

TARRANT COUNTY PUBLIC HEALTH

2016

ANNUAL REPORT



Global Health is Local

TCPH responded to diseases like Zika, Ebola and MERS that proved to be only a plane flight away.



TARRANT COUNTY PUBLIC HEALTH

Using our expertise to advance our community's health through

- Accountability
- Quality
- Innovation



Partnering

WITH LEADERS



City of Fort Worth Mayor Betsy Price rolled up her sleeves for her annual flu shot at TCPH.



Staff and community volunteers celebrated a successful 10th Annual Carnaval de Salud.

Building

FOR SUCCESS



Health Director Vinny Taneja and staff received NACCHO's Model Practice Award for TCPH's "First Responder Infectious Disease Notification" program.



Commissioner Roy Charles Brooks presented a proclamation recognizing World Breastfeeding Week during Commissioners Court.

Innovating

INTERACTIVE IDEAS

Engaging

OUR DIGITAL COMMUNITY

Good afternoon - I had a fantastic experience today at one of your offices and just had to let you know about it. I visited the office at Southlake Town Square for travel vaccinations and Carol took care of me. She was personable, patient and took the time to answer my many, many questions. Just wanted you to know how much I appreciated Carol and how simple it was to use this great service.

Thanks very much.
- Heather S.



Educating

THROUGH ACTION




Medical Reserve Corps volunteers donated 1,787 service hours.



"A Matter of Balance" program instructor speaks with a Univision reporter.



TCPH designed Zika Home Care Kits for distribution to county residents being evaluated for Zika. The kits included mosquito repellent, mosquito dunks, educational materials and other items.



The department collaborated with Placer Mosquito and Vector Control District to create a coloring book to educate kids about mosquitoes.



Staff designed deployable pop-up banners with QR scan codes.



Businesses began posting TCPH's new hand-washing signage with interactive QR scan codes designed to inspire positive community action.



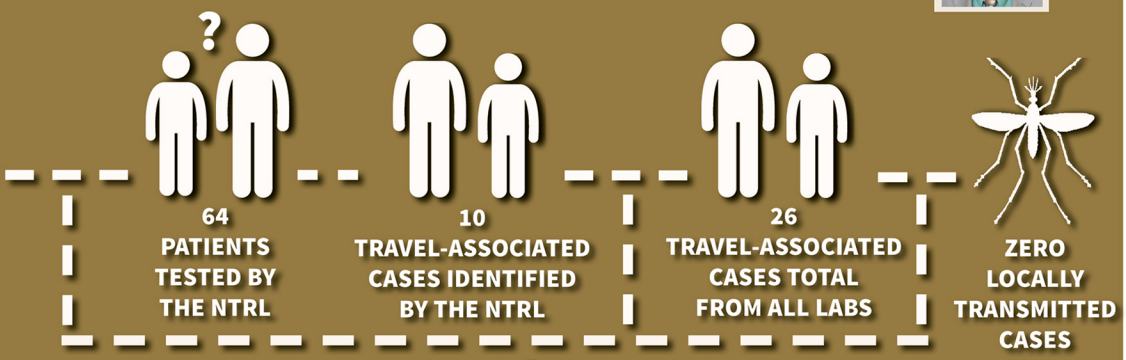
TCPH offered food establishments new inspection signage to help educate customers. A custom QR scan code pointed to TCPH'S food safety web page -- offering customers mobile information.

The Year of the MOSQUITO

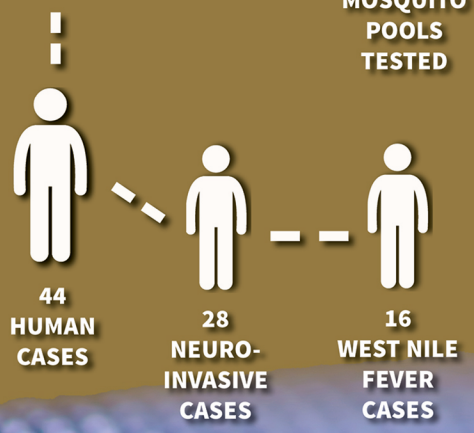
“The tremendous support from our municipal partners helped keep Zika from transmitting locally.” - Vinny Taneja, Tarrant County Health Director



ZIKA VIRUS



WEST NILE VIRUS



498,767 mosquitoes studied by staff entomologists

158,011 mosquitoes tested by TCPH lab staff



A SNAPSHOT OF ACTIVITIES

The following table provides a three-year glimpse of TCPH activities and/or numbers of people involved. Fluctuations may be due to changes in reporting requirements.

DEPARTMENT WORKLOAD MEASURES	2014	2015	2016
BCCCP - Pap smear screens	606	451	551
BCCCP- Breast exams	829	361	612
BCCCP - case-managed clients	217	141	196
Pregnancy tests & referrals	437	365	423
Flu shots provided	14,041	11,755	8,179
Immunizations provided	41,644	36,367	36,748
WIC - visits	616,333	606,092	564,028
Health education - health events, presentations	670	602	413
Health education - participants	13,254	13,662	9,810
Communicable disease reports investigated	4,494	4,034	6,541
New HIV cases reported	292	317	261
STD clinic visits	7,063	7,049	5,484
STD disease intervention, field investigations	3,198	4,123	2,671
Clinical lab tests performed	53,027	49,631	48,033
HIV/STD cases investigated, partners notified	898	874	848
Preventive Medicine Clinic (PMC) HIV care caseload	965	865	887
PMC clinic visits	5,283	4,834	5,164
Travel Health Services immunizations provided	2,778	2,530	3,222
TB clinic visits	13,907	10,284	8,419
TB contacts screened as part of disease intervention investigation	1,155	1,548	928
TB cases in Tarrant County	77	65	62
Percent of foreign-born TB cases	70.1	75.4	50
Suspected TB cases treated preventively	196	194	216
HIV co-infections (cases only)	0	2	4
Drug-resistant cases (TB)	7	8	4
Directly Observed Therapy doses administered in the field (TB)	8,772	7,135	7,678
DOPT doses administered (TB)	10,182	13,755	11,123
Contacts investigated (TB)	1,155	1,548	928
Total on therapy (TB)	83	120	112
Total with latent TB infection	1,146	780	503
Food establishment inspections	6,374	7,838	7,477
Swimming pool inspections	961	1,085	1,105
Onsite sewage facilities permitted	377	354	344
Food handlers trained/certified	15,285	13,172	4,986
Mosquito pools tested for WNV	4,794	5,006	5,442
Milk and dairy lab tests performed	18,018	17,430	18,573
Water lab tests performed	19,242	19,329	19,241

TOTAL FUNDS FY2016 = \$64,825,749

	Local Government Funds	\$11,162,020
	Local Fees	\$2,214,633
	Local Private Funds	\$90,750
	State Grants	\$26,418,296
	Federal Grants	\$1,808,297
	1115 Waiver Funds	\$23,131,753

