

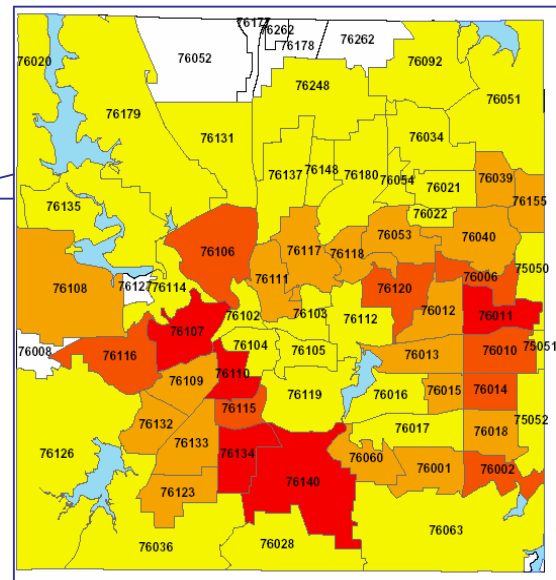
# Sexually Transmitted Diseases in Tarrant County 2003

In 2003, there was an increase in reports of all major STDs except syphilis.

	Increase (%) 2002-2003
Chlamydia	16 %
Gonorrhea	6 %
AIDS	15 %
HIV	119 %



NUMBER OF REPORTED STDs\* BY ZIP CODE



■ Highest Quartile (> 114)  
■ 2<sup>nd</sup> Quartile (76 - 113)  
■ 3<sup>rd</sup> Quartile (39 - 75)  
■ Lowest Quartile (< 38)  
■ No Case or No Data

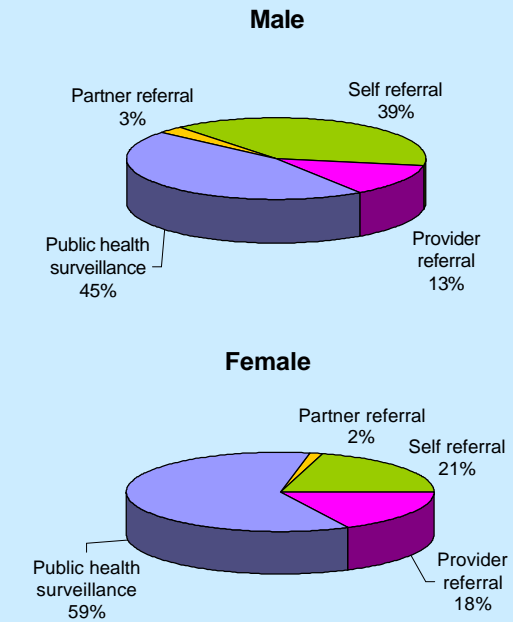
## Total Number and Rate\* of Reported STDs

DISEASE	Male (rate per 100,000)*	Female (rate per 100,000)*	Total <sup>1</sup> (rate per 100,000)*
AIDS	142 ( 19.0)	56 ( 7.4)	198 ( 13.1)
Chlamydia	829 (110.7)	3,729 (490.3)	4,564 (302.3)
Gonorrhea	1,020 (136.2)	1,053 (138.5)	2,077 (137.6)
Early Syphilis	75 ( 10.0)	76 ( 10.5)	155 ( 10.3)
Non-Gonococcal Urethritis	356 ( 47.5)	0 ( 0.0)	356 ( 23.6)
Herpes Simplex Virus	16 ( 2.1)	28 ( 3.7)	44 ( 2.9)
HIV	289 ( 38.6)	94 ( 12.4)	383 ( 25.4)
Human Papillomavirus	144 ( 19.2)	29 ( 3.8)	173 ( 11.5)
Mucopurulent Cervicitis	-	465 ( 61.1)	465 ( 61.1)
§ Pelvic Inflammatory Disease	-	< 5	< 5

§ These conditions are complications from STDs.  
 1. The sum of male and female does not equal the total because of unspecified gender.

\* STDs in this map include all STDs except HIV/AIDS and Hepatitis B  
 \* Rate: Incidence Rate per 100,000 population

## STDs Reporting Sources



Tarrant County Public Health  
Director: Lou K. Brewer  
RN, MPH



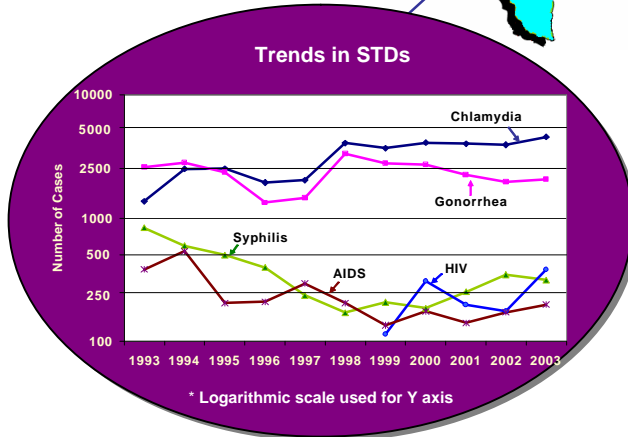
For more information:  
Epidemiology & Health Information

Phone  
817.321.5350  
Fax  
817.321.5353

<http://health.tarrantcounty.com>

Emergency Contact  
24hr Pager 817.418.1065  
24hr Cell 817.994.3708

3/2004

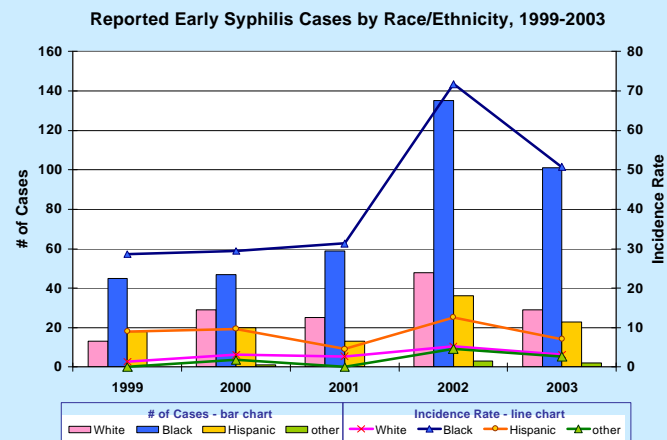


## SYPHILIS

### Total Number and Rate\* of Early Syphilis<sup>2</sup> Cases

Gender	Race/Ethnicity	Age
Male	White	0-9
	Black	10-19
Female	Hispanic	20-29
	Other	30-39
Total		40-49
		50-59
		60+
		0 ( 0.0)
		19 ( 8.4)
	55 (25.0)	
	35 (14.2)	
	35 (14.7)	
	9 ( 5.4)	
	2 ( 1.1)	
Total		155 (10.3)

2. Early Syphilis includes Primary, Secondary and Early Latent cases.

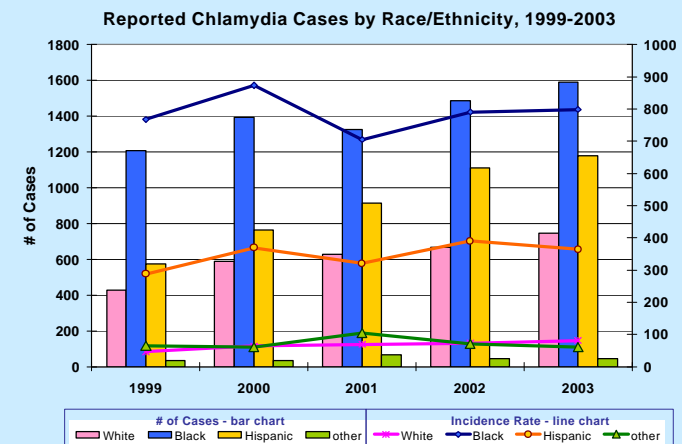


## CHLAMYDIA

### Total Number and Rate\* of Chlamydia Cases

Gender	Race/Ethnicity	Age
Male	White	0-9
	Black	10-19
Female	Hispanic	20-29
	Other	30-39
Total		40-49
		50-59
		60+
		14 ( 5.9)
		1,771 ( 786.9)
	2,266 (1031.4)	
	374 ( 151.8)	
	75 ( 31.4)	
	11 ( 6.6)	
	8 ( 4.5)	
Total		4,564 <sup>3</sup> (302.3)

3. # of cases do not add up to the total because there were 6 cases with unspecified gender; 1004 cases with unspecified Race/Ethnicity; 45 cases with unspecified age group.

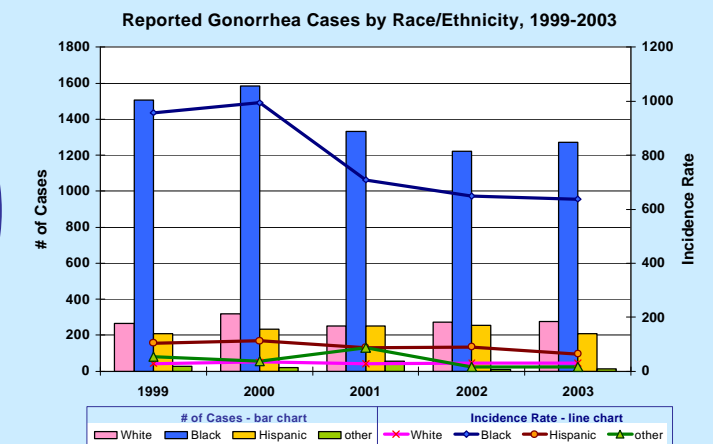


## GONORRHEA

### Total Number and Rate\* of Gonorrhea Cases

Gender	Race/Ethnicity	Age
Male	White	0-9
	Black	10-19
Female	Hispanic	20-29
	Other	30-39
Total		40-49
		50-59
		60+
		< 5
		709 (315.0)
	937 (426.5)	
	265 (107.6)	
	115 ( 48.1)	
	26 ( 15.6)	
	10 ( 5.7)	
Total		2,077 <sup>4</sup> (137.6)

4. # of cases do not add up to the total because there were 4 cases with unspecified gender; 310 cases with unspecified Race/Ethnicity; 13 cases with unspecified age group.



## Pregnancy and STDs

The consequences of an STD are more serious for a pregnant woman and her baby.

In 2003, there were 156 pregnant women diagnosed with STDs in Tarrant County. All of these women received appropriate follow-up and referral.