

# TARRANT COUNTY PUBLIC HEALTH DATA BRIEF



## TEEN LIVE BIRTHS IN TARRANT COUNTY

- In 2020, Tarrant County had a **teen pregnancy rate of 25.4** per 1,000 females aged 15-19 years, which was a **decrease of 49%** from 2011. Pregnancy data includes live births, fetal deaths, and induced abortions. These data are not available at any subpopulation level, so the rest of this data brief focuses on live birth rates.
- From 2011 to 2020 **teen live birth rates decreased** across **all race/ethnicity groups**:
  - Hispanic rate decreased 53%
  - Non-Hispanic Black rate decreased 47%
  - Non-Hispanic White rate decreased 62%
  - Other/Multiracial rate decreased 21%
- In 2020, **Tarrant County's teen live birth rate** (19.6 per 1,000 females aged 15-19 years) was **significantly lower than Texas** (22.7) and **significantly higher than the United States** (15.3)
- In the **last ten years** (2011-2020) Tarrant County's **teen live birth rate decreased 52%**, compared to a decrease of 28% the previous ten years (2001-2010)

Figure 1. Live births by race/ethnicity among Tarrant County residents aged 15-19 years, 2020

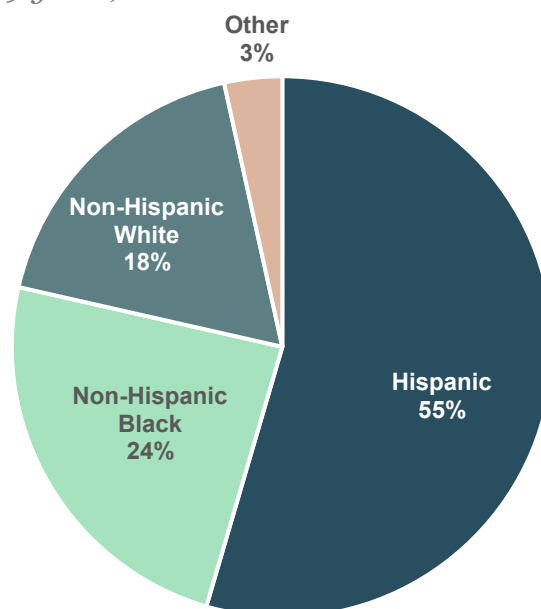
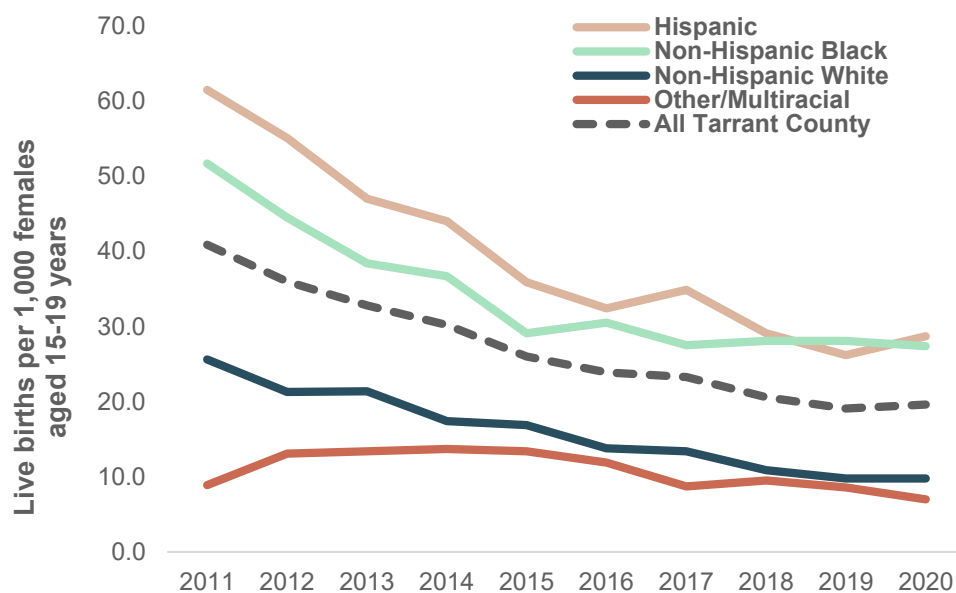
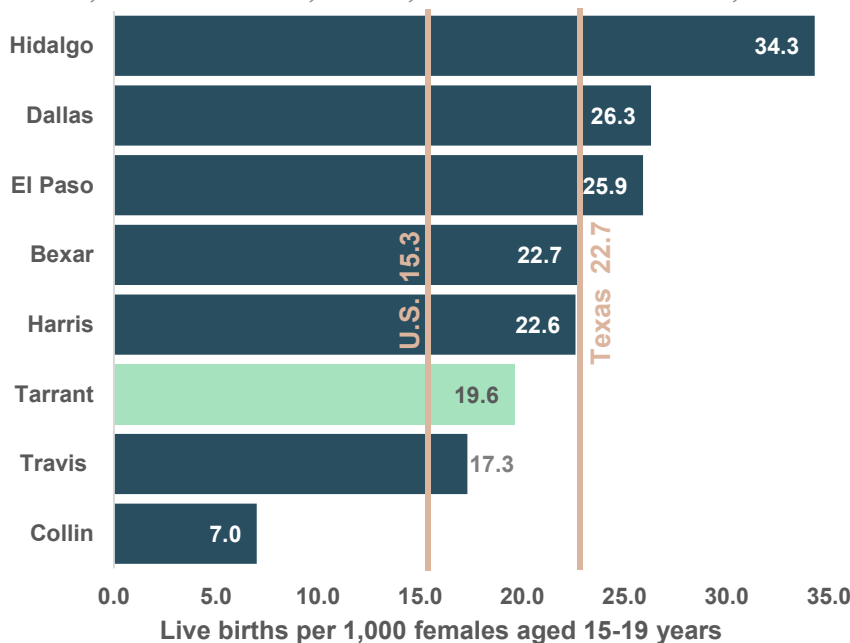


Figure 2. Live birth rates by race/ethnicity among Tarrant County residents aged 15-19 years, 2011-2020



**Tarrant County's teen live birth rate has decreased by more than half (52%) from 2011 to 2020**

Figure 3. Live birth rates per 1,000 female population aged 15-19 years, Texas counties with at least 10,000 live births, Texas, and the United States, 2020



**Tarrant County had a teen birth rate significantly lower than Texas and significantly higher than the United States in 2020**

Figure 4. Characteristics of live births by maternal age group, Tarrant County, 2020

	Teen births (15-19 years)	Births to mothers ≥20 years	Difference
Percentage of all live births	5%	95%	N/A
Infant mortality rate <sup>†</sup> (2019)	8.4 <sup>◇</sup>	4.8	—
Preterm (<37 weeks gestation)	10.9%	10.1%	—
Low birth weight (<2,500g)	10.7%	8.2%	↑
Late to prenatal care <sup>*</sup>	42.0%	28.1%	↑
No prenatal care	14.8%	9.9%	↑
Repeat birth	12.7%	62.5%	↓
Singleton birth <sup>‡</sup>	98.3%	97.0%	↑
Cesarean delivery	21.7%	34.4%	↓
Hypertension (chronic or gestational)	8.7%	8.6%	—
Smoked during pregnancy	1.1%	2.1%	↓

<sup>†</sup> Infant mortality rate = number of deaths among infants under one year of age per 1,000 live births, latest data available is 2019

<sup>◇</sup> Rates based on less than 20 deaths are considered unstable and should be interpreted with caution

<sup>\*</sup> Began prenatal care in the 2nd or 3rd trimester, <sup>‡</sup> Birth of only one child during a single delivery (vs. a multiples birth, i.e. twins, triplets...)

Note: Any up or down arrows denote statistically significant difference between births to teens and births to mothers ≥20 years (p<0.05)

**Resources for preventing teen pregnancy**

- **Girls Inc. of Tarrant County:** [girlsinctarrant.org] Offers programs of research-based curriculum in schools, libraries, and community centers
- **North Texas Alliance to Reduce Unintended Pregnancy in Teens** [www.ntarupt.org] Community resources for both parents and teens with a focus on teen pregnancy prevention and sexual and reproductive health

**Resources at Tarrant County Public Health for healthy pregnancy outcomes**

[health.tarrantcounty.com]

- **Nurse Family Partnership:** Home nurse visits for eligible first time moms throughout their pregnancy and until their baby turns 2 years old
- **WIC:** Helps families eat well, learn about nutrition, and stay healthy