

TARRANT COUNTY PUBLIC HEALTH DATA BRIEF



TEEN PREGNANCY IN TARRANT COUNTY

- In 2015, Tarrant County had a **teen pregnancy rate of 30.2** per 1,000 females aged 15-19 years, which was a **decrease of 57%** from 2006
- From 2006 to 2015 **teen pregnancy rates decreased** across **all race/ethnicity groups**:
 - Hispanic rate decreased 63%
 - Non-Hispanic Black rate decreased 59%
 - Non-Hispanic White rate decreased 54%
 - Other/Multiracial rate decreased 40%
- In 2017, **Tarrant County's teen live birth rate** (23.3 per 1,000 females aged 15-19 years) was **significantly lower than Texas** (27.6) and **significantly higher than the United States** (18.8)
- In the **last ten years** (2008-2017) Tarrant County's **teen live birth rate decreased 60%**, compared to a decrease of 10% the previous ten years (1998 to 2007)

Figure 1. Pregnancies by race/ethnicity among Tarrant County residents aged 15-19 years, 2015

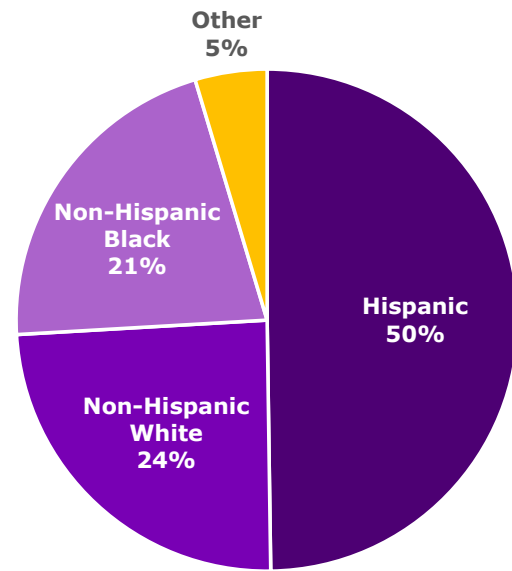
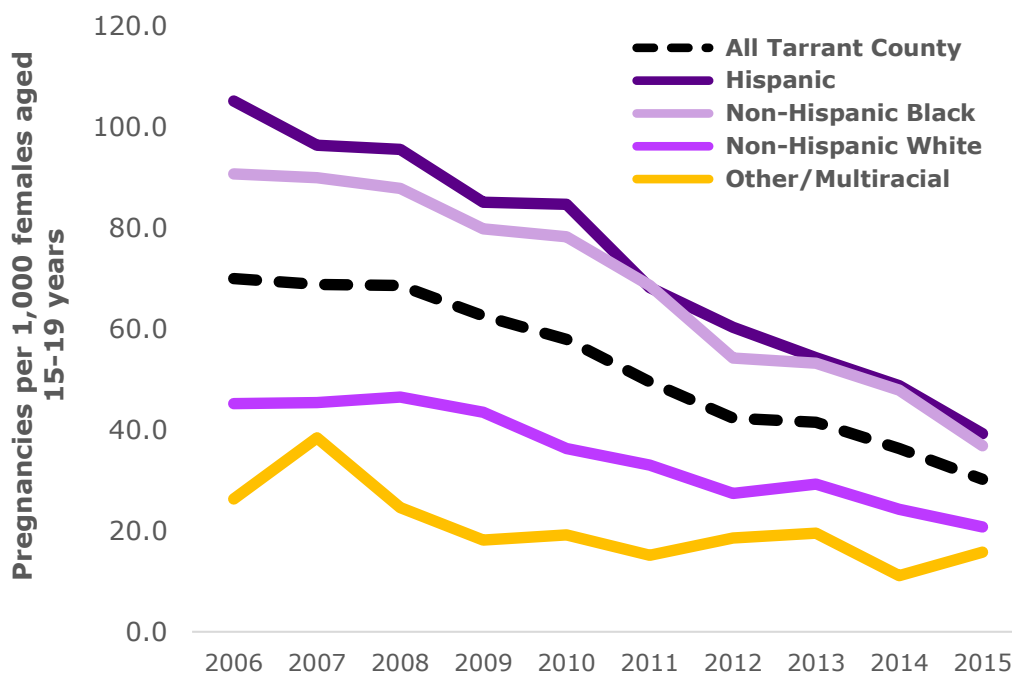
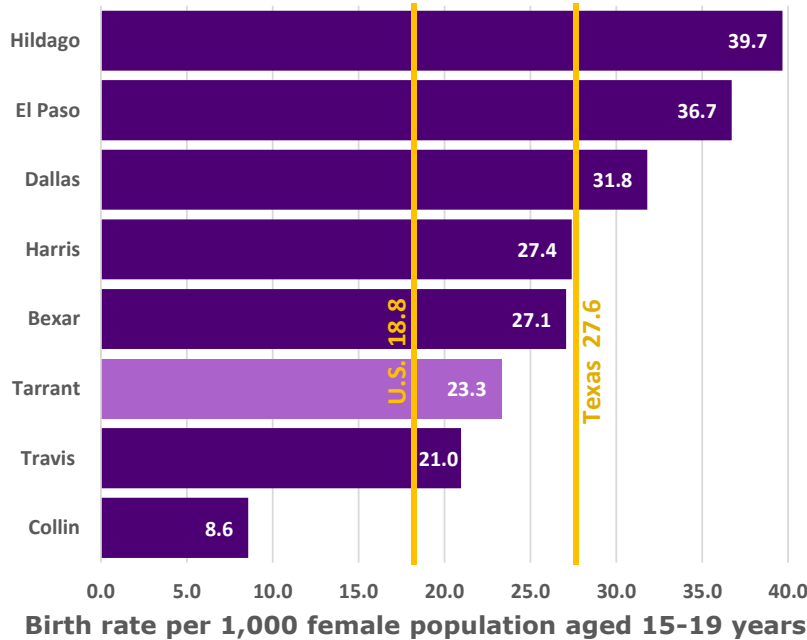


Figure 2. Teen pregnancy rates by race/ethnicity among Tarrant County residents aged 15-19 years, 2006-2015



Tarrant County's teen pregnancy rate has decreased by more than half (57%) from 2006 to 2015

Figure 3. Live birth rate per 1,000 female population aged 15-19 years, Texas counties with at least 10,000 live births, Texas, and the United States, 2017



Tarrant County had a teen birth rate significantly lower than Texas and significantly higher than the United States in 2017

Figure 4. Characteristics of live births by maternal age group, Tarrant County, 2017

	Teen births (15-19 years)	Births to mothers ≥20 years	Difference
Percentage of all live births	6%	94%	N/A
Infant mortality rate [†] (2016)	12.4	5.9	↑
Preterm (<37 weeks gestation)	9.4%	9.7%	—
Low birth weight (<2,500g)	9.5%	8.4%	↑
Late to prenatal care [*]	42.4%	27.9%	↑
No prenatal care	10.5%	6.4%	↑
Repeat birth	18.2%	65.5%	↓
Singleton birth [‡]	99.0%	96.5%	↑
Cesarean delivery	21.2%	34.0%	↓
Pregnancy-associated hypertension	5.9%	6.5%	—
Smoked during pregnancy	2.3%	2.5%	—

[†]Infant mortality rate = number of deaths among infants under one year of age per 1,000 live births, latest data available is 2016

^{*}Began prenatal care in the 2nd or 3rd trimester, [‡]Birth of only one child during a single delivery (vs. a multiples birth, i.e. twins, triplets...)

Note: Any up or down arrows denote statistically significant difference between births to teens and births to mothers ≥20 years (p<0.05)

Resources for preventing teen pregnancy

- **Girls Inc. of Tarrant County:** [girlsinctarrant.org]
Offers programs of research-based curriculum in schools, libraries, and community centers
- **North Texas Alliance to Reduce Unintended Pregnancy in Teens** [www.ntarupt.org]
Community resources for both parents and teens with a focus on teen pregnancy prevention and sexual and reproductive health

Resources at Tarrant County Public Health for healthy pregnancy outcomes
[health.tarrantcounty.com]

- **Nurse Family Partnership:** Home nurse visits for eligible first time moms throughout their pregnancy and until their baby turns 2 years old
- **WIC:** Helps families eat well, learn about nutrition, and stay healthy