

# CARE 4 TARRANT PROGRAM UPDATES



## WEEKLY STATUS REPORT

### PROJECT SUMMARY

REPORT DATE	PROJECT NAME
09/29/20	Care 4 Tarrant

### PROGRAM STATUS

- The **Small Business Assistance Program** is in the reviewing and processing stage. Auditor's Office staff will distribute the eighth round of funds this week, Tuesday September 29<sup>th</sup>.
- The County operates one **COVID-19 Testing Site** at NRH20 in North Richland Hills and one in partnership with City of Fort Worth at Tarrant County College- South Campus.
- The **Rental Assistance Program** is ongoing with a rolling approval process. New applications are submitted daily.
- The **NGO Assistance Program** secondary application review was completed September 18<sup>th</sup>. The final applicant agreements will be on tomorrow's September 29<sup>th</sup> court agenda.
- **Municipal Distributions** are complete with all cities receiving CRF Funds. County staff is currently working with cities to approve and track expenditures. Weekly office hours give cities and municipalities opportunities to address questions or concerns.
- **Chamber Partnerships** - 10 chambers have entered into agreements with Tarrant County.

### SMALL BUSINESS ASSISTANCE

Data as of 9/28/20

The County will approve 134 grants the week of September 29th totaling \$1,003,231.37. As of September 29th, the County has approved 2,126 grants for a cumulative total of \$17,172,003.11.

Eligible for Grant	Count	Amount
Arlington	52	389,437.58
Bedford	3	18,570.63
Benbrook	2	11,523.75
Colleyville	8	68,211.39
Crowley	1	918.07
Eules	8	69,109.39
Fort Worth - Not in City	4	27,851.25
Grand Prairie	2	7,634.50
Grapevine	8	71,408.96
Haltom City	5	43,725.47
Hurst	3	19,998.50
Keller	5	37,254.83
Kennedale	1	6,791.75
Lake Worth	1	10,000.00
Mansfield	7	42,279.94
North Richland Hills	11	81,926.68
Pantego	1	698.15
Richland Hills	1	10,000.00
Saginaw	1	4,688.40
Southlake	9	80,828.63
Watauga	1	373.50
<b>Totals</b>	<b>134</b>	<b>1,003,231.37</b>

Eligible for Grant	Count	Amount
C Corporation	4	30,373.50
Individual/Sole Proprietor	28	174,558.51
Other Tax Class	-	-
Partnership	15	121,271.84
S Corporation	46	366,708.49
Single Member LLC	41	310,319.03
<b>Totals</b>	<b>134</b>	<b>1,003,231.37</b>

Applications	Total
Started in System	5701
Submitted & Completed	2977
51% M/W/V Ownership	1501

Total SBA Distribution		
Eligible for Grant	Count	Amount
51% MWV Owned	1,392	10,916,057.35
All Other	734	6,255,945.76
<b>Totals</b>	<b>2,126</b>	<b>17,172,003.11</b>

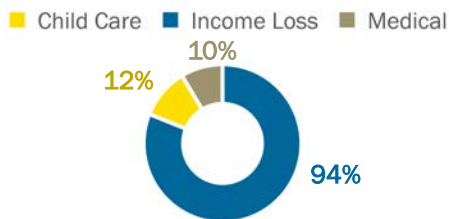
## COVID-19 TESTING

Testing site numbers for September 21<sup>th</sup> – September 26<sup>th</sup>. Full chart attached. Data as of 9/28/20

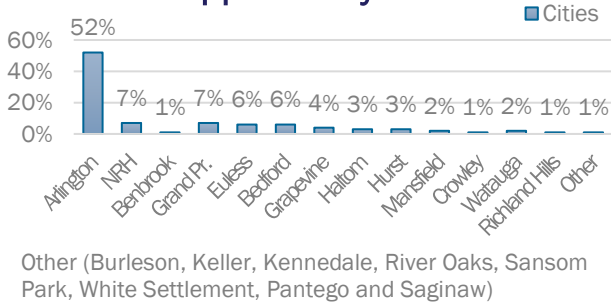
Date	Arlington Test Site	NRH20 Test Site	TCC- South Test Site
Monday, September 21 <sup>st</sup>	Closed	538	Closed
Tuesday September 22 <sup>nd</sup>	Closed	389	Closed
Wednesday, September 23 <sup>rd</sup>	180	430	Closed
Thursday, September 24 <sup>th</sup>	157	377	94
Friday September 25 <sup>th</sup>	108	446	105
Saturday, September 26 <sup>th</sup>	98	442	233
Total Per Site	543	2622	432
Overall Total	3,597		

## RENTAL ASSISTANCE

### COVID-19 Related Economic Loss



### Approved by Location



Data as of 9/28/20

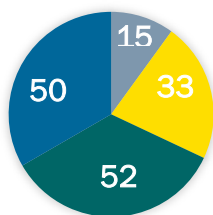
APPLICATIONS	TOTAL
RECEIVED	1059
APPROVED	491
DENIED	568 *may be approved with additional info
Applicants that have received a notice to vacate/ eviction	294 210 approved, 84 still under review / denied

PROGRAM	TOTAL
APPROVED DOLLAR AMOUNT	\$1,709,407
<ul style="list-style-type: none"> <li>If all are approved for 3 months of assistance</li> </ul>	
APPROVED DOLLAR AMOUNT	\$3,418,814
<ul style="list-style-type: none"> <li>If all are approved for 4 months of assistance</li> </ul>	

## NON-GOVERNMENTAL ASSISTANCE PROGRAM

The final 15 NGO Agreements will be submitted for court approval September 29th. Full funding chart attached. Data as of 9/28/20.

## NGO PROGRAM FUNDING STATUS



- Recommended
- City of Fort Worth
- Ineligible
- Awarded

Total Awarded	67
	\$6,394,540.05

## MUNICIPAL DISTRIBUTIONS\*

---

\*Full chart and newsletter attached.

Total Distributed	\$61,308,720
Remaining	\$0

## CHAMBER PARTNERSHIPS\*

---

\*Full chart attached.

Chamber Partnerships	10
Total Agreement Amount 15	\$43,650

CARE 4 Tarrant NGO Program Funding

9/29/2020								
		Tarrant County			City FW			Combined
NGO Application Status	Number	Previously Incurred	Anticipated	Total	Previously Incurred	Anticipated	Total	Total
Ineligible	52	\$ 892,862.02	\$ 1,963,008.40	\$ 2,855,870.42				\$ 2,855,870.42
City of FW Applicants	33				\$ 793,874.28	\$ 2,766,770.22	\$ 3,560,644.50	\$ 3,560,644.50
Ineligible Expenses		\$ 1,233,660.01	\$ 1,994,726.68	\$ 3,228,386.69				\$ 3,228,386.69
Not funded by Tarrant County	85	\$ 2,126,522.03	\$ 3,957,735.08	\$ 6,084,257.11				\$ 9,644,901.61
Still under Review	0	\$ -	\$ -	\$ -				\$ -
New Recommendations	0	\$ -	\$ -	\$ -	\$ -	\$ -	\$ -	\$ -
Recommended Amount/Approved/Pending Agreement*	0	\$ -	\$ -	\$ -	\$ 582,227.47	\$ 1,301,680.02	\$ 1,883,907.49	\$ 1,883,907.49
Awarded/Encumbered**	65	\$ 1,090,054.33	\$ 4,280,323.53	\$ 5,370,377.86				\$ 5,370,377.86
<b>Total Requests Received through NGO Applications</b>	<b>150</b>	<b>\$ 3,216,576.36</b>	<b>\$ 8,238,058.61</b>	<b>\$ 11,454,634.97</b>	<b>\$ 1,376,101.75</b>	<b>\$ 4,068,450.24</b>	<b>\$ 5,444,551.99</b>	<b>\$ 16,899,186.96</b>
Non-Applicant NGO Requests	Number	Previously Incurred	Anticipated	Total	Previously Incurred	Anticipated	Total	Total
Clayton Youth Enrichment	1	\$ -	\$ 767,870.00	\$ 767,870.00				
YMCA FW Unemployment Support	1	\$ 85,430.73	\$ 170,861.46	\$ 256,292.19				
Awarded/Encumbered	2	\$ 85,430.73	\$ 938,731.46	\$ 1,024,162.19				
<b>Grand Total Awarded</b>	<b>67</b>	<b>\$ 1,175,485.06</b>	<b>\$ 5,219,054.99</b>	<b>\$ 6,394,540.05</b>				

\* Amounts recommended to City FW for funding have not yet been approved by City FW

\*\* Assumes approval of 9/29 NGO agenda items

# TARRANT COUNTY

## Coronavirus Relief Fund Distribution for Municipalities



### UPCOMING EVENTS

#### SEPTEMBER

s	m	t	w	t	f	s
		1	2	3	4	5
6	7	8	9	10	11	12
13	14	15	16	17	18	19
20	21	22	23	24	25	26
27	28	29	30			

#### OCTOBER

s	m	t	w	t	f	s
				1	2	3
4	5	6	7	8	9	10
11	12	13	14	15	16	17
18	19	20	21	22	23	24
25	26	27	28	29	30	31

#### Key Dates:

- August Expenditure Report due date was extended to September 22<sup>nd</sup>
- September Expenditure Report is due on or before October 15<sup>th</sup>

### REMINDERS

- If you haven't done so already, please review the revised Treasury and OIG Guidance and FAQs (links in resources)
- Sept. 16<sup>th</sup> Office hours will include a new template explanation, payroll documentation, and example scenarios webinar that will walkthrough everything covered on Sept. 9<sup>th</sup>. Come with all your payroll questions!
- July 31<sup>st</sup> reports should be completed using the new reporting template
- The August Expenditure Report deadline was extended to Sept. 22<sup>nd</sup>
- Please make sure you've uploaded the required documentation and justifications to the FTP site
- Please be sure to utilize the FTP site to upload all reports and documentation

### RESOURCES

#### \*New\* Supplemental Guidance and Templates:

The following guidance and templates were distributed with this week's newsletter

- Supplemental Payroll Guidance
- Monthly Expenditure Report Template

#### \*New\* Tarrant County CRF Distribution Website

Office hour webinars, newsletters, and other County resources will be uploaded to the site each week ([link here](#))

#### Office Hours:

Every Wednesday from 3:00 – 4:00 pm

September 16<sup>th</sup> 3:00 – 4:00 pm

September 23<sup>rd</sup> 3:00 – 4:00 pm

September 30<sup>th</sup> 3:00 – 4:00 pm

If you did not receive an invitation to the office hours, please email [RLSchaffner@tarrantcounty.com](mailto:RLSchaffner@tarrantcounty.com)

#### Other Resources:

- [Coronavirus Relief Fund Guidance](#) (updated 9/2/20)
- [Coronavirus Relief Fund FAQs](#) (updated 9/2/20)
- [CRF Reporting and Record Keeping FAQs](#) (issued 8/28/20)
- [OIG Reporting and Recording Keeping Update](#) (issued 7/31/20)

### AM I ON TRACK?

- Did you submit your June 30<sup>th</sup> expenditure report?
- Did you submit the required documentation for the June 30<sup>th</sup> expenditure report?
- Have you submitted your budget for CRF expenditures and justifications?
- Are you preparing your August expenditure report?

**Tarrant County Population Data  
CARES Act Distribution**

	City	2019 Population *	Apportionment	Distributed
✓	Arlington	386,180	\$21,239,900	\$21,239,900
✓	Azle**	10,463	575,465	575,465.00
✓	Bedford	48,810	2,684,550	2,684,550.00
✓	Benbrook	22,920	1,260,600	1,260,600.00
✓	Blue Mound	2,390	131,450	131,450.00
✓	Burleson**	9,072	498,960	498,960.00
✓	Colleyville	25,370	1,395,350	1,395,350.00
✓	Crowley	15,540	854,700	854,700.00
✓	Dalworthington Garden	2,330	128,150	128,150.00
✓	Edgecliff Village	3,220	177,100	177,100.00
✓	Eules	56,160	3,088,800	3,088,800.00
✓	Everman	6,090	334,950	334,950.00
✓	Flower Mound**	375	20,625	20,625.00
✓	Forest Hill	12,950	712,250	712,250.00
---	<b>Fort Worth</b>	<b>848,860</b>	<b>46,687,300</b>	-----
✓	Grand Prairie**	61,231	3,367,705	3,367,705.00
✓	Grapevine	51,370	2,825,350	2,825,350.00
✓	Haltom City	42,730	2,350,150	2,350,150.00
✓	Haslet	1,740	95,700	95,700.00
✓	Hurst	38,510	2,118,050	2,118,050.00
✓	Keller	45,090	2,479,950	2,479,950.00
✓	Kennedale	7,650	420,750	420,750.00
✓	Lake Worth	4,710	259,050	259,050.00
✓	Lakeside	2,110	116,050	116,050.00
✓	Mansfield**	64,599	3,552,945	3,552,945.00
---	Newark**	-----	-----	-----
✓	North Richland Hills	67,980	3,738,900	3,738,900.00
✓	Pantego	2,480	136,400	136,400.00
✓	Pelican Bay	1,900	104,500	104,500.00
✓	Reno**	9	495	495.00
✓	Richland Hills	7,920	435,600	435,600.00
✓	River Oaks	8,290	455,950	455,950.00
✓	Saginaw	22,380	1,230,900	1,230,900.00
✓	Sansom Park	5,450	299,750	299,750.00
✓	Southlake	30,010	1,650,550	1,650,550.00
✓	Trophy Club**	376	20,680	20,680.00
✓	Watauga	23,770	1,307,350	1,307,350.00
✓	Westlake**	1,610	88,550	88,550.00
✓	Westover Hills	679	37,345	37,345.00
✓	Westworth Village	2,640	145,200	145,200.00
✓	White Settlement	17,600	968,000	968,000.00
	<b>Subtotal</b>	<b>1,963,564</b>	<b>\$107,996,020</b>	<b>\$61,308,720</b>
	<b>Total Removing Fort Worth</b>	<b>1,114,704</b>	<b>\$61,308,720</b>	<b>\$61,308,720</b>
	<b>Unincorporated</b>	<b>80,211</b>		
	<b>Total County Pop</b>	<b>2,043,775</b>		
			<b>Outstanding</b>	<b>Distributed</b>
			<b>\$0</b>	<b>100.0%</b>

\* - NCTCOG

\*\* - Split City

**Chamber Services Agreements - Care 4 Tarrant & Small Business Grant Promotion  
As of July 14, 2020**

<b><u>Chamber Name</u></b>	<b><u>Approved Funding</u></b>
Colleyville Chamber	\$3,750
Crowley Area Chamber	\$1,830
Greater Keller Chamber	\$4,750
Hurst Euless Bedford Chamber	\$5,200
Kennedale Chamber	\$1,250
Mansfield Area Chamber	\$4,280
Metroport Chamber	\$1,400
Northeast Tarrant Chamber	\$8,450
Southlake Chamber	\$5,440
US Pan Asian American SW Chamber	\$7,300
<b>Total Funding Approved</b>	<b>\$43,650</b>