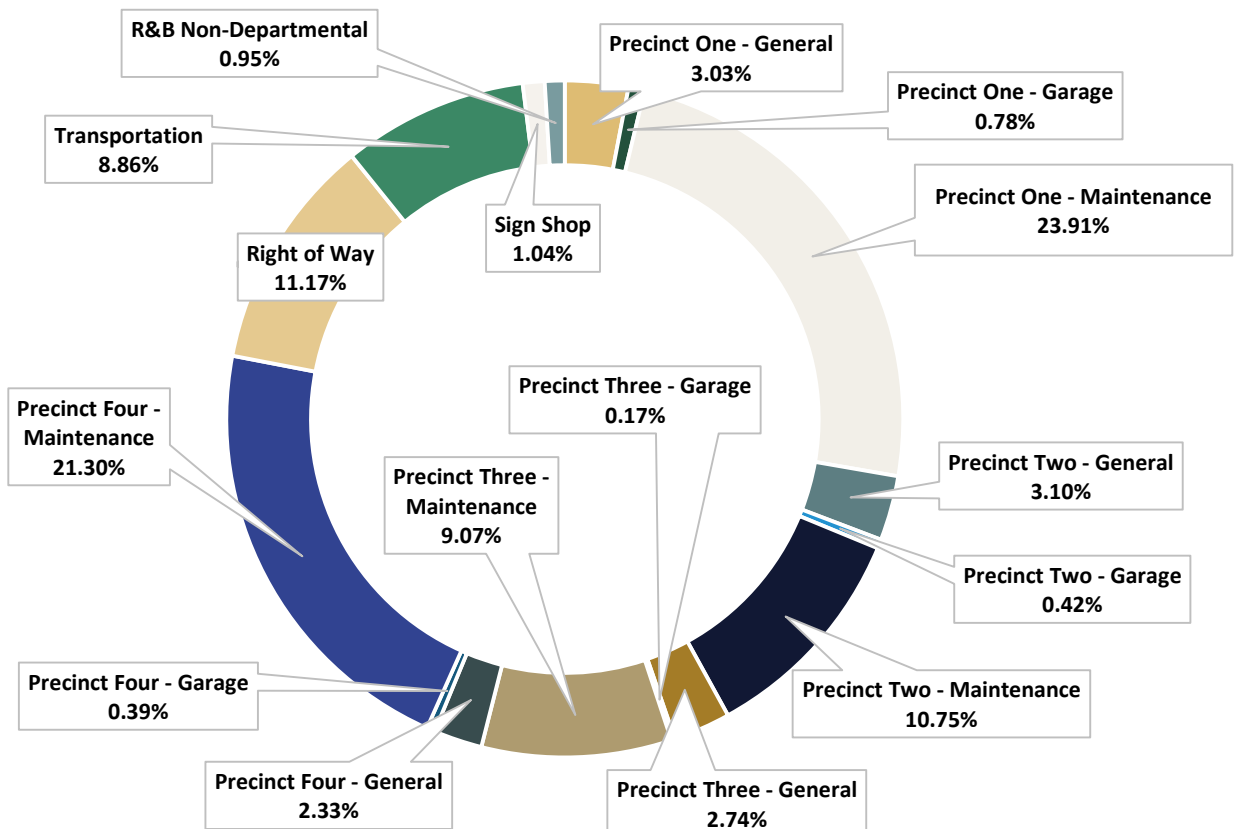


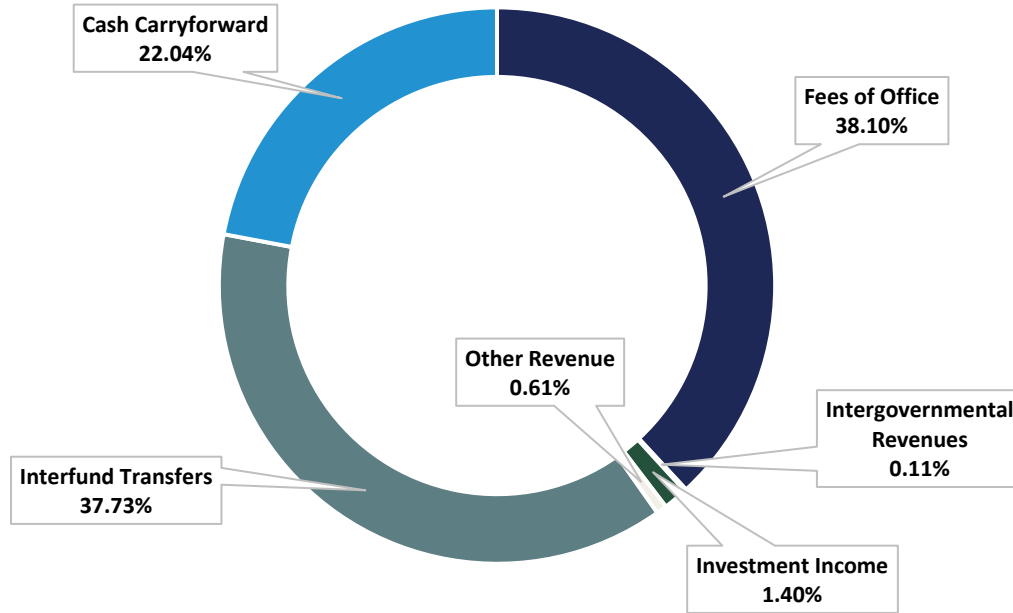
FY 2024 BUDGETED EXPENDITURES ROAD AND BRIDGE FUND BY DEPARTMENT

Precinct One - General	1,493,235
Precinct One - Garage	382,250
Precinct One - Maintenance	11,789,859
Precinct Two - General	1,529,771
Precinct Two - Garage	208,350
Precinct Two - Maintenance	5,303,563
Precinct Three - General	1,352,627
Precinct Three - Garage	82,050
Precinct Three - Maintenance	4,473,726
Precinct Four - General	1,147,805
Precinct Four - Garage	192,272
Precinct Four - Maintenance	10,507,185
Right of Way	5,506,862
Transportation	4,369,609
Sign Shop	511,350
R&B Non-Departmental	468,345
TOTAL EXPENDITURES AND USES	49,318,859
Reserves/Undesignated	600,000
TOTAL EXPENDITURES AND RESERVES	49,918,859

FY 2024 BUDGETED EXPENDITURES ROAD AND BRIDGE FUND BY DEPARTMENT

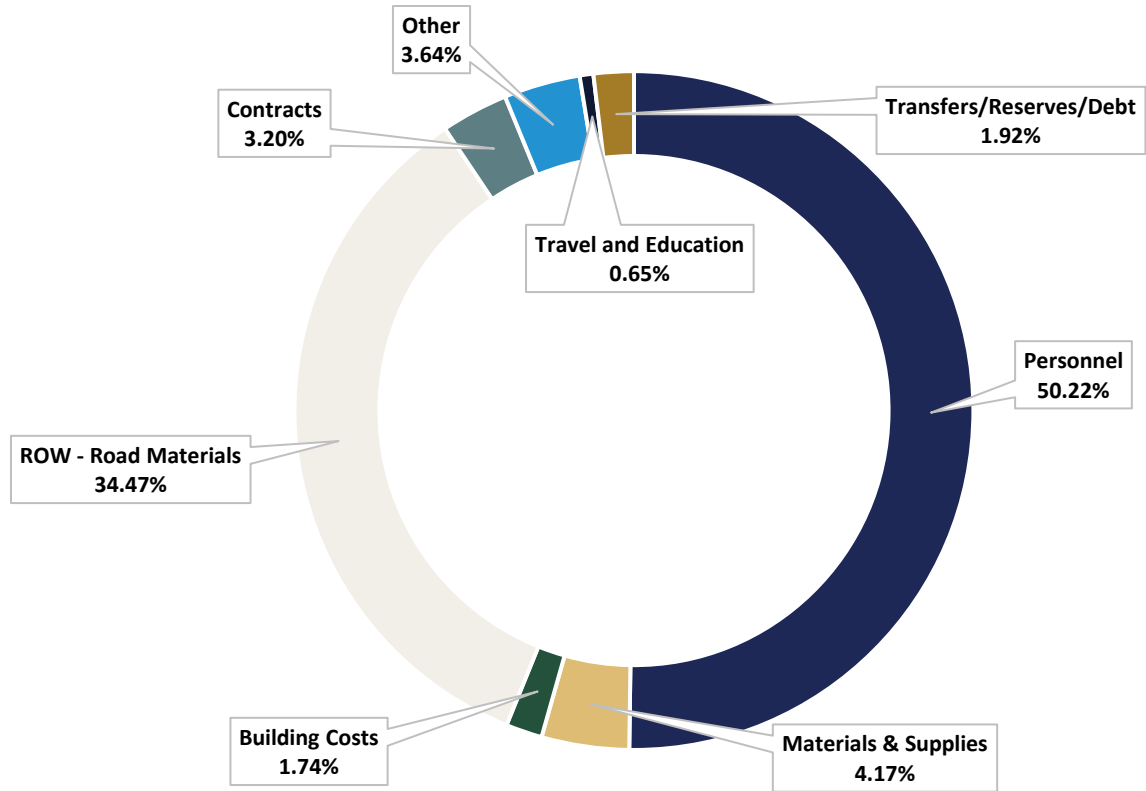


**FY 2024 ROAD AND BRIDGE FUND
BUDGETED REVENUES BY SOURCE**



ROAD AND BRIDGE FUND HISTORICAL REVENUE BY SOURCE					
Revenue Source	FY22 Actuals Revenue	FY23 Budgeted Revenue	FY23 Projected Revenue	FY24 Budgeted Revenue	FY23 Budget v. FY24 Budget
Taxes	588	-	-	-	-
Licenses	-	-	-	-	-
Fees of Office	19,044,010	18,320,000	19,211,960	19,021,000	(503,950)
Cash Fines	-	-	-	-	-
Intergovernmental Revenues	80,733	56,000	80,556	56,100	(4,400)
Investment Income	128,206	280,000	774,804	700,000	265,000
Other Revenue	714,871	212,000	1,314,564	303,000	40,000
Interfund Transfers	10,686,261	15,060,427	15,060,427	18,836,587	4,374,166
TOTAL REVENUES	30,654,669	33,928,427	36,442,311	38,916,687	4,170,816
Cash Carryforward	10,615,856	10,615,856	11,002,172	11,002,172	(866,142)
TOTAL REVENUES + CCF	41,270,525	44,544,283	47,444,483	49,918,859	3,304,674

**FY 2024 ROAD AND BRIDGE FUND
BUDGETED EXPENDITURES BY EXPENSE TYPE**



ROAD AND BRIDGE FUND HISTORICAL EXPENDITURES BY EXPENSE TYPE					
Expense Type	FY22 Actual Expenditures	FY23 Budgeted Expenditures	FY23 Actual Expenditures	FY24 Budgeted Amount	FY23 Budget v. FY24 Budget
Personnel	21,443,695	23,811,911	21,231,154	25,070,921	433,746.00
Materials & Supplies	1,716,679	1,767,550	1,739,562	2,081,088	251,501
Building Costs	460,435	696,912	520,061	866,175	149,925
ROW - Road Materials	7,800,007	14,365,015	8,499,436	17,207,055	3,048,238
Contracts	1,067,153	1,501,152	1,105,623	1,597,900	381,402
Other	1,140,259	1,434,550	128,936	1,815,700	(1,249,480)
Travel and Education	154,064	274,062	238,794	323,920	10,100
Transfers/Reserves/Debt	124,162	693,131	154,708	956,100	279,242
TOTAL EXPENDITURES	33,906,454	44,544,283	33,618,274	49,918,859	3,304,674

**FY 2024 APPROVED BUDGET
ROAD AND BRIDGE FUND
PLANNED RIGHT-OF-WAY ACQUISITIONS**

CITY PROJECTS	
Grants Lane	500,000
Tinsley Lane	1,098,900
Cagle Crow	300,000
Wichita Street	750,000
Markum Ranch	80,000
Bridges	300,000
Oak Grove Rd S	50,000
CITY PROJECTS TOTAL	3,078,900
STATE PROJECTS	
US 81	170,000
SH 199	240,000
US 377	65,900
SH 26	24,750
SH 360	749,605
STATE PROJECTS TOTAL	1,250,255
TOTAL BUDGETED PROJECTS	4,329,155