

COUNTY AUDITOR

TARRANT COUNTY FINANCIAL STATEMENTS
FOR THE MONTH OF OCTOBER 2018



TARRANT COUNTY, TEXAS



TARRANT COUNTY

**TARRANT COUNTY ADMINISTRATION BUILDING - ROOM 506
100 E. WEATHERFORD
FORT WORTH, TEXAS 76196-0103
817/884-1205
Fax 817/884-1104**

**S. RENEE TIDWELL, CPA
COUNTY AUDITOR
rtidwell@tarrantcounty.com**

**CRAIG MAXWELL
FIRST ASSISTANT COUNTY AUDITOR
cmaxwell@tarrantcounty.com**

February 5, 2019


The Honorable District Judges
The Honorable Commissioners Court
Tarrant County, Texas

RE: County Auditor's October 2018 Financial Reports

I herewith submit the financial report of Tarrant County, Texas as of and for the first month ending October 31, 2018. The audit is not complete for the year ended September 30, 2018 therefore, there may be changes to the beginning balances in future reports.

If you have any questions concerning this report or the financial well-being of the County, please call.

Sincerely,


S. Renee Tidwell, CPA
County Auditor

TARRANT COUNTY, TEXAS
COMBINED BALANCE SHEET
GOVERNMENTAL FUNDS
AS OF 10/31/2018

<u>COMBINED TOTAL</u>		<u>GENERAL</u>	<u>ROAD & BRIDGE</u>	<u>DEBT SERVICE</u>
ASSETS				
\$295,874,992.74	CASH AND INVESTMENTS	\$60,897,329.40	\$10,952,959.16	\$2,699,244.41
418,266,420.42	TAXES RECEIVABLE (NET)	382,616,737.38	7,122.04	35,642,561.00
17,273,950.24	OTHER RECEIVABLES (NET)	4,099,117.67	131,528.67	226,792.90
3,579,528.92	FEE OFFICE RECEIVABLE	3,579,528.92	0.00	0.00
10,462,195.61	DUE FROM OTHER FUNDS	10,462,195.61	0.00	0.00
348,854.67	ADVANCE TO ENTERPRISE FUND	0.00	0.00	0.00
<u>1,626,185.69</u>	PREPAID EXPENSES AND INVENTORY	<u>696,526.74</u>	<u>725,269.26</u>	<u>0.00</u>
<u>\$747,432,128.29</u>	TOTAL ASSETS	<u>\$462,351,435.72</u>	<u>\$11,816,879.13</u>	<u>\$38,568,598.31</u>
LIABILITIES				
\$6,769,326.36	ACCOUNTS PAYABLE	\$3,308,349.63	\$242,143.14	\$0.00
17,503,872.11	OTHER LIABILITIES	12,390,366.72	513,340.88	0.00
10,462,195.61	DUE TO OTHER FUNDS	0.00	0.00	0.00
<u>2,062,275.80</u>	UNEARNED REVENUE	<u>0.00</u>	<u>0.00</u>	<u>0.00</u>
36,797,669.88	TOTAL LIABILITIES	15,698,716.35	755,484.02	0.00
DEFERRED INFLOWS OF RESOURCES				
417,930,675.57	UNAVAILABLE REVENUE - PROPERTY TAXES	382,312,686.00	7,122.04	35,610,867.53
3,579,528.92	UNAVAILABLE REVENUE - FEE OFFICE	3,579,528.92	0.00	0.00
<u>7,761,068.91</u>	UNAVAILABLE REVENUE - OTHER	<u>313,722.08</u>	<u>0.00</u>	<u>0.00</u>
429,271,273.40	TOTAL DEFERRED INFLOWS OF RESOURCES	386,205,937.00	7,122.04	35,610,867.53
FUND BALANCE				
<u>281,363,185.01</u>	FUND BALANCE	<u>60,446,782.37</u>	<u>11,054,273.07</u>	<u>2,957,730.78</u>
<u>281,363,185.01</u>	TOTAL FUND BALANCE	<u>60,446,782.37</u>	<u>11,054,273.07</u>	<u>2,957,730.78</u>
<u>\$747,432,128.29</u>	TOTAL LIABILITIES, DEFERRED INFLOWS OF RESOURCES, AND FUND BALANCE	<u>\$462,351,435.72</u>	<u>\$11,816,879.13</u>	<u>\$38,568,598.31</u>

CAPITAL PROJECTS	GRANT FUNDS	OTHER GOVERNMENTAL FUNDS
\$149,133,370.28	\$10,769,340.21	\$61,422,749.28
0.00	0.00	0.00
0.00	3,772,434.95	9,044,076.05
0.00	0.00	0.00
0.00	0.00	0.00
348,854.67	0.00	0.00
0.00	103,467.30	100,922.39
<u>\$149,482,224.95</u>	<u>\$14,645,242.46</u>	<u>\$70,567,747.72</u>
\$1,930,724.49	\$606,302.08	\$681,807.02
3,384.88	1,573,544.81	3,023,234.82
0.00	10,427,519.77	34,675.84
0.00	2,037,875.80	24,400.00
<u>1,934,109.37</u>	<u>14,645,242.46</u>	<u>3,764,117.68</u>
0.00	0.00	0.00
0.00	0.00	0.00
0.00	0.00	7,447,346.83
<u>0.00</u>	<u>0.00</u>	<u>7,447,346.83</u>
<u>147,548,115.58</u>	<u>0.00</u>	<u>59,356,283.21</u>
<u>147,548,115.58</u>	<u>0.00</u>	<u>59,356,283.21</u>
<u>\$149,482,224.95</u>	<u>\$14,645,242.46</u>	<u>\$70,567,747.72</u>

TARRANT COUNTY, TEXAS
COMBINED STATEMENT OF REVENUES AND EXPENDITURES
AND CHANGES IN FUND BALANCE
GOVERNMENTAL FUNDS
FOR THE ONE (1) MONTH ENDED 10/31/2018

<u>COMBINED TOTAL</u>		<u>GENERAL</u>	<u>ROAD & BRIDGE</u>	<u>DEBT SERVICE</u>
	REVENUES:			
\$13,139,100.01	TAXES, LICENSES AND PERMITS	\$12,024,215.26	\$16.24	\$1,113,668.51
4,752,872.53	FEEES OF OFFICE	2,790,112.83	993,190.00	0.00
362,485.71	FINES	362,485.71	0.00	0.00
9,692,006.91	INTERGOVERNMENTAL	2,755,809.42	30,441.17	0.00
585,994.46	INVESTMENT INCOME	165,086.21	20,457.83	4,061.36
1,014,177.90	MISCELLANEOUS	535,912.38	45,262.00	0.00
<u>29,546,637.52</u>	TOTAL REVENUES	<u>18,633,621.81</u>	<u>1,089,367.24</u>	<u>1,117,729.87</u>
	EXPENDITURES:			
	CURRENT:			
11,231,607.06	GENERAL GOVERNMENT	10,534,851.83	361,547.16	0.00
11,868,065.51	PUBLIC SAFETY	11,383,559.89	0.00	0.00
14,640,326.95	JUDICIAL	13,774,422.75	0.00	0.00
7,849,861.40	COMMUNITY SERVICES	473,815.68	0.00	0.00
1,799,358.19	TRANSPORTATION	0.00	1,799,358.19	0.00
1,015,417.46	CAPITAL/CONSTRUCTION	25.00	0.00	0.00
1,250.00	DEBT SERVICE	0.00	0.00	1,250.00
<u>48,405,886.57</u>	TOTAL EXPENDITURES	<u>36,166,675.15</u>	<u>2,160,905.35</u>	<u>1,250.00</u>
(18,859,249.05)	EXCESS (DEFICIT) OF REVENUES OVER EXPENDITURES	(17,533,053.34)	(1,071,538.11)	1,116,479.87
	OTHER FINANCING SOURCES (USES):			
3,876,870.31	OPERATING TRANSFERS IN	55,937.68	692,099.13	0.00
(4,251,870.31)	OPERATING TRANSFERS OUT	(3,611,354.53)	0.00	0.00
(19,234,249.05)	EXCESS (DEFICIT) OF REVENUES AND OPERATING TRANSFERS OVER EXPENDITURES	(21,088,470.19)	(379,438.98)	1,116,479.87
	FUND BALANCES:			
300,597,434.06	BEGINNING OF PERIOD	81,535,252.56	11,433,712.05	1,841,250.91
<u>\$281,363,185.01</u>	END OF PERIOD	<u>\$60,446,782.37</u>	<u>\$11,054,273.07</u>	<u>\$2,957,730.78</u>

<u>CAPITAL PROJECTS</u>	<u>GRANT FUNDS</u>	<u>OTHER GOVERNMENTAL FUNDS</u>
\$0.00	\$0.00	\$1,200.00
0.00	65,636.20	903,933.50
0.00	0.00	0.00
0.00	6,856,454.35	49,301.97
271,941.17	17,637.40	106,810.49
<u>212,810.66</u>	<u>5,357.00</u>	<u>214,835.86</u>
484,751.83	6,945,084.95	1,276,081.82
0.00	21,465.39	313,742.68
0.00	292,275.29	192,230.33
0.00	689,264.73	176,639.47
0.00	5,893,453.22	1,482,592.50
0.00	0.00	0.00
913,640.30	48,626.32	53,125.84
<u>0.00</u>	<u>0.00</u>	<u>0.00</u>
<u>913,640.30</u>	<u>6,945,084.95</u>	<u>2,218,330.82</u>
(428,888.47)	0.00	(942,249.00)
2,537,276.62	35,578.10	555,978.78
<u>0.00</u>	<u>(35,578.10)</u>	<u>(604,937.68)</u>
2,108,388.15	0.00	(991,207.90)
<u>145,439,727.43</u>	<u>0.00</u>	<u>60,347,491.11</u>
<u>\$147,548,115.58</u>	<u>\$0.00</u>	<u>\$59,356,283.21</u>

TARRANT COUNTY, TEXAS
STATEMENT OF NET POSITION
PROPRIETARY FUNDS
AS OF 10/31/2018

<u>COMBINED TOTAL</u>		<u>ENTERPRISE</u>	<u>INTERNAL SERVICE</u>
ASSETS			
\$25,803,778.71	CASH AND INVESTMENTS	\$2,999,010.60	\$22,804,768.11
5,108,779.97	OTHER RECEIVABLES (NET)	48,715.11	5,060,064.86
198,682.79	PREPAID EXPENSES AND INVENTORY	4,682.79	194,000.00
<u>4,071,807.89</u>	FIXED ASSETS (NET)	<u>4,071,807.89</u>	<u>0.00</u>
<u>35,183,049.36</u>	TOTAL ASSETS	<u>7,124,216.39</u>	<u>28,058,832.97</u>
DEFERRED OUTFLOWS OF RESOURCES			
112,371.00	PENSION CONTRIBUTIONS AFTER MEASUREMENT DATE	112,371.00	0.00
<u>31,838.00</u>	CHANGES IN ASSUMPTIONS	<u>31,838.00</u>	<u>0.00</u>
<u>144,209.00</u>	TOTAL DEFERRED OUTFLOWS OF RESOURCES	<u>144,209.00</u>	<u>0.00</u>
LIABILITIES			
446,189.41	ACCOUNTS PAYABLE	18,202.98	427,986.43
14,605,246.88	OTHER LIABILITIES	29,577.72	14,575,669.16
348,854.67	ADVANCE FROM CAPITAL PROJECTS FUND	348,854.67	0.00
176,705.32	UNEARNED REVENUE	99,300.48	77,404.84
815,827.00	NET PENSION LIABILITY	815,827.00	0.00
<u>111,735.03</u>	COMPENSATED ABSENCES	<u>111,735.03</u>	<u>0.00</u>
<u>16,504,558.31</u>	TOTAL LIABILITIES	<u>1,423,497.88</u>	<u>15,081,060.43</u>
DEFERRED INFLOWS OF RESOURCES			
70,347.00	DIFFERENCE IN EXPECTED AND ACTUAL EXPERIENCE	70,347.00	0.00
50,447.00	DIFFERENCE IN PROJECTED AND ACTUAL EARNINGS	50,447.00	0.00
<u>24,667.00</u>	CHANGES IN ASSUMPTIONS	<u>24,667.00</u>	<u>0.00</u>
<u>145,461.00</u>	TOTAL DEFERRED INFLOWS OF RESOURCES	<u>145,461.00</u>	<u>0.00</u>
NET POSITION			
<u>18,677,239.05</u>	NET POSITION	<u>5,699,466.51</u>	<u>12,977,772.54</u>
<u>\$18,677,239.05</u>	TOTAL NET POSITION	<u>\$5,699,466.51</u>	<u>\$12,977,772.54</u>

TARRANT COUNTY, TEXAS
COMBINED STATEMENT OF REVENUES, EXPENSES
AND CHANGES IN FUND NET POSITION
PROPRIETARY FUNDS
FOR THE ONE (1) MONTH ENDED 10/31/2018

COMBINED TOTAL		ENTERPRISE	INTERNAL SERVICE
	OPERATING REVENUES:		
\$257,689.70	BUILDING RENTALS	\$257,689.70	\$0.00
1,856,947.91	USER FEES	0.00	1,856,947.91
5,124,272.03	COUNTY CONTRIBUTIONS	0.00	5,124,272.03
4,911.08	OTHER REVENUES	71.50	4,839.58
7,243,820.72	TOTAL OPERATING REVENUES	257,761.20	6,986,059.52
	OPERATING EXPENSES:		
105,627.36	PERSONNEL	105,627.36	0.00
85,540.80	BUILDING AND EQUIPMENT	82,204.19	3,336.61
23,976.98	DEPRECIATION AND AMORTIZATION	23,976.98	0.00
6,813,120.96	SELF INSURANCE CLAIMS	0.00	6,813,120.96
610,852.98	INSURANCE PREMIUMS	0.00	610,852.98
300,914.86	ADMINISTRATION	0.00	300,914.86
54,621.23	OTHER EXPENSES	1,973.30	52,647.93
7,994,655.17	TOTAL OPERATING EXPENSES	213,781.83	7,780,873.34
(750,834.45)	OPERATING INCOME (LOSS)	43,979.37	(794,813.82)
	NON-OPERATING REVENUE (EXPENSE):		
46,415.05	INTEREST INCOME	5,455.32	40,959.73
(704,419.40)	NET INCOME (LOSS) BEFORE TRANSFERS	49,434.69	(753,854.09)
	OPERATING TRANSFERS:		
375,000.00	OPERATING TRANSFERS IN	0.00	375,000.00
0.00	OPERATING TRANSFERS OUT	0.00	0.00
(329,419.40)	NET INCOME (LOSS)	49,434.69	(378,854.09)
	NET POSITION:		
19,006,658.45	BEGINNING OF PERIOD	5,650,031.82	13,356,626.63
\$18,677,239.05	END OF PERIOD	\$5,699,466.51	\$12,977,772.54

TARRANT COUNTY, TEXAS
COMBINED BALANCE SHEET
AGENCY FUNDS
AS OF 10/31/2018

<u>COMBINED TOTAL</u>		<u>PAYROLL CLEARING</u>	<u>FEE OFFICE</u>	<u>COMMUNITY SUPERVISION & CORRECTIONS</u>
ASSETS				
\$69,162,365.51	CASH AND INVESTMENTS	\$5,703,728.37	\$56,194,625.97	\$7,264,011.17
39,562.65	OTHER RECEIVABLES	39,562.65	0.00	0.00
88,713.69	FEE OFFICE RECEIVABLE	0.00	3,498.66	85,215.03
<u>63,326,453.87</u>	RESTRICTED ASSETS	<u>0.00</u>	<u>63,326,453.87</u>	<u>0.00</u>
<u><u>\$132,617,095.72</u></u>	TOTAL ASSETS	<u><u>\$5,743,291.02</u></u>	<u><u>\$119,524,578.50</u></u>	<u><u>\$7,349,226.20</u></u>
LIABILITIES AND FUND BALANCE				
\$131,856.37	ACCOUNTS PAYABLE	\$0.00	\$0.00	\$131,856.37
<u>132,485,239.35</u>	OTHER LIABILITIES	<u>5,743,291.02</u>	<u>119,524,578.50</u>	<u>7,217,369.83</u>
<u><u>\$132,617,095.72</u></u>	TOTAL LIABILITIES AND FUND BALANCE	<u><u>\$5,743,291.02</u></u>	<u><u>\$119,524,578.50</u></u>	<u><u>\$7,349,226.20</u></u>

TARRANT COUNTY, TEXAS
NOTES TO COMBINED FINANCIAL STATEMENTS
FOR THE ONE (1) MONTH ENDED 10/31/2018

I. SUMMARY OF SIGNIFICANT ACCOUNTING POLICIES:

Reporting Entity

The accompanying financial statements reflect the funds and accounts of the financial reporting entity Tarrant County, Texas (the "County"), as of October 2018 and for the one month then ended. Other components of the County not included in the accompanying financial statements include, Tarrant County Hospital District, Tarrant County Mental Health and Mental Retardation Services, Tarrant County Industrial Development Corporation, Tarrant County Health Facilities Development Corporation, Tarrant County Cultural Education Facilities Finance Corporation, and Tarrant County Housing Financing Corporation. These components are technically a part of the "reporting entity" because of the budgetary oversight responsibility by the Commissioners' Court of Tarrant County. These components however are unrelated to the financial condition and results of operations of the County, and have been excluded from the accompanying financial statements. Separate financial statements of these entities are available upon request.

Revenue Recognition

Revenue is generally recognized on the modified accrual basis. Under this method of accounting, revenues are recognized when susceptible to accrual, i.e., both measurable and available. The primary revenue sources susceptible to accrual are property taxes, fines and fees due to fee offices which are recognized as unavailable revenue until cash is received. Other sources are generally not measurable until received in cash.

Expenditure Recognition

Expenditures are recorded when incurred. Expenditures for principal and interest on long-term debt are recorded when due. The accrual basis of accounting is utilized in the proprietary funds. Encumbrances are not included as expenditures.

Budget Basis Reporting

The budget is prepared utilizing a modified cash basis of accounting, with adjustments for encumbrances, as allowed by state statutes. Budget basis information is presented in the accompanying "Budgetary Information" section at a summary level. Budget information at the legal level of control is available upon request.

Investment Income Allocation

To maximize investment earnings on "idle" cash and cash equivalents, a "pooled cash" concept is utilized. Under this concept nearly all deposits are maintained in the same bank account and are invested on a daily basis. Generally, interest earnings are allocated to each fund based on the funds relative percentage of the total pool.

Pension Liability

The net pension liability was actuarially valued as of December 31, 2017. The net pension liability recorded in the Resource Connection is \$815,827. The amount for the governmental funds is \$272,951,756, which is reported in the comprehensive annual financial report.

Compensated Absences

Accumulated unpaid vacation leave and vested sick pay have been recorded in the Enterprise Fund for the Resource Connection. An additional amount has been accrued for salary related payments associated with the payment of compensated absences. The amount of compensated absences for the remaining governmental funds is \$50,887,619 which is reported in the comprehensive annual financial report.

TARRANT COUNTY, TEXAS
NOTES TO COMBINED FINANCIAL STATEMENTS
FOR THE ONE (1) MONTH ENDED 10/31/2018

I. SUMMARY OF SIGNIFICANT ACCOUNTING POLICIES (CONT'D):

Deferred Outflows/Inflows of Resources

Deferred outflows of resources apply to future periods and so will not be recognized as an expense/ expenditure until then. Deferred inflows of resources apply to future periods and will be recognized as a revenue at that time.

Incurred but Not Reported

Included in the "Other Liabilities" of the Internal Service fund's Employee Benefits is \$4,400,000 of incurred but not reported medical and drug claims.

II. BASIS OF PRESENTATION:

The accounts of the County are organized and operated on the basis of funds, each of which is considered a separate accounting entity. Government resources are allocated to and accounted for in individual funds based on the purpose for which they are to be spent and the means by which spending activities are controlled.

Funds are classified into three categories: Governmental, Proprietary and Fiduciary. Each category is divided into separate fund types. The following fund types are used by the County.

Governmental Funds: Used to account for all or most of a government's general activity.

General Fund – used to account for the general operations of the County.

Road and Bridge Fund – used to account for the collection and expenditure of those monies designated to be spent for acquisition, construction and maintenance of county roads and bridges.

Debt Service Fund – used to account for accumulation of resources and for the payment of general long-term debt principal, interest, and related costs.

Capital Projects Funds – used to account for financial resources to be used for the acquisition and/or construction of facilities, equipment, software and infrastructure.

Grant Funds – used to account for the activities conducted under the many grant agreements between the County and various state and federal organizations.

Other Governmental Funds – used to account for specific revenue sources which are legally restricted to expenditures for specified purposes.

Proprietary Funds: Used to account for operations that are financed in a manner similar to those in the private sector, where the determination of net income is appropriate for sound financial administration.

Enterprise Fund – used to account for operations that are financed and operated in a manner similar to private enterprise where the County's intent is to provide goods or services to the public on a continuing basis financed primarily through user charges. The County operates two enterprise funds, the Resource Connection and Oil and Gas Royalty.

Internal Service Funds – used to account for the various self-insurance activities for the County.

**TARRANT COUNTY, TEXAS
NOTES TO COMBINED FINANCIAL STATEMENTS
FOR THE ONE (1) MONTH ENDED 10/31/2018**

II. BASIS OF PRESENTATION (CONT'D):

Fiduciary Funds: Used to account for assets held by the County in a trustee or agency capacity for others and therefore cannot be used to support the government's own programs.

Payroll Clearing – used to account for deductions and matching contributions from employees paychecks to be remitted to third parties.

Fee Office funds – used to account for monies still in the custody of the fee officers. It includes tax collections on behalf of other taxing jurisdictions and restricted assets of court ordered trust funds administered by the County Clerk and District Clerk.

Community Supervision and Corrections – used to account for the State agency funds in the County depository.

III. NEGATIVE CASH BALANCES:

The following funds have negative cash balances at the balance sheet date. This occurs when expenditures exceed revenue collection. The General Fund has advanced money to these Funds thereby, allowing for continued operation of the related programs. These advances by the General Fund have been reflected in the accompanying combined balance sheet as Due from other funds. The advances also represent a loss of investment earnings to the General Fund and are not a reimbursable item by the grantor under reimbursing grant agreements.

Most negative cash balances arise in the County's reimbursing grant programs. These programs require the payment of expenditures prior to the reimbursement by the grantor. These cash deficits have existed for years and do not create any major concerns. However, this information is helpful to the reader of the financial statements to provide a fuller understanding of the details of County operations.

<u>FUND</u>	<u>DEFICIT</u>
F0025 DHHS-RYAN WHITE TITLE IV PART D - WOMEN, INFANTS, CHILDREN	\$ 7,184.93
F0027 RYAN WHITE PART C - OUTPATIENT EIS PROGRAM	7,404.31
F0028 RYAN WHITE HIV/AIDS TREATMENT MODERNIZATION ACT PART A	140,709.13
F0031 HIV/STAT SERVICES	266,075.53
F0032 RYAN WHITE PART B	162,133.02
F0033 SURVEILLANCE	19,035.95
F0034 INFECTIOUS DISEASE SURVEILLANCE AND EPIDEMIOLOGY	32,462.53
F0035 HIV PREVENTION	90,718.35
F0037 HIV/HOPWA	6,471.40
F0038 STD/HIV OPER	313,870.48
F0040 TDFPS-COMMUNITY YOUTH DEVELOPMENT	91,332.39
F0042 BIOTERRORISM PREPAREDNESS - LAB	39,174.48
F0043 BIOTERRORISM FORMULA	243,076.24
F0044 DSHS-C.R.I - CITIES READINESS INITIATIVE	32,911.83
F0045 TB/PC-TB CONTROL & PREVENTION (CLINIC)	84,921.78
F0046 TUBERCULOSIS - PREVENTION AND CONTROL	170,682.22
F0051 IMMUNIZATIONS	122,071.51
F0058 DFCHS - HEALTHY TEXAS BABIES	19,443.31
F0060 WIC CARD PARTICIPATION	1,985,440.30
F0062 ESSENTIAL HEALTH SERVICES OFFICE OF PUBLIC HEALTH PRACTICE	61,393.30
F0076 ELC-ZIKA RESPONSE ACTIVITIES-PHPR	33,950.25

**TARRANT COUNTY, TEXAS
NOTES TO COMBINED FINANCIAL STATEMENTS
FOR THE ONE (1) MONTH ENDED 10/31/2018**

III. NEGATIVE CASH BALANCES (CONT'D):

<u>FUND</u>	<u>DEFICIT</u>
F0085 PRITZKER FAMILY FOUNDATION-PRITZKER COMMUNITY FELLOW	\$ 9,665.60
F0087 USCRI - REFUGEE MEDICAL SCREENING	160,083.33
F0088 LET'S TALK HEALTH GRANT PROGRAM	567.40
F0093 NURSE FAMILY PARTNERSHIP GRANT	101,451.43
F0095 CDC-UNTHSC-TUBERCULOSIS EPIDEMIOLOGIC RESEARCH	12,178.19
G0012 VETERANS COURT PROGRAM	11,803.16
G0018 CJD-REACHING INDEPENDENCE THROUGH SELF EMPOWERMENT (RISE)	8,179.81
G0061 LIFESKILLS TRAINING	19,992.40
G0062 FIRST OFFENDER PROGRAM	46,938.86
G0065 VICTIMS ASSISTANCE GRANT-VOCA	6,845.77
G0081 VAWA - PROTECTIVE ORDER UNIT	12,524.85
G0082 CJD-BILINGUAL VICTIM ASSISTANCE COORDINATOR	5,306.56
G0084 D.I.R.E.C.T. PROGRAM	8,240.09
G0085 MENTAL HEALTH DIVERSION COURT PROGRAM	6,730.46
G0087 CJD-INTIMATE PARTNER-FAMILY VIOLENCE VICTIM ADVOCATES	15,780.49
H0001 COMMUNITY DEVELOPMENT SALARY ALLOCATION FUND	714.80
H0041 HOME ADMINISTRATIVE FUNDS	25,639.74
H0042 COMMUNITY DEVELOPMENT BLOCK GRANT ADMIN	1,496,788.15
H0061 HOUSING OPPORTUNITIES FOR PERSONS WITH AIDS (HOPWA)	13,628.74
H0071 EMERGENCY SHELTER PROGRAM	19,521.00
H0500 SUPPORTIVE HOUSING PROGRAM	560,715.37
L0013 OJP-DOJ-NIJ FORENSIC BACKLOG REDUCTION GRANT	18,167.79
M0008 CITY OF FORT WORTH-JAG (MENTAL HEALTH LIAISON)	20,222.81
M0014 ACCESS AND VISITATION GRANT	10,833.34
M0022 AUTO THEFT TASK FORCE	487,646.23
M0040 HOMELAND SECURITY GRANT PROGRAM	116,310.82
M0044 TXDOT COURTESY PATROL PROGRAM	647,869.32
M0046 INTERNET CRIMES AGAINST CHILDREN	4,989.40
M0048 BILINGUAL VICTIMS ASSISTANCE COORDINATOR	4,687.05
M0066 TXDOT-TRAFFIC SAFETY FOR EXPANSION OF THE DWI NO REFUSAL	16,170.00
M0075 ENHANCED MOBILITY OF SENIORS AND INDIVIDUALS WITH DISABILITIES	9,871.82
M0087 GENERATOR FOR SHERIFF SUB STATION PROJECT	1,275.00
M0088 TXAS COUNCIL FAMILY VIOLENCE-COURT TECHNOLOGY IMPROVEMENT	7,457.16
M0440 HOMELAND SECURITY GRANT PROGRAM EOC	1,457.78
P0011 STATE FINANCIAL ASSISTANCE FUND (BPS)	99,132.35
P0014 TJPC-STATE AID - JUVENILE SUPPLEMENTAL PAY	70,518.93
P0026 REGIONAL DIVERSION ALTERNATIVES PROGRAM (REIMBURSEMENT)	39,128.00
P0027 TJPC-JJAEP	148,656.80
R0013 HUD-SECTION 8 FUND BALANCE	2,033,152.98
R0017 HUD-VASH - VETERANS AFFAIRS SUPPORTIVE HOUSING VOUCHERS	97,126.75
R0025 FAMILY SELF SUFFICIENCY	67,960.01
R0032 SHELTER PLUS CARE	26,400.99
W0042 EMERGENCY FOOD AND SHELTER PROGRAM PHASE 35	24,725.00
SUB-TOTAL GRANTS	<u>10,427,519.77</u>
G1100 8TH ADMINISTRATIVE JUDICIAL REGION	15,984.93
T3000 DA-JPS CONTRACT	7,187.72
T3100 TC EMERGENCY SERVICE DISTRICT #1	11,503.19
	<u>\$ 10,462,195.61</u>

**TARRANT COUNTY, TEXAS
NOTES TO COMBINED FINANCIAL STATEMENTS
FOR THE ONE (1) MONTH ENDED 10/31/2018**

IV. INVESTMENTS:

All investment securities are purchased on the basis of "Delivery vs. Payment" and are held at JPMorgan Chase Bank – New York by the Safekeeping Department in a segregated account in the name of Tarrant County. "Delivery vs. Payment" means that the County's money is not released until the securities are delivered to the Safekeeping Department.

All securities held and transactions executed during the period conform to the requirements of the Government Code Section 2256, The Public Funds Investment Act, and the Tarrant County Investment Policy, as adopted by the Commissioners Court on November 21, 2017.

<u>DESCRIPTION/ COUPON RATE</u>	<u>PAR</u>	<u>PURCHASE DATE</u>	<u>MATURITY DATE</u>	<u>YIELD TO MATURITY</u>	<u>CARRYING VALUE</u>
FNMA 1.625% non callable	\$ 5,000,000	03/20/18	11/27/18	2.012%	\$ 5,031,884
FNMA 1.625% non callable	5,000,000	06/08/18	11/27/18	2.069%	5,031,859
FNMA 1.125% non callable	5,000,000	06/08/18	12/14/18	2.083%	5,014,516
FHLB 1.375% non callable	5,000,000	09/28/18	05/28/18	2.475%	<u>4,996,803</u>
Total Securities					20,075,062
				Average Rate	
JPMorgan Chase Savings				2.20%	176,856,556
JPMorgan Chase Savings II				2.20%	31,263,673
JPMorgan Chase Checking				2.23%	86,416,662
Lone Star Investment Pool				2.14%	6,747,120
Texas CLASS Investment Pool				2.14%	1,534,197
TexStar Investment Pool				2.16%	4,880,872
TexPool Investment Pool				2.14%	<u>6,310,232</u>
TOTAL INVESTMENTS					<u><u>\$ 334,084,374</u></u>

The County's US Agency Obligations of \$20,075,062 are valued using quoted prices for similar assets in markets that are not active. The carrying value of the securities listed above has been decreased by \$5,884 to reflect the current market value at October 31, 2018. The recorded position of the pools for TexPool and Lone Star are measured at amortized cost as the pool meets the requirements of GASB Statement No. 79. The recorded position of the pools for TexStar and Texas CLASS are measured at net asset value and is designed to approximate the share value.

TARRANT COUNTY, TEXAS
NOTES TO COMBINED FINANCIAL STATEMENTS
FOR THE ONE (1) MONTH ENDED 10/31/2018

V. CAPITAL ASSETS:

A summary of the Governmental Funds' capital assets follows:

	<u>Balance</u> <u>October 1, 2018</u>	<u>Additions</u>	<u>Disposals/ Adjustments</u>	<u>Balance</u> <u>October 31, 2018</u>
Land and land improvements	\$ 66,310,900.88	\$ -	\$ -	\$ 66,310,900.88
Construction in progress	2,001,730.14	3,854.54	-	2,005,584.68
Software in development	19,182,613.41	691,703.38	-	19,874,316.79
Buildings and improvements	507,036,996.92	3,100.00	-	507,040,096.92
Furnishings and equipment	91,048,904.93	96,585.00	-	91,145,489.93
Software	49,436,953.69	-	-	49,436,953.69
Infrastructure	123,630,325.07	-	-	123,630,325.07
	<u>\$ 858,648,425.04</u>	<u>\$ 795,242.92</u>	<u>\$ -</u>	<u>\$ 859,443,667.96</u>

VI. SCHEDULE OF OUTSTANDING BONDED DEBT:

	<u>AMOUNT</u>	<u>INTEREST RATES</u>
2010 - Limited Tax Refunding & Improvement Bonds	\$ 11,655,000	5.00%
2013 - Limited Tax Refunding & Improvement Bonds	52,630,000	5.00%
2015 - Limited Tax Refunding & Improvement Bonds	64,475,000	3.00% to 5.00%
2015A - Limited Tax Refunding & Improvement Bonds	63,205,000	1.97%
2016 - Limited Tax Refunding Bonds	66,310,000	1.48%
2017 - Limited Tax Refunding Bonds	36,225,000	2.13%
Total Outstanding Bonded Debt	<u>\$ 294,500,000</u>	

Arbitrage provisions of the Internal Revenue Tax Act of 1986 require the County to rebate excess arbitrage earnings from bond proceeds to the federal government. This amount was estimated to be \$0 as of September 30, 2018.

VII. FEE OFFICE FINANCIAL STATUS:


These financial statements reflect financial balances as of the date indicated below for the fee offices of the County:

<u>OFFICE</u>	<u>AS OF</u>	<u>OFFICE</u>	<u>AS OF</u>
Tax Assessor/Collector	September 30, 2018	Child Support	September 30, 2018
County Clerk	September 30, 2018	Child Support – Trust	September 30, 2018
Sheriff	September 30, 2018	Justice of Peace 1	September 30, 2018
Constable 1	September 30, 2018	Justice of Peace 2	September 30, 2018
Constable 2	September 30, 2018	Justice of Peace 3	September 30, 2018
Constable 3	September 30, 2018	Justice of Peace 4	September 30, 2018
Constable 4	September 30, 2018	Justice of Peace 5	September 30, 2018
Constable 5	September 30, 2018	Justice of Peace 6	September 30, 2018
Constable 6	September 30, 2018	Justice of Peace 7	September 30, 2018
Constable 7	September 30, 2018	Justice of Peace 8	September 30, 2018
Constable 8	September 30, 2018	Community Supervision	
District Attorney	September 30, 2018	& Corrections	September 30, 2018
District Clerk	September 30, 2018	Domestic Relations	September 30, 2018
Public Probate Administrator	October 31, 2018		

TARRANT COUNTY, TEXAS
NOTES TO COMBINED FINANCIAL STATEMENTS
FOR THE ONE (1) MONTH ENDED 10/31/2018

VIII. CONTINGENCIES:

The County is self-insured for workers' compensation, automobile bodily injury and property damage, comprehensive general liability and all self-insured retentions for existing policies. At October 31, 2018, \$9,446,810 has been accrued, based on an actuarial assessment, to provide for potential losses resulting from pending or threatened litigation, asserted claims and claims incurred but not reported.



**TARRANT COUNTY, TEXAS
CAPITAL PROJECT FUNDS
FUND DESCRIPTIONS**

FUND 45100 - NON-DEBT CAPITAL FUND

This fund was established to account for capital acquisitions funded from County auction proceeds, operating transfers from general fund, gas signing bonuses and gas royalties.

FUND 47500 – 1998 BOND ELECTION FUND

This fund was established to account for the expenditure of the proceeds of General Obligation Bonds issued to fund capital acquisitions originally approved by the voters, primarily for the construction of the law center.

FUND 47600 – 2006 BOND ELECTION FUND

This fund was established to account for the expenditure of the proceeds of General Obligation Bonds issued to fund capital acquisitions originally approved by the voters.

FUND 47700 – 2006 BOND ELECTION-TRANSPORTATION FUND

This fund was established to account for the expenditure of the proceeds of General Obligation Bonds issued to fund transportation projects originally approved by the voters.

**TARRANT COUNTY, TEXAS
COMBINING BALANCE SHEET
CAPITAL PROJECTS FUNDS
AS OF 10/31/2018**

<u>COMBINED TOTAL</u>		<u>NON-DEBT CAPITAL</u>	<u>1998 BOND ELECTION</u>	<u>2006 BOND ELECTION</u>
ASSETS				
\$149,133,370.28	CASH AND INVESTMENTS	\$61,905,695.95	\$1,168.14	\$40,204,502.32
0.00	OTHER RECEIVABLES	0.00	0.00	0.00
<u>348,854.67</u>	ADVANCE TO ENTERPRISE FUND	<u>348,854.67</u>	<u>0.00</u>	<u>0.00</u>
<u>\$149,482,224.95</u>	TOTAL ASSETS	<u>\$62,254,550.62</u>	<u>\$1,168.14</u>	<u>\$40,204,502.32</u>
LIABILITIES AND FUND BALANCE				
LIABILITIES:				
\$1,930,724.49	ACCOUNTS PAYABLE	\$1,338,585.18	\$0.00	\$592,139.31
<u>3,384.88</u>	OTHER LIABILITIES	<u>3,384.88</u>	<u>0.00</u>	<u>0.00</u>
1,934,109.37	TOTAL LIABILITIES	1,341,970.06	0.00	592,139.31
FUND BALANCE :				
<u>147,548,115.58</u>	FUND BALANCE	<u>60,912,580.56</u>	<u>1,168.14</u>	<u>39,612,363.01</u>
<u>\$149,482,224.95</u>	TOTAL LIABILITIES AND FUND BALANCE	<u>\$62,254,550.62</u>	<u>\$1,168.14</u>	<u>\$40,204,502.32</u>

2006
BOND ELECTION
TRANSPORTATION

\$47,022,003.87
0.00
0.00

\$47,022,003.87

\$0.00
0.00
0.00

47,022,003.87

\$47,022,003.87

TARRANT COUNTY, TEXAS
COMBINING STATEMENT OF REVENUES AND EXPENDITURES
AND CHANGES IN FUND BALANCE
CAPITAL PROJECTS FUNDS
FOR THE ONE (1) MONTH ENDED 10/31/2018

<u>COMBINED TOTAL</u>		<u>NON-DEBT CAPITAL</u>	<u>1998 BOND ELECTION</u>	<u>2006 BOND ELECTION</u>
REVENUES:				
\$271,941.17	INVESTMENT INCOME	\$111,900.97	\$0.00	\$73,161.53
<u>212,810.66</u>	MISCELLANEOUS	<u>212,810.66</u>	<u>0.00</u>	<u>0.00</u>
484,751.83	TOTAL REVENUES	324,711.63	0.00	73,161.53
EXPENDITURES:				
<u>913,640.30</u>	CAPITAL/CONSTRUCTION	<u>913,640.30</u>	<u>0.00</u>	<u>0.00</u>
<u>913,640.30</u>	TOTAL EXPENDITURES	<u>913,640.30</u>	<u>0.00</u>	<u>0.00</u>
(428,888.47)	EXCESS (DEFICIT) OF REVENUES OVER EXPENDITURES	(588,928.67)	0.00	73,161.53
OTHER FINANCING SOURCES (USES):				
<u>2,537,276.62</u>	OPERATING TRANSFERS IN	<u>2,537,276.62</u>	<u>0.00</u>	<u>0.00</u>
2,108,388.15	EXCESS (DEFICIT) OF REVENUES AND OPERATING TRANSFERS OVER EXPENDITURES	1,948,347.95	0.00	73,161.53
FUND BALANCE (DEFICIT):				
<u>145,439,727.43</u>	BEGINNING OF PERIOD	<u>58,964,232.61</u>	<u>1,168.14</u>	<u>39,539,201.48</u>
<u>\$147,548,115.58</u>	END OF PERIOD	<u>\$60,912,580.56</u>	<u>\$1,168.14</u>	<u>\$39,612,363.01</u>

2006
BOND ELECTION
TRANSPORTATION

\$86,878.67
0.00

86,878.67

0.00

0.00

86,878.67

0.00

86,878.67

46,935,125.20

\$47,022,003.87



**TARRANT COUNTY, TEXAS
OTHER GOVERNMENTAL FUNDS
FUND DESCRIPTION**

FUND 24100 - LAW LIBRARY FUND

This fund was established, pursuant to State statutes, to account for the collection and expenditure of monies collected in civil cases supporting the Tarrant County Law Library.

FUND 25100 - VEHICLE INVENTORY TAX FUND

This fund was established, pursuant to State statutes, to account for any interest earnings generated from the vehicle inventory tax, which the collector shall retain to defray the cost of collecting this tax. The Tax Assessor has discretion over the use of this fund.

RECORDS PRESERVATION FUNDS

These funds were established, pursuant to State statutes, to account for the collection and expenditure of monies collected for the preservation and automation of County records. These funds are further described on page 27.

FUND 24200 - EDUCATION FUND

This fund was established, pursuant to State statutes, to account for the collection and expenditure of monies collected to provide for the continuing education of those officials and employees associated with the probate courts and certain law enforcement offices.

FUND T0400 - PUBLIC HEALTH FUND

The Tarrant County Hospital District provides funding for the operation of the Tarrant County Health Department in an effort to aggregate the cost of health service to Tarrant County residents. This funding arrangement began in 1999. These costs were previously paid from the County's General fund. This fund also includes the Medicaid 1115 Waiver, this waiver is to enhance access to health care, increase the quality of care, improve the cost-effectiveness of care provided and better serve the health of the patients and their families.

FUND 22300 - CONSUMER HEALTH FUND

This fund was established, pursuant to State statutes, to account for the collection of food permit fees and expenditures incurred in connection with issuing permits and conducting inspections.

COURT DESIGNATED FUNDS

These funds were established to account for the collection and expenditures of court ordered fees, pursuant to State statutes. These funds are further described on page 33.

FUNDS (D6200-D8700) - DISTRICT ATTORNEY CONTRACTS

These funds are used to account for monies collected by the District Attorney which are used in the investigation of criminal activities. These monies consist primarily of fees for bad checks and forfeited monies resulting from narcotics related convictions.

FUNDS (S4300-S9700) – SHERIFF CONTRACTS

These funds are used to account for monies collected by activities in the Sheriff Department. These activities include fees from operation of the jail commissary which are used for the benefit of the jail inmates. Some of these funds are the custody of the Sheriff. Monies are also collected from forfeitures resulting from narcotics related activities.

FUNDS (G1100,T0500-T9900) – MISCELLANEOUS CONTRACTS

These funds are used to account for monies received by Tarrant County as contributions for specified purposes.

TARRANT COUNTY, TEXAS
COMBINING BALANCE SHEET
OTHER GOVERNMENTAL FUNDS
AS OF 10/31/2018

<u>COMBINED TOTAL</u>		<u>LAW LIBRARY</u>	<u>VEHICLE INVENTORY TAX</u>	<u>RECORDS PRESERVATION FUNDS</u>	<u>EDUCATION</u>
ASSETS					
\$61,422,749.28	CASH AND INVESTMENTS	\$943,555.09	\$1,145,874.59	\$18,417,996.15	\$183,002.09
9,044,076.05	OTHER RECEIVABLES	8,791.00	0.00	46,193.69	295.00
100,922.39	PREPAID EXPENSES AND INVENTORY	167.12	0.00	5,605.33	0.00
<u>\$70,567,747.72</u>	TOTAL ASSETS	<u>\$952,513.21</u>	<u>\$1,145,874.59</u>	<u>\$18,469,795.17</u>	<u>\$183,297.09</u>
LIABILITIES					
\$681,807.02	ACCOUNTS PAYABLE	\$269.90	\$0.00	\$10,377.57	\$250.00
3,023,234.82	OTHER LIABILITIES	10,276.58	1,553.06	73,282.11	0.00
34,675.84	DUE TO OTHER FUNDS	0.00	0.00	0.00	0.00
24,400.00	UNEARNED REVENUE	0.00	0.00	0.00	0.00
3,764,117.68	TOTAL LIABILITIES	10,546.48	1,553.06	83,659.68	250.00
DEFERRED INFLOWS OF RESOURCES					
7,447,346.83	UNAVAILABLE REVENUE - OTHER	0.00	0.00	0.00	0.00
7,447,346.83	TOTAL DEFERRED INFLOWS OF RESOURCES	0.00	0.00	0.00	0.00
FUND BALANCE					
59,356,283.21	FUND BALANCE	941,966.73	1,144,321.53	18,386,135.49	183,047.09
59,356,283.21	TOTAL FUND BALANCE	941,966.73	1,144,321.53	18,386,135.49	183,047.09
<u>\$70,567,747.72</u>	TOTAL LIABILITIES, DEFERRED INFLOWS OF RESOURCES, AND FUND BALANCE	<u>\$952,513.21</u>	<u>\$1,145,874.59</u>	<u>\$18,469,795.17</u>	<u>\$183,297.09</u>

<u>PUBLIC HEALTH</u>	<u>CONSUMER HEALTH</u>	<u>COURT DESIGNATED FUNDS</u>	<u>DISTRICT ATTORNEY CONTRACTS</u>	<u>SHERIFF CONTRACTS</u>	<u>MISCELLANEOUS CONTRACTS</u>
\$21,556,551.30	\$549,184.51	\$2,306,867.98	\$3,716,571.95	\$4,883,353.22	\$7,719,792.40
4,847,346.83	0.00	141,014.32	0.00	0.00	4,000,435.21
15,214.77	0.00	0.00	0.00	79,935.17	0.00
<u>\$26,419,112.90</u>	<u>\$549,184.51</u>	<u>\$2,447,882.30</u>	<u>\$3,716,571.95</u>	<u>\$4,963,288.39</u>	<u>\$11,720,227.61</u>
\$127,068.20	\$74.68	\$0.00	\$9,605.84	\$37,363.74	\$496,797.09
324,770.74	26,572.35	6,407.34	2,409,052.17	121,324.08	49,996.39
0.00	0.00	0.00	0.00	0.00	34,675.84
0.00	0.00	0.00	0.00	0.00	24,400.00
451,838.94	26,647.03	6,407.34	2,418,658.01	158,687.82	605,869.32
4,847,346.83	0.00	0.00	0.00	0.00	2,600,000.00
4,847,346.83	0.00	0.00	0.00	0.00	2,600,000.00
<u>21,119,927.13</u>	<u>522,537.48</u>	<u>2,441,474.96</u>	<u>1,297,913.94</u>	<u>4,804,600.57</u>	<u>8,514,358.29</u>
<u>21,119,927.13</u>	<u>522,537.48</u>	<u>2,441,474.96</u>	<u>1,297,913.94</u>	<u>4,804,600.57</u>	<u>8,514,358.29</u>
<u>\$26,419,112.90</u>	<u>\$549,184.51</u>	<u>\$2,447,882.30</u>	<u>\$3,716,571.95</u>	<u>\$4,963,288.39</u>	<u>\$11,720,227.61</u>

TARRANT COUNTY, TEXAS
COMBINING STATEMENT OF REVENUES AND EXPENDITURES
AND CHANGES IN FUND BALANCE
OTHER GOVERNMENTAL FUNDS
FOR THE ONE (1) MONTH ENDED 10/31/2018

<u>COMBINED TOTAL</u>		<u>LAW LIBRARY</u>	<u>VEHICLE INVENTORY TAX</u>	<u>RECORDS PRESERVATION FUNDS</u>	<u>EDUCATION</u>
	REVENUES:				
\$1,200.00	TAXES & LICENSES	\$0.00	\$0.00	\$0.00	\$0.00
903,933.50	FEES OF OFFICE	139,974.00	0.00	420,888.75	2,235.00
49,301.97	INTERGOVERNMENTAL	0.00	0.00	0.00	0.00
106,810.49	INVESTMENT INCOME	1,736.47	2,090.50	33,412.62	0.00
214,835.86	MISCELLANEOUS	2,294.22	0.00	0.00	0.00
1,276,081.82	TOTAL REVENUES	144,004.69	2,090.50	454,301.37	2,235.00
	EXPENDITURES:				
	CURRENT:				
313,742.68	GENERAL GOVERNMENT	0.00	6,734.07	227,752.62	0.00
192,230.33	PUBLIC SAFETY	0.00	0.00	0.00	16,926.00
176,639.47	JUDICIAL	0.00	0.00	85,004.32	0.00
1,482,592.50	COMMUNITY SERVICES	50,316.91	0.00	0.00	0.00
53,125.84	CAPITAL/CONSTRUCTION	0.00	0.00	18,900.03	0.00
2,218,330.82	TOTAL EXPENDITURES	50,316.91	6,734.07	331,656.97	16,926.00
(942,249.00)	EXCESS (DEFICIT) OF REVENUES OVER EXPENDITURES	93,687.78	(4,643.57)	122,644.40	(14,691.00)
	OTHER FINANCING SOURCES (USES):				
555,978.78	OPERATING TRANSFERS IN	0.00	0.00	0.00	0.00
(604,937.68)	OPERATING TRANSFERS OUT	0.00	0.00	0.00	0.00
(991,207.90)	EXCESS (DEFICIT) OF REVENUES AND OPERATING TRANSFERS OVER EXPENDITURES	93,687.78	(4,643.57)	122,644.40	(14,691.00)
	FUND BALANCES:				
60,347,491.11	BEGINNING OF PERIOD	848,278.95	1,148,965.10	18,263,491.09	197,738.09
\$59,356,283.21	END OF PERIOD	\$941,966.73	\$1,144,321.53	\$18,386,135.49	\$183,047.09

<u>PUBLIC HEALTH</u>	<u>CONSUMER HEALTH</u>	<u>COURT DESIGNATED FUNDS</u>	<u>DISTRICT ATTORNEY CONTRACTS</u>	<u>SHERIFF CONTRACTS</u>	<u>MISCELLANEOUS CONTRACTS</u>
\$0.00	\$0.00	\$0.00	\$0.00	\$0.00	\$1,200.00
78,664.43	81,110.00	160,251.32	285.00	0.00	20,525.00
0.00	0.00	0.00	0.00	0.00	49,301.97
40,354.38	1,022.55	4,225.91	2,401.53	8,413.44	13,153.09
0.00	0.00	0.00	15,164.98	135,487.65	61,889.01
<u>119,018.81</u>	<u>82,132.55</u>	<u>164,477.23</u>	<u>17,851.51</u>	<u>143,901.09</u>	<u>146,069.07</u>
0.00	0.00	0.00	0.00	0.00	79,255.99
0.00	0.00	6,369.10	0.00	107,781.99	61,153.24
0.00	0.00	21,075.05	27,105.07	0.00	43,455.03
1,266,599.03	93,834.74	0.00	0.00	0.00	71,841.82
22,928.80	0.00	0.00	4,088.38	7,208.63	0.00
<u>1,289,527.83</u>	<u>93,834.74</u>	<u>27,444.15</u>	<u>31,193.45</u>	<u>114,990.62</u>	<u>255,706.08</u>
(1,170,509.02)	(11,702.19)	137,033.08	(13,341.94)	28,910.47	(109,637.01)
549,000.00	0.00	0.00	0.00	0.00	6,978.78
(549,000.00)	0.00	(55,937.68)	0.00	0.00	0.00
(1,170,509.02)	(11,702.19)	81,095.40	(13,341.94)	28,910.47	(102,658.23)
<u>22,290,436.15</u>	<u>534,239.67</u>	<u>2,360,379.56</u>	<u>1,311,255.88</u>	<u>4,775,690.10</u>	<u>8,617,016.52</u>
<u>\$21,119,927.13</u>	<u>\$522,537.48</u>	<u>\$2,441,474.96</u>	<u>\$1,297,913.94</u>	<u>\$4,804,600.57</u>	<u>\$8,514,358.29</u>



**TARRANT COUNTY, TEXAS
RECORDS PRESERVATION FUNDS
FUND DESCRIPTION**

FUND 21100 - RECORDS PRESERVATION & AUTOMATION FUND - FILINGS

This fund was established, pursuant to State statutes, to account for the collection and expenditure of monies collected from filing fees to allow for the preservation and automation of County records. The County Clerk has discretion over the use of this fund.

FUND 21200 - RECORDS PRESERVATION & AUTOMATION FUND - CONVICTIONS

This fund was established, pursuant to State statutes, to account for the collection and expenditure of monies collected in court for the preservation and automation of County records.

FUND 21300 - RECORDS PRESERVATION & RESTORATION FUND

This fund was established, pursuant to State statutes, to account for the collection and expenditure of monies collected from filing fees for the preservation and restoration of County records.

FUND 21400 - COURT RECORD PRESERVATION FUND

This fund was established, pursuant to State statutes, to account for the collection and expenditure of monies collected from filing fees for the preservation and restoration of County records.

FUND 21500 – DISTRICT COURT RECORDS TECHNOLOGY (ARCHIVE) FUND

This fund was established, pursuant to State statutes, to account for the collection and expenditure of monies collected from filing fees for the preservation and restoration of district court records archives.

**TARRANT COUNTY, TEXAS
COMBINING BALANCE SHEET
RECORD PRESERVATION FUNDS
AS OF 10/31/2018**


<u>COMBINED TOTAL</u>		<u>RECORDS PRESERVATION & AUTOMATION -FILINGS</u>	<u>RECORDS PRESERVATION & AUTOMATION -CONVICTIONS</u>	<u>RECORDS PRESERVATION & RESTORATION</u>
ASSETS				
\$18,417,996.15	CASH AND INVESTMENTS	\$7,282,311.60	\$814,147.71	\$8,223,972.08
46,193.69	OTHER RECEIVABLES	20,742.00	2,116.69	19,710.00
<u>5,605.33</u>	PREPAID EXPENSES AND INVENTORY	<u>0.00</u>	<u>0.00</u>	<u>5,605.33</u>
<u>\$18,469,795.17</u>	TOTAL ASSETS	<u>\$7,303,053.60</u>	<u>\$816,264.40</u>	<u>\$8,249,287.41</u>
LIABILITIES AND FUND BALANCE				
LIABILITIES:				
\$10,377.57	ACCOUNTS PAYABLE	\$9,752.07	\$180.00	\$445.50
<u>73,282.11</u>	OTHER LIABILITIES	<u>28,235.91</u>	<u>12,043.90</u>	<u>14,002.41</u>
83,659.68	TOTAL LIABILITIES	37,987.98	12,223.90	14,447.91
FUND BALANCE :				
<u>18,386,135.49</u>	FUND BALANCES	<u>7,265,065.62</u>	<u>804,040.50</u>	<u>8,234,839.50</u>
<u>\$18,469,795.17</u>	TOTAL LIABILITIES AND FUND BALANCE	<u>\$7,303,053.60</u>	<u>\$816,264.40</u>	<u>\$8,249,287.41</u>

<u>COURT RECORD PRESERVATION</u>	<u>DISTRICT COURT RECORDS TECHNOLOGY (ARCHIVE)</u>
\$1,421,197.59	\$676,367.17
2,537.00	1,088.00
<u>0.00</u>	<u>0.00</u>
<u>\$1,423,734.59</u>	<u>\$677,455.17</u>
\$0.00	\$0.00
<u>5,878.49</u>	<u>13,121.40</u>
5,878.49	13,121.40
<u>1,417,856.10</u>	<u>664,333.77</u>
<u>\$1,423,734.59</u>	<u>\$677,455.17</u>

**TARRANT COUNTY, TEXAS
COMBINING STATEMENT OF REVENUES AND EXPENDITURES
AND CHANGES IN FUND BALANCE
RECORDS PRESERVATION FUNDS
FOR THE ONE (1) MONTH ENDED 10/31/2018**

<u>COMBINED TOTAL</u>		<u>RECORDS PRESERVATION & AUTOMATION -FILINGS</u>	<u>RECORDS PRESERVATION & AUTOMATION -CONVICTIONS</u>	<u>RECORDS PRESERVATION RESTORATION</u>
	REVENUES:			
\$420,888.75	FEES OF OFFICE	\$153,002.58	\$57,170.79	\$143,905.00
<u>33,412.62</u>	INVESTMENT INCOME	<u>13,255.77</u>	<u>1,463.44</u>	<u>14,879.13</u>
454,301.37	TOTAL REVENUES	166,258.35	58,634.23	158,784.13
	EXPENDITURES:			
	CURRENT:			
227,752.62	GENERAL GOVERNMENT	133,627.13	42,115.62	52,009.87
85,004.32	JUDICIAL	10,430.66	0.00	3,367.16
<u>18,900.03</u>	CAPITAL/CONSTRUCTION	<u>18,900.03</u>	<u>0.00</u>	<u>0.00</u>
<u>331,656.97</u>	TOTAL EXPENDITURES	<u>162,957.82</u>	<u>42,115.62</u>	<u>55,377.03</u>
122,644.40	EXCESS (DEFICIT) OF REVENUES OVER EXPENDITURES	3,300.53	16,518.61	103,407.10
	OTHER FINANCING SOURCES (USES):			
<u>0.00</u>	OPERATING TRANSFERS OUT	<u>0.00</u>	<u>0.00</u>	<u>0.00</u>
122,644.40	EXCESS (DEFICIT) OF REVENUES AND OPERATING TRANSFERS OVER EXPENDITURES	3,300.53	16,518.61	103,407.10
	FUND BALANCES:			
<u>18,263,491.09</u>	BEGINNING OF PERIOD	<u>7,261,765.09</u>	<u>787,521.89</u>	<u>8,131,432.40</u>
<u>\$18,386,135.49</u>	END OF PERIOD	<u>\$7,265,065.62</u>	<u>\$804,040.50</u>	<u>\$8,234,839.50</u>

<u>COURT RECORD PRESERVATION</u>	<u>DISTRICT COURT RECORDS TECHNOLOGY (ARCHIVE)</u>
\$41,907.59	\$24,902.79
<u>2,565.67</u>	<u>1,248.61</u>
44,473.26	26,151.40
0.00	0.00
21,815.79	49,390.71
<u>0.00</u>	<u>0.00</u>
<u>21,815.79</u>	<u>49,390.71</u>
22,657.47	(23,239.31)
<u>0.00</u>	<u>0.00</u>
22,657.47	(23,239.31)
<u>1,395,198.63</u>	<u>687,573.08</u>
<u>\$1,417,856.10</u>	<u>\$664,333.77</u>



**TARRANT COUNTY, TEXAS
COURT DESIGNATED FUNDS
FUND DESCRIPTION**

FUND 22100 - COURTHOUSE SECURITY FUND

This fund was established, pursuant to State statutes, to account for the collection of Courthouse security fees assessed in court cases. Revenue is subsequently transferred to the general fund where expenditures for Courthouse security are recorded.

FUND 22400 – JUVENILE DELINQUENCY PREVENTION FUND

This fund was established, pursuant to State statutes, to account for the collection of a fee related to graffiti court cases. The revenues in this fund are to be used to repair damages, provide educational and intervention programs, and provide rewards to the public for aiding in the apprehension and prosecution of offenders who commit graffiti offenses.

FUND 22500 - ALTERNATIVE DISPUTE RESOLUTION SYSTEM (ADRS)

This fund was established, pursuant to State statutes, to account for an alternative dispute resolution system for the peaceable and expeditious resolution of citizen disputes.

FUND 22600 – PROBATE CONTRIBUTIONS FUND

This fund was established, pursuant to State statutes, to account for the collection of a fee under Section 51.704. The revenues in this fund are to be used for court-related purposes for the support of the statutory probate courts.

FUND 24300 - APPELLATE JUDICIAL SYSTEM FUND

This fund was established, pursuant to State statutes, to account for the collection and expenditure of monies collected in civil cases to provide for a portion of the operational costs of the Court of Appeals.

FUND 22700 – JUSTICE COURT TECHNOLOGY FUND

This fund was established, pursuant to State statutes, to account for the collection and expenditure of monies to provide for technology in the justice of the peace courts.

FUND 22800 – JUSTICE COURT BUILDING SECURITY FUND

This fund was established, pursuant to State statutes, to account for the collection and expenditure of monies to provide for security in the justice court buildings.

FUND 22900 – CHILD ABUSE PREVENTION FUND

This fund was established, pursuant to State statutes, to account for the collection and expenditure of monies to provide for child abuse prevention programs.

FUND 23000 – FAMILY PROTECTION FUND

This fund was established, pursuant to State statutes, to account for the collection and expenditure of monies to provide for family protection services.

FUND 23100 – GUARDIANSHIP FUND

This fund was established, pursuant to State statutes, to account for the collection and expenditure of monies to provide compensation of a guardian ad litem, an attorney ad litem, and/or fund local guardianship programs for indigent incapacitated persons.

FUND 23200 – DRUG AND ALCOHOL COURT FUND

This fund was established, pursuant to State statutes, to account for the collection and expenditure of monies to provide for drug and alcohol court program.

FUND 23300 – COUNTY AND DISTRICT COURT TECHNOLOGY FUND

This fund was established, pursuant to State statutes, to account for the collection and expenditure of monies to provide for county and district court technology.

TARRANT COUNTY, TEXAS
COMBINING BALANCE SHEET
COURT DESIGNATED FUNDS
AS OF 10/31/2018

<u>COMBINED TOTAL</u>		<u>COURTHOUSE SECURITY</u>	<u>JUVENILE DELINQUENCY PREVENTION</u>	<u>ADRS</u>	<u>PROBATE CONTRIBUTION FUND</u>	<u>APPELLATE JUDICIAL SYSTEM</u>
ASSETS						
\$2,306,867.98	CASH AND INVESTMENTS	\$0.00	\$2,622.87	\$861,088.13	\$341,676.45	\$35,596.99
<u>141,014.32</u>	OTHER RECEIVABLES	<u>0.00</u>	<u>0.00</u>	<u>2,849.00</u>	<u>135,256.70</u>	<u>1,245.00</u>
<u>\$2,447,882.30</u>	TOTAL ASSETS	<u>\$0.00</u>	<u>\$2,622.87</u>	<u>\$863,937.13</u>	<u>\$476,933.15</u>	<u>\$36,841.99</u>
LIABILITIES AND FUND BALANCE						
LIABILITIES:						
\$0.00	ACCOUNTS PAYABLE	\$0.00	\$0.00	\$0.00	\$0.00	\$0.00
<u>6,407.34</u>	OTHER LIABILITIES	<u>0.00</u>	<u>0.00</u>	<u>0.00</u>	<u>411.51</u>	<u>2,464.59</u>
6,407.34	TOTAL LIABILITIES	0.00	0.00	0.00	411.51	2,464.59
FUND BALANCE :						
<u>2,441,474.96</u>	FUND BALANCES	<u>0.00</u>	<u>2,622.87</u>	<u>863,937.13</u>	<u>476,521.64</u>	<u>34,377.40</u>
<u>\$2,447,882.30</u>	TOTAL LIABILITIES AND FUND BALANCE	<u>\$0.00</u>	<u>\$2,622.87</u>	<u>\$863,937.13</u>	<u>\$476,933.15</u>	<u>\$36,841.99</u>

JUSTICE COURT TECHNOLOGY FUND	JUSTICE COURT BLDG SECURITY FUND	CHILD ABUSE PREVENTION FUND	FAMILY PROTECTION FUND	GUARDIANSHIP FUND	DRUG & ALCOHOL COURT	COUNTY AND DISTRICT COURT TECHNOLOGY FUND
\$175,015.55	\$0.00	\$71,724.07	\$172,075.04	\$98,182.97	\$412,780.41	\$136,105.50
0.00	0.00	0.00	375.00	1,180.00	83.17	25.45
<u>\$175,015.55</u>	<u>\$0.00</u>	<u>\$71,724.07</u>	<u>\$172,450.04</u>	<u>\$99,362.97</u>	<u>\$412,863.58</u>	<u>\$136,130.95</u>
\$0.00	\$0.00	\$0.00	\$0.00	\$0.00	\$0.00	\$0.00
0.00	0.00	0.00	0.00	0.00	3,531.24	0.00
0.00	0.00	0.00	0.00	0.00	3,531.24	0.00
<u>175,015.55</u>	<u>0.00</u>	<u>71,724.07</u>	<u>172,450.04</u>	<u>99,362.97</u>	<u>409,332.34</u>	<u>136,130.95</u>
<u>\$175,015.55</u>	<u>\$0.00</u>	<u>\$71,724.07</u>	<u>\$172,450.04</u>	<u>\$99,362.97</u>	<u>\$412,863.58</u>	<u>\$136,130.95</u>

TARRANT COUNTY, TEXAS
COMBINING STATEMENT OF REVENUES AND EXPENDITURES
AND CHANGES IN FUND BALANCE
COURT DESIGNATED FUNDS
FOR THE ONE (1) MONTH ENDED 10/31/2018

<u>COMBINED TOTAL</u>		<u>COURTHOUSE SECURITY</u>	<u>JUVENILE DELINQUENCY PREVENTION</u>	<u>ADRS</u>	<u>PROBATE CONTRIBUTION FUND</u>	<u>APPELLATE JUDICIAL SYSTEM</u>
	REVENUES:					
\$160,251.32	FEES OF OFFICE	\$55,233.53	\$50.00	\$46,549.20	\$0.00	\$18,266.00
<u>4,225.91</u>	INVESTMENT INCOME	<u>0.00</u>	<u>4.73</u>	<u>1,600.57</u>	<u>622.90</u>	<u>62.59</u>
164,477.23	TOTAL REVENUES	55,233.53	54.73	48,149.77	622.90	18,328.59
	EXPENDITURES:					
	CURRENT:					
6,369.10	PUBLIC SAFETY	0.00	0.00	0.00	0.00	0.00
<u>21,075.05</u>	JUDICIAL	<u>0.00</u>	<u>0.00</u>	<u>0.00</u>	<u>411.51</u>	<u>8,950.99</u>
27,444.15	TOTAL EXPENDITURES	<u>0.00</u>	<u>0.00</u>	<u>0.00</u>	<u>411.51</u>	<u>8,950.99</u>
137,033.08	EXCESS (DEFICIT) OF REVENUES OVER EXPENDITURES	55,233.53	54.73	48,149.77	211.39	9,377.60
	OTHER FINANCING SOURCES (USES):					
<u>(55,937.68)</u>	OPERATING TRANSFERS OUT	<u>(55,233.53)</u>	<u>0.00</u>	<u>0.00</u>	<u>0.00</u>	<u>0.00</u>
81,095.40	EXCESS (DEFICIT) OF REVENUES AND OPERATING TRANSFERS OVER EXPENDITURES	0.00	54.73	48,149.77	211.39	9,377.60
	FUND BALANCES:					
<u>2,360,379.56</u>	BEGINNING OF PERIOD	<u>0.00</u>	<u>2,568.14</u>	<u>815,787.36</u>	<u>476,310.25</u>	<u>24,999.80</u>
<u>\$2,441,474.96</u>	END OF PERIOD	<u>\$0.00</u>	<u>\$2,622.87</u>	<u>\$863,937.13</u>	<u>\$476,521.64</u>	<u>\$34,377.40</u>

JUSTICE COURT TECHNOLOGY FUND	JUSTICE COURT BUILDING SECURITY	CHILD ABUSE PREVENTION FUND	FAMILY PROTECTION FUND	GUARDIANSHIP FUND	DRUG & ALCOHOL COURT	COUNTY AND DISTRICT COURT TECHNOLOGY FUND
\$2,816.07	\$704.15	\$573.47	\$9,780.00	\$9,060.00	\$13,581.07	\$3,637.83
315.84	0.00	129.96	304.10	170.32	770.61	244.29
3,131.91	704.15	703.43	10,084.10	9,230.32	14,351.68	3,882.12
0.00	0.00	0.00	0.00	0.00	6,369.10	0.00
0.00	0.00	0.00	0.00	0.00	11,712.55	0.00
0.00	0.00	0.00	0.00	0.00	18,081.65	0.00
3,131.91	704.15	703.43	10,084.10	9,230.32	(3,729.97)	3,882.12
0.00	(704.15)	0.00	0.00	0.00	0.00	0.00
3,131.91	0.00	703.43	10,084.10	9,230.32	(3,729.97)	3,882.12
171,883.64	0.00	71,020.64	162,365.94	90,132.65	413,062.31	132,248.83
<u>\$175,015.55</u>	<u>\$0.00</u>	<u>\$71,724.07</u>	<u>\$172,450.04</u>	<u>\$99,362.97</u>	<u>\$409,332.34</u>	<u>\$136,130.95</u>



**TARRANT COUNTY, TEXAS
ENTERPRISE FUNDS
FUND DESCRIPTIONS**

FUND 51100 – RESOURCE CONNECTION

This fund was established to account for activities of the Resource Connection.

FUND 51200 – OIL & GAS ROYALTY FUND


This fund was established to account for proceeds from the lease of County mineral rights on the Resource Connection campus.

TARRANT COUNTY, TEXAS
STATEMENT OF NET POSITION
ENTERPRISE FUNDS
AS OF 10/31/2018

<u>COMBINED TOTAL</u>		<u>RESOURCE CONNECTION</u>	<u>OIL & GAS ROYALTY</u>
ASSETS			
\$2,999,010.60	CASH AND INVESTMENTS	\$1,703,515.56	\$1,295,495.04
48,715.11	OTHER RECEIVABLES (NET)	48,715.11	0.00
4,682.79	PREPAID EXPENSES & INVENTORY	4,682.79	0.00
<u>4,071,807.89</u>	FIXED ASSETS (NET)	<u>3,286,905.41</u>	<u>784,902.48</u>
<u>7,124,216.39</u>	TOTAL ASSETS	<u>5,043,818.87</u>	<u>2,080,397.52</u>
DEFERRED OUTFLOWS OF RESOURCES			
112,371.00	PENSION CONTRIBUTIONS AFTER MEASUREMENT DATE	112,371.00	0.00
<u>31,838.00</u>	CHANGES IN ASSUMPTIONS	<u>31,838.00</u>	<u>0.00</u>
<u>144,209.00</u>	TOTAL DEFERRED OUTFLOWS OF RESOURCES	<u>144,209.00</u>	<u>0.00</u>
LIABILITIES			
18,202.98	ACCOUNTS PAYABLE	17,633.18	569.80
29,577.72	OTHER LIABILITIES	29,577.72	0.00
348,854.67	ADVANCE FROM CAPITAL PROJECTS FUND	348,854.67	0.00
99,300.48	UNEARNED REVENUE	99,300.48	0.00
815,827.00	NET PENSION LIABILITY	815,827.00	0.00
<u>111,735.03</u>	COMPENSATED ABSENCES	<u>111,735.03</u>	<u>0.00</u>
<u>1,423,497.88</u>	TOTAL LIABILITIES	<u>1,422,928.08</u>	<u>569.80</u>
DEFERRED INFLOWS OF RESOURCES			
70,347.00	DIFFERENCE IN EXPECTED AND ACTUAL EXPERIENCE	70,347.00	0.00
50,447.00	DIFFERENCE IN PROJECTED AND ACTUAL EARNINGS	50,447.00	0.00
<u>24,667.00</u>	CHANGES IN ASSUMPTIONS	<u>24,667.00</u>	<u>0.00</u>
<u>145,461.00</u>	TOTAL DEFERRED INFLOWS OF RESOURCES	<u>145,461.00</u>	<u>0.00</u>
NET POSITION			
<u>5,699,466.51</u>	NET POSITION	<u>3,619,638.79</u>	<u>2,079,827.72</u>
<u><u>\$5,699,466.51</u></u>	TOTAL NET POSITION	<u><u>\$3,619,638.79</u></u>	<u><u>\$2,079,827.72</u></u>

TARRANT COUNTY, TEXAS
COMBINING STATEMENT OF REVENUES, EXPENSES
AND CHANGES IN FUND NET POSITION
ENTERPRISE FUNDS
FOR THE ONE (1) MONTH ENDED 10/31/2018

<u>COMBINED TOTAL</u>		<u>RESOURCE CONNECTION</u>	<u>OIL & GAS ROYALTY</u>
	OPERATING REVENUES:		
\$257,689.70	BUILDING RENTALS	\$257,689.70	\$0.00
71.50	OTHER REVENUES	71.50	0.00
<u>257,761.20</u>	TOTAL OPERATING REVENUES	<u>257,761.20</u>	<u>0.00</u>
	OPERATING EXPENSES:		
105,627.36	PERSONNEL	105,627.36	0.00
82,204.19	BUILDING AND EQUIPMENT	82,204.19	0.00
23,976.98	DEPRECIATION AND AMORTIZATION	17,283.45	6,693.53
1,973.30	OTHER EXPENSES	1,973.30	0.00
<u>213,781.83</u>	TOTAL OPERATING EXPENSES	<u>207,088.30</u>	<u>6,693.53</u>
43,979.37	OPERATING INCOME (LOSS)	50,672.90	(6,693.53)
	NON-OPERATING REVENUE (EXPENSE):		
<u>5,455.32</u>	INTEREST INCOME	<u>3,106.57</u>	<u>2,348.75</u>
49,434.69	NET INCOME (LOSS) BEFORE TRANSFERS	53,779.47	(4,344.78)
	OPERATING TRANSFERS:		
0.00	OPERATING TRANSFERS IN	0.00	0.00
<u>0.00</u>	OPERATING TRANSFERS OUT	<u>0.00</u>	<u>0.00</u>
49,434.69	NET INCOME (LOSS)	53,779.47	(4,344.78)
	NET POSITION:		
<u>5,650,031.82</u>	BEGINNING OF PERIOD	<u>3,565,859.32</u>	<u>2,084,172.50</u>
<u>\$5,699,466.51</u>	END OF PERIOD	<u>\$3,619,638.79</u>	<u>\$2,079,827.72</u>



**TARRANT COUNTY, TEXAS
INTERNAL SERVICE FUNDS
FUND DESCRIPTIONS**

FUND 61500 - SELF INSURANCE FUND

This fund was established to account for expenditures of bond proceeds received in fiscal year 1998 for the county self insured general liability claims.

FUND 61900 - WORKERS COMPENSATION

This fund was established to account for workers compensation claims. Prior to the establishment of fund 615, this fund was used for general liability and automobile/property damage claims.

FUND 62100 - COUNTY CLERK PROFESSIONAL LIABILITY FUND

This fund was established to account for the County Clerk's errors and omissions self insurance.

FUND 62200 - DISTRICT CLERK PROFESSIONAL LIABILITY FUND

This fund was established to account for the District Clerk's errors and omissions self insurance.

FUND 65100 - EMPLOYEE BENEFITS FUND

This fund was established to account for Tarrant County employee benefits.

TARRANT COUNTY, TEXAS
STATEMENT OF NET POSITION
INTERNAL SERVICE FUNDS
AS OF 10/31/2018


<u>COMBINED TOTAL</u>		<u>SELF INSURANCE</u>	<u>WORKERS COMPENSATION</u>	<u>COUNTY CLERK PROFESSIONAL LIABILITY</u>
ASSETS				
\$22,804,768.11	CASH AND INVESTMENTS	\$1,836,374.24	\$2,538,720.40	\$694,330.79
5,060,064.86	OTHER RECEIVABLES	2,524.78	1,221.75	0.00
<u>194,000.00</u>	PREPAID EXPENSES AND INVENTORY	<u>0.00</u>	<u>0.00</u>	<u>0.00</u>
<u>28,058,832.97</u>	TOTAL ASSETS	<u>1,838,899.02</u>	<u>2,539,942.15</u>	<u>694,330.79</u>
LIABILITIES				
427,986.43	ACCOUNTS PAYABLE	6,549.22	32,344.60	0.00
14,575,669.16	OTHER LIABILITIES	964,109.84	8,521,002.00	0.00
<u>77,404.84</u>	UNEARNED REVENUE	<u>0.00</u>	<u>0.00</u>	<u>0.00</u>
<u>15,081,060.43</u>	TOTAL LIABILITIES	<u>970,659.06</u>	<u>8,553,346.60</u>	<u>0.00</u>
NET POSITION				
<u>12,977,772.54</u>	NET POSITION	<u>868,239.96</u>	<u>(6,013,404.45)</u>	<u>694,330.79</u>
<u>\$12,977,772.54</u>	TOTAL NET POSITION	<u>\$868,239.96</u>	<u>(\$6,013,404.45)</u>	<u>\$694,330.79</u>

<u>DISTRICT CLERK PROFESSIONAL LIABILITY</u>	<u>EMPLOYEE BENEFITS</u>
\$591,299.56	\$17,144,043.12
5.00	5,056,313.33
0.00	194,000.00
<u>591,304.56</u>	<u>22,394,356.45</u>
0.00	389,092.61
0.00	5,090,557.32
0.00	77,404.84
<u>0.00</u>	<u>5,557,054.77</u>
<u>591,304.56</u>	<u>16,837,301.68</u>
<u><u>\$591,304.56</u></u>	<u><u>\$16,837,301.68</u></u>

TARRANT COUNTY, TEXAS
COMBINING STATEMENT OF REVENUES, EXPENSES
AND CHANGES IN FUND NET POSITION
INTERNAL SERVICE FUNDS
FOR THE ONE (1) MONTH ENDED 10/31/2018

<u>COMBINED TOTAL</u>		<u>SELF INSURANCE</u>	<u>WORKERS COMPENSATION</u>	<u>COUNTY CLERK PROFESSIONAL LIABILITY</u>
	OPERATING REVENUES:			
\$1,856,947.91	USER FEES	\$0.00	\$0.00	\$0.00
5,124,272.03	COUNTY CONTRIBUTIONS	0.00	198,081.79	0.00
4,839.58	OTHER REVENUES	4,839.58	0.00	0.00
6,986,059.52	TOTAL OPERATING REVENUES	4,839.58	198,081.79	0.00
	OPERATING EXPENSES:			
3,336.61	BUILDING AND EQUIPMENT	2,824.86	0.00	0.00
6,813,120.96	SELF INSURANCE CLAIMS	10,575.46	165,548.53	0.00
610,852.98	INSURANCE PREMIUMS	0.00	0.00	0.00
300,914.86	ADMINISTRATION	0.00	0.00	0.00
52,647.93	OTHER EXPENSES	197.43	1,018.50	0.00
7,780,873.34	TOTAL OPERATING EXPENSES	13,597.75	166,567.03	0.00
(794,813.82)	OPERATING INCOME (LOSS)	(8,758.17)	31,514.76	0.00
	NON-OPERATING REVENUE (EXPENSE):			
40,959.73	INTEREST INCOME	3,032.68	4,263.89	1,263.17
(753,854.09)	NET INCOME (LOSS) BEFORE TRANSFERS	(5,725.49)	35,778.65	1,263.17
	OPERATING TRANSFERS:			
375,000.00	OPERATING TRANSFERS IN	375,000.00	0.00	0.00
0.00	OPERATING TRANSFERS OUT	0.00	0.00	0.00
(378,854.09)	NET INCOME (LOSS)	369,274.51	35,778.65	1,263.17
	NET POSITION:			
13,356,626.63	BEGINNING OF PERIOD	498,965.45	(6,049,183.10)	693,067.62
\$12,977,772.54	END OF PERIOD	\$868,239.96	(\$6,013,404.45)	\$694,330.79

<u>DISTRICT CLERK PROFESSIONAL LIABILITY</u>	<u>EMPLOYEE BENEFITS</u>
\$10.00	\$1,856,937.91
0.00	4,926,190.24
0.00	0.00
<u>10.00</u>	<u>6,783,128.15</u>
0.00	511.75
0.00	6,636,996.97
0.00	610,852.98
0.00	300,914.86
0.00	51,432.00
<u>0.00</u>	<u>7,600,708.56</u>
10.00	(817,580.41)
<u>1,075.84</u>	<u>31,324.15</u>
1,085.84	(786,256.26)
0.00	0.00
0.00	0.00
<u>1,085.84</u>	<u>(786,256.26)</u>
<u>590,218.72</u>	<u>17,623,557.94</u>
<u>\$591,304.56</u>	<u>\$16,837,301.68</u>



TARRANT COUNTY
BUDGETARY INFORMATION



TARRANT COUNTY, TEXAS
SUMMARY BUDGET VERSUS ACTUAL (BUDGET BASIS) REVENUE AND EXPENDITURES
TAX SUPPORTED FUNDS
FOR THE ONE (1) MONTH ENDED 10/31/2018

	CURRENT MONTH ACTUAL	YTD ACTUAL	BUDGET	PERCENT	LAST YEAR PERCENT
<u>GENERAL FUND</u>					
REVENUES:					
Taxes	\$12,443,131	\$12,443,131	\$381,054,856	3.27%	1.62%
Licenses	42,565	42,565	1,230,400	3.46%	4.07%
Fees of Office	2,790,113	2,790,113	59,068,300	4.72%	4.79%
Intergovernmental	2,755,809	2,755,809	21,532,566	12.80%	12.33%
Investment Income	163,830	163,830	3,305,000	4.96%	6.45%
Other Revenues	898,398	898,398	10,313,650	8.71%	8.48%
Transfers	55,938	55,938	650,000	8.61%	8.56%
Contingent			5,000,000		
Cash Carryforward		75,363,283	72,736,482		
	<u>\$19,149,784</u>	<u>\$94,513,067</u>	<u>\$554,891,254</u>	<u>17.03%</u>	<u>16.62%</u>
EXPENDITURES:					
Personnel	\$28,660,554	\$28,660,554	\$352,689,320	8.13%	7.82%
Other	5,319,983	29,942,391	103,813,804	28.84%	35.20%
Transfers	3,611,355	3,611,355	40,127,509	9.00%	10.03%
Grant Match and Subsidy	21,708	23,680	4,411,821	0.54%	0.16%
Undesignated			5,026,166		
Contingent			5,000,000		
Reserves			43,822,634		
	<u>\$37,613,600</u>	<u>\$62,237,980</u>	<u>\$554,891,254</u>	<u>11.22%</u>	<u>12.13%</u>
<u>ROAD & BRIDGE FUND</u>					
REVENUES:					
Taxes	\$16	\$16	\$0	OVER 100%	OVER 100%
Fees of Office	993,190	993,190	18,323,600	5.42%	5.70%
Intergovernmental	30,441	30,441	55,000	55.35%	OVER 100%
Investment Income	20,458	20,458	290,000	7.05%	14.73%
Other Revenues	45,262	45,262	277,000	16.34%	57.87%
Transfers	692,099	692,099	8,305,190	8.33%	8.33%
Cash Carryforward		8,743,641	7,810,921		
	<u>\$1,781,466</u>	<u>\$10,525,107</u>	<u>\$35,061,711</u>	<u>30.02%</u>	<u>29.18%</u>
EXPENDITURES:					
Personnel	\$1,705,822	\$1,705,822	\$21,498,344	7.93%	7.85%
Other	425,497	2,806,564	12,268,814	22.88%	20.91%
Undesignated			1,294,553		
	<u>\$2,131,319</u>	<u>\$4,512,386</u>	<u>\$35,061,711</u>	<u>12.87%</u>	<u>12.44%</u>
<u>DEBT SERVICE FUND</u>					
REVENUES:					
Taxes	\$1,161,686	\$1,161,686	\$36,322,759	3.20%	1.60%
Investment Income	4,061	4,061	289,967	1.40%	1.25%
Cash Carryforward		1,761,541	1,671,543		
	<u>\$1,165,747</u>	<u>\$2,927,288</u>	<u>\$38,284,269</u>	<u>7.65%</u>	<u>5.22%</u>
EXPENDITURES:					
Principal	\$0	\$0	\$28,125,000	0.00%	0.00%
Interest	0	0	9,153,269	0.00%	0.00%
Other Expenditures	1,250	1,250	6,000	20.83%	17.86%
Reserves			1,000,000		
	<u>\$1,250</u>	<u>\$1,250</u>	<u>\$38,284,269</u>	<u>0.00%</u>	<u>0.00%</u>

**TARRANT COUNTY, TEXAS
GENERAL FUND FEES OF OFFICE ANALYSIS
FOR THE ONE (1) MONTH ENDED 10/31/2018
(BUDGET BASIS)**

<u>FEE OFFICE</u>	<u>ACTUAL REVENUE</u>	<u>ANNUAL BUDGET</u>	<u>PERCENT COLLECTED</u>	<u>LAST YEAR PERCENT</u>
Tax Assessor/Collector	\$405,774	\$32,591,000	1.25%	1.31%
County Clerk	993,576	10,857,000	9.15%	8.92%
Sheriff	52,958	610,300	8.68%	7.60%
Constable 1	90,172	820,000	11.00%	9.67%
Constable 2	88,149	700,000	12.59%	9.25%
Constable 3	58,244	825,000	7.06%	11.13%
Constable 4	54,396	535,000	10.17%	9.16%
Constable 5	33,513	312,000	10.74%	9.36%
Constable 6	54,391	480,000	11.33%	11.00%
Constable 7	68,348	625,000	10.94%	9.58%
Constable 8	76,214	680,000	11.21%	9.13%
District Clerk	387,508	4,456,000	8.70%	8.77%
Domestic Relations	47,131	1,319,500	3.57%	3.98%
District Attorney	10,075	108,000	9.33%	8.55%
Justice of Peace 1	18,705	190,000	9.84%	11.12%
Justice of Peace 2	25,124	205,000	12.26%	9.48%
Justice of Peace 3	14,048	155,000	9.06%	10.59%
Justice of Peace 4	18,280	190,000	9.62%	8.93%
Justice of Peace 5	7,021	90,000	7.80%	9.23%
Justice of Peace 6	25,451	210,000	12.12%	9.54%
Justice of Peace 7	18,620	200,000	9.31%	10.35%
Justice of Peace 8	15,353	135,000	11.37%	9.49%
County Courts	1,884	20,000	9.42%	9.36%
Elections	21	1,500	1.41%	12.89%
Medical Examiner	191,311	2,229,000	8.58%	11.57%
Other	<u>33,845</u>	<u>524,000</u>	<u>6.46%</u>	<u>8.40%</u>
TOTAL	<u><u>\$2,790,113</u></u>	<u><u>\$59,068,300</u></u>	<u><u>4.72%</u></u>	<u><u>4.79%</u></u>
RATABLE COLLECTION PERCENTAGE			<u><u>8.33%</u></u>	

**TARRANT COUNTY, TEXAS
BUDGET REPORT
FOR THE ONE (1) MONTH ENDED 10/31/2018**

GENERAL FUND	CURRENT	ENCUMBRANCES	TOTAL	TOTAL	UNEXPENDED	%
	MONTH	AND	EXPENDITURES			
	EXPENDITURES	COMMITMENTS	ENCUMBRANCES & COMMITMENTS	BUDGET	BUDGET	USED
County Judge	92,419.51	-	92,419.51	1,092,479.00	1,000,059.49	8.46%
County Administrator	193,677.94	578.00	194,255.94	2,789,803.00	2,595,547.06	6.96%
Non-Departmental	4,781,457.44	1,031,855.37	5,813,312.81	58,527,688.00	52,714,375.19	9.93%
Auditor	636,647.73	4,129.10	640,776.83	7,660,028.00	7,019,251.17	8.37%
Budget/Risk Management	74,021.42	371.71	74,393.13	883,346.00	808,952.87	8.42%
Tax Assessor / Collector	1,333,735.04	726,890.01	2,060,625.05	16,333,858.00	14,273,232.95	12.62%
Elections Administration	461,833.68	517,774.48	979,608.16	6,331,868.00	5,352,259.84	15.47%
Information Technology	2,614,749.05	3,605,020.14	6,219,769.19	42,496,157.00	36,276,387.81	14.64%
Human Resources	262,587.91	7,172.84	269,760.75	3,468,948.00	3,199,187.25	7.78%
Purchasing	205,869.56	-	205,869.56	2,402,968.00	2,197,098.44	8.57%
Facilities	317,889.98	532,604.76	850,494.74	5,115,006.00	4,264,511.26	16.63%
Sheriff	4,013,404.96	519,861.64	4,533,266.60	49,905,199.00	45,371,932.40	9.08%
Sheriff - Confinement	6,701,912.70	5,459,862.57	12,161,775.27	88,721,924.00	76,560,148.73	13.71%
Constable Precinct 1	120,426.73	102.50	120,529.23	1,410,883.00	1,290,353.77	8.54%
Constable Precinct 2	108,679.68	15,626.48	124,306.16	1,304,181.00	1,179,874.84	9.53%
Constable Precinct 3	128,155.20	17,700.77	145,855.97	1,507,124.00	1,361,268.03	9.68%
Constable Precinct 4	93,057.37	5,348.50	98,405.87	1,122,870.00	1,024,464.13	8.76%
Constable Precinct 5	79,503.76	-	79,503.76	940,583.00	861,079.24	8.45%
Constable Precinct 6	81,814.87	-	81,814.87	993,312.00	911,497.13	8.24%
Constable Precinct 7	119,437.74	11,301.16	130,738.90	1,433,141.00	1,302,402.10	9.12%
Constable Precinct 8	101,132.24	21,082.26	122,214.50	1,223,441.00	1,101,226.50	9.99%
Medical Examiner	1,099,463.16	1,588,716.75	2,688,179.91	10,244,035.00	7,555,855.09	26.24%
Fire Marshal	36,989.10	-	36,989.10	441,509.00	404,519.90	8.38%
Community Supervision	6,978.78	281.80	7,260.58	753,000.00	745,739.42	0.96%
Juvenile Services	1,411,459.96	1,440,448.83	2,851,908.79	19,385,818.00	16,533,909.21	14.71%
Pretrial Services	134,421.55	-	134,421.55	1,715,248.00	1,580,826.45	7.84%
Buildings	761,819.14	6,055,862.53	6,817,681.67	24,483,784.00	17,666,102.33	27.85%
17TH District Court	26,988.18	863.70	27,851.88	316,427.00	288,575.12	8.80%
48TH District Court	25,923.76	-	25,923.76	297,759.00	271,835.24	8.71%
67TH District Court	25,896.28	936.31	26,832.59	298,669.00	271,836.41	8.98%
96TH District Court	25,197.79	-	25,197.79	297,038.00	271,840.21	8.48%
141ST District Court	25,227.78	495.12	25,722.90	294,768.00	269,045.10	8.73%
153RD District Court	25,926.09	-	25,926.09	306,575.00	280,648.91	8.46%
236TH District Court	25,469.40	26.76	25,496.16	303,830.00	278,333.84	8.39%
342ND District Court	26,230.60	-	26,230.60	298,438.00	272,207.40	8.79%
348TH District Court	25,340.50	-	25,340.50	296,198.00	270,857.50	8.56%
352ND District Court	25,256.10	-	25,256.10	294,159.00	268,902.90	8.59%
Criminal District Court 1	179,404.28	320.70	179,724.98	1,820,805.00	1,641,080.02	9.87%
Criminal District Court 2	139,645.47	21.28	139,666.75	1,498,164.00	1,358,497.25	9.32%
Criminal District Court 3	137,595.23	555.26	138,150.49	1,615,936.00	1,477,785.51	8.55%
Criminal District Court 4	125,712.62	-	125,712.62	1,542,042.00	1,416,329.38	8.15%
213TH District Court	170,112.22	-	170,112.22	1,634,644.00	1,464,531.78	10.41%
297TH District Court	144,703.16	-	144,703.16	1,680,938.00	1,536,234.84	8.61%
371ST District Court	149,179.33	-	149,179.33	1,920,215.00	1,771,035.67	7.77%
372ND District Court	134,750.76	-	134,750.76	1,573,194.00	1,438,443.24	8.57%
396TH District Court	251,100.22	-	251,100.22	1,740,600.00	1,489,499.78	14.43%
432ND District Court	119,033.07	-	119,033.07	1,891,643.00	1,772,609.93	6.29%
Magistrate Court	115,946.06	121.50	116,067.56	1,430,705.00	1,314,637.44	8.11%
231ST District Court	54,469.85	-	54,469.85	637,024.00	582,554.15	8.55%
233RD District Court	65,945.54	-	65,945.54	793,510.00	727,564.46	8.31%
322ND District Court	46,028.87	-	46,028.87	610,008.00	563,979.13	7.55%
323RD District Court	202,048.52	53.00	202,101.52	3,287,537.00	3,085,435.48	6.15%
324TH District Court	67,658.69	-	67,658.69	715,593.00	647,934.31	9.45%
325TH District Court	46,586.39	593.00	47,179.39	647,021.00	599,841.61	7.29%
360TH District Court	43,109.05	710.00	43,819.05	598,751.00	554,931.95	7.32%
Special Judges	23,068.89	-	23,068.89	379,565.00	356,496.11	6.08%
Criminal Court Administration	218,512.51	5,240.82	223,753.33	3,411,876.00	3,188,122.67	6.56%
Grand Jury	17,948.56	1.86	17,950.42	207,079.00	189,128.58	8.67%
Criminal Attorney Appointment	28,210.22	676.78	28,887.00	358,602.00	329,715.00	8.06%
Criminal Mental Health Court	15,349.95	-	15,349.95	256,412.00	241,062.05	5.99%
County Court at Law #1	51,703.88	-	51,703.88	616,082.00	564,378.12	8.39%
County Court at Law #2	51,883.52	-	51,883.52	619,815.00	567,931.48	8.37%
County Court at Law #3	53,025.02	-	53,025.02	614,429.00	561,403.98	8.63%
County Criminal Court 1	85,806.53	-	85,806.53	1,032,091.00	946,284.47	8.31%

**TARRANT COUNTY, TEXAS
BUDGET REPORT
FOR THE ONE (1) MONTH ENDED 10/31/2018**

	<u>CURRENT MONTH EXPENDITURES</u>	<u>ENCUMBRANCES AND COMMITMENTS</u>	<u>TOTAL EXPENDITURES ENCUMBRANCES & COMMITMENTS</u>	<u>TOTAL BUDGET</u>	<u>UNEXPENDED BUDGET</u>	<u>% BUDGET USED</u>
GENERAL FUND (cont'd)						
County Criminal Court 2	96,971.59	6.78	96,978.37	1,030,183.00	933,204.63	9.41%
County Criminal Court 3	87,439.94	13.59	87,453.53	883,160.00	795,706.47	9.90%
County Criminal Court 4	79,872.26	-	79,872.26	1,009,308.00	929,435.74	7.91%
County Criminal Court 5	118,118.79	-	118,118.79	1,184,585.00	1,066,466.21	9.97%
County Criminal Court 6	77,306.05	-	77,306.05	792,105.00	714,798.95	9.76%
County Criminal Court 7	58,277.25	-	58,277.25	940,211.00	881,933.75	6.20%
County Criminal Court 8	96,630.94	-	96,630.94	865,266.00	768,635.06	11.17%
County Criminal Court 9	75,473.38	-	75,473.38	827,944.00	752,470.62	9.12%
County Criminal Court 10	73,142.42	-	73,142.42	867,924.00	794,781.58	8.43%
Probate Court 1	158,009.41	580.00	158,589.41	2,356,225.00	2,197,635.59	6.73%
Probate Court 2	166,153.83	-	166,153.83	2,443,955.00	2,277,801.17	6.80%
Justice of the Peace Pct 1	69,720.49	-	69,720.49	809,765.00	740,044.51	8.61%
Justice of the Peace Pct 2	68,810.49	-	68,810.49	809,215.00	740,404.51	8.50%
Justice of the Peace Pct 3	61,877.57	2,150.04	64,027.61	806,583.00	742,555.39	7.94%
Justice of the Peace Pct 4	62,907.42	56.00	62,963.42	771,254.00	708,290.58	8.16%
Justice of the Peace Pct 5	49,767.03	729.00	50,496.03	636,675.00	586,178.97	7.93%
Justice of the Peace Pct 6	59,511.26	1,321.38	60,832.64	728,469.00	667,636.36	8.35%
Justice of the Peace Pct 7	72,439.59	465.66	72,905.25	823,406.00	750,500.75	8.85%
Justice of the Peace Pct 8	60,679.13	648.75	61,327.88	761,556.00	700,228.12	8.05%
District Attorney	3,508,628.87	157,093.89	3,665,722.76	42,042,712.00	38,376,989.24	8.72%
District Clerk	922,200.31	14,193.15	936,393.46	11,281,905.00	10,345,511.54	8.30%
County Clerk	1,092,601.27	4,715.59	1,097,316.86	11,904,339.00	10,807,022.14	9.22%
Domestic Relations	658,474.37	4,199.12	662,673.49	8,206,572.00	7,543,898.51	8.07%
Jury Services	198,952.11	379,147.20	578,099.31	2,212,402.00	1,634,302.69	26.13%
Courts / Judiciary	126,324.91	-	126,324.91	2,729,879.00	2,603,554.09	4.63%
Human Services	299,520.09	12,292.96	311,813.05	4,918,128.00	4,606,314.95	6.34%
Child Protective Services	49,013.53	2,424,056.00	2,473,069.53	2,739,556.00	266,486.47	90.27%
Public Assistance	58,577.25	45,000.00	103,577.25	822,854.00	719,276.75	12.59%
Texas Agrilife Extension	54,475.64	1,405.88	55,881.52	842,882.00	787,000.48	6.63%
Veterans Services	41,625.18	-	41,625.18	506,923.00	465,297.82	8.21%
Historical Commission	18,847.80	1,125.18	19,972.98	248,349.00	228,376.02	8.04%
10010-2019 General Fund - Cash Match						
Non-Departmental	-	-	-	90,000.00	90,000.00	0.00%
Sheriff	-	-	-	103,351.00	103,351.00	0.00%
District Attorney	9,728.41	-	9,728.41	192,000.00	182,271.59	5.07%
Historical Commission	-	-	-	39,500.00	39,500.00	0.00%
10020-2019 General Fund - Oper Sub						
Sheriff	-	-	-	70,193.00	70,193.00	0.00%
Juvenile Services	11,979.84	1,972.00	13,951.84	3,916,777.00	3,902,825.16	0.36%
SUBTOTAL	37,613,599.51	24,624,380.46	62,237,979.97	501,042,454.00	438,804,474.03	12.42%
UNDESIGNATED				5,026,166.00	5,026,166.00	
CONTINGENT				5,000,000.00	5,000,000.00	
RESERVES				43,822,634.00	43,822,634.00	
FUND TOTAL	\$ 37,613,599.51	\$ 24,624,380.46	\$ 62,237,979.97	\$ 554,891,254.00	\$ 492,653,274.03	11.22%

**TARRANT COUNTY, TEXAS
BUDGET REPORT
FOR THE ONE (1) MONTH ENDED 10/31/2018**

	<u>CURRENT MONTH EXPENDITURES</u>	<u>ENCUMBRANCES AND COMMITMENTS</u>	<u>TOTAL EXPENDITURES ENCUMBRANCES & COMMITMENTS</u>	<u>TOTAL BUDGET</u>	<u>UNEXPENDED BUDGET</u>	<u>% BUDGET USED</u>
ROAD AND BRIDGE (26100)						
Buildings	233.41	5,217.01	5,450.42	35,707.00	30,256.58	15.26%
Commissioner Precinct 1	482,784.30	1,083,691.60	1,566,475.90	8,442,423.00	6,875,947.10	18.55%
Commissioner Precinct 2	312,458.82	164,571.52	477,030.34	4,970,821.00	4,493,790.66	9.60%
Commissioner Precinct 3	373,173.76	278,311.67	651,485.43	5,114,266.00	4,462,780.57	12.74%
Commissioner Precinct 4	568,865.55	820,790.24	1,389,655.79	7,743,760.00	6,354,104.21	17.95%
Right of Way	60,014.12	-	60,014.12	3,668,097.00	3,608,082.88	1.64%
Transportation	207,278.80	19,685.66	226,964.46	3,333,524.00	3,106,559.54	6.81%
Road & Bridge Non-Department	126,510.00	8,800.00	135,310.00	458,560.00	323,250.00	29.51%
SUBTOTAL	<u>2,131,318.76</u>	<u>2,381,067.70</u>	<u>4,512,386.46</u>	<u>33,767,158.00</u>	<u>29,254,771.54</u>	<u>13.36%</u>
UNDESIGNATED				1,294,553.00	1,294,553.00	
FUND TOTAL	<u>\$ 2,131,318.76</u>	<u>\$ 2,381,067.70</u>	<u>\$ 4,512,386.46</u>	<u>\$ 35,061,711.00</u>	<u>\$ 30,549,324.54</u>	<u>12.87%</u>
DEBT SERVICE (32100)						
Interest and Sinking	1,250.00	-	1,250.00	37,284,269.00	37,283,019.00	0.00%
RESERVES				1,000,000.00	1,000,000.00	
FUND TOTAL	<u>\$ 1,250.00</u>	<u>\$ -</u>	<u>\$ 1,250.00</u>	<u>\$ 38,284,269.00</u>	<u>\$ 38,283,019.00</u>	<u>0.00%</u>

TARRANT COUNTY, TEXAS
SPECIAL BUDGETS
BUDGET VERSUS ACTUAL (BUDGET BASIS) REVENUE
FOR THE ONE (1) MONTH ENDED 10/31/2018

FUND #	FUND NAME	ACTUAL REVENUE	BUDGETED REVENUE	PERCENT COLLECTED
21100	Records Preservation/Automation-Filing	\$ 166,258	\$ 1,839,779	9.04%
21200	Records Preservation/Automation-Conviction	58,634	625,266	9.38%
21300	Records Preservation/Restoration	158,784	1,728,161	9.19%
21400	Court Record Preservation Fund	44,473	412,828	10.77%
21500	District Court Records Technology Fund	26,151	304,425	8.59%
22100	Courthouse Security Fund	55,234	580,000	9.52%
22300	Consumer Health Fund	82,133	1,044,136	7.87%
22400	Juvenile Delinquency Prevention	55	-	OVER 100%
22500	Alternative Dispute Resolution	48,150	419,682	11.47%
22600	Probate Contributions Fund	623	146,208	0.43%
22700	Justice Court Technology Fund	3,132	32,619	9.60%
22800	Justice Court Building Security	704	6,500	10.83%
22900	Child Abuse Prevention Fund	703	9,110	7.72%
23000	Family Protection	10,084	122,974	8.20%
23100	Guardianship	9,230	106,118	8.70%
23200	Drug & Alcohol Court	14,352	155,785	9.21%
23300	County and District Court Technology Fund	3,882	41,965	9.25%
24100	Law Library	144,005	1,234,901	11.66%
24200	Education Fund	2,235	27,000	8.28%
24300	Appellate Judicial System	18,329	165,525	11.07%
25100	Vehicle Inventory Tax	2,091	465,000	0.45%
45100	Non-Debt Capital	2,861,988	31,347,319	9.13%
47600	2006 Bond Election - Buildings	73,162	750,000	9.75%
47700	2006 Bond Election - Transportation	86,879	750,000	11.58%
51100	Resource Connection	260,868	3,294,236	7.92%
51200	Oil & Gas Royalty Resource Connection	2,349	110,756	2.12%
61500	Self Insurance	382,872	403,782	94.82%
61900	Workers Compensation	202,346	2,401,118	8.43%
62100	County Clerk Professional Liability	1,263	11,556	10.93%
62200	District Clerk Professional Liability	1,086	9,904	10.96%
65100	Employee Group Insurance - Medical	6,814,452	83,781,690	8.13%
D6200	DA Restitution Collection Fee	351	541	64.86%
D8300	DA Non-Drug Forfeitures	17,312	20,000	86.56%
D8700	CDA State Forfeiture	163	700	23.35%
D8800	CDA Federal Forfeiture Justice Funds	25	100	24.73%
G1100	8th Admin Judicial Region	9,895	118,000	8.39%
S8700	Sheriff's Inmate Commissary Fund	142,230	1,683,015	8.45%
S9300	Combined Narcotics Enforcement Team	325	250,000	0.13%
S9500	Sheriff Federal Forfeiture-Treasury Funds	539	5,000	10.78%
S9600	Sheriff Federal Forfeiture-Non DEA	401	3,000	13.36%
S9700	Sheriff Federal Forfeiture-Justice Funds	406	3,501	11.61%
T0400	Public Health	668,019	13,698,665	4.88%
T0450	Public Health 1115 Waiver	-	4,930,042	0.00%
T0500	Section 125 Forfeitures	2,865	21,707	13.20%
T0600	Children's Home Fund	253	2,614	9.69%
T0700	Bail Bond Board	1,200	24,650	4.87%
T0800	TDPRS - Title IVE	248	2,642	9.37%
T0900	Constable Forfeiture	17	-	OVER 100%
T0970	Constable Forfeiture - Federal	1	-	OVER 100%
T1000	Juvenile Probation District	2,055	23,453	8.76%
T1100	Unclaimed Juvenile Restitution	20	186	10.80%
T1300	Deferred Prosecution Program	7,625	63,500	12.01%
T2000	Historical Commission	11	99	10.76%
T2100	Historical Comm Archives	22	1,196	1.80%
T2300	Cemetery Fund	72	675	10.73%
T2900	Fire Marshal Code	600	-	OVER 100%
T3000	DA - JPS Contract	39,407	472,879	8.33%
T3100	Emergency Services District #1	7,226	90,000	8.03%

**TARRANT COUNTY, TEXAS
SPECIAL BUDGETS
BUDGET VERSUS ACTUAL (BUDGET BASIS) REVENUE
FOR THE ONE (1) MONTH ENDED 10/31/2018**

<u>FUND #</u>	<u>FUND NAME</u>	<u>ACTUAL REVENUE</u>	<u>BUDGETED REVENUE</u>	<u>PERCENT COLLECTED</u>
T3300	CSCD Bond Supervision Unit	53,352	1,340,307	3.98%
T3400	-Criminal Courts Drug Program	12,808	159,762	8.02%
T3700	Medical Examiner Conference Fund	92	868	10.62%
T4100	PMC Insured - 340B	7,192	57,295	12.55%
T5200	Miscellaneous Donations-Juvenile Probation	523	6,131	8.52%
T5350	Donations Emergency Management	4	19	21.16%
T5600	Miscellaneous Donations - Human Services	4	641	0.69%
T5640	Human Services - Reliant Energy	61	319	19.09%
T5642	Human Services - Cirro	3	32	8.94%
T5700	Miscellaneous Donations-CPS	3,920	46,876	8.36%
T5800	Miscellaneous Donations-Health Dept	60	464	12.88%
T5960	Miscellaneous Donations-Veteran Court Program	1,759	20,000	8.79%
T6000	Miscellaneous Donations-Family Court	477	5,700	8.36%
T6100	Miscellaneous Donations-CRCG	92	1,210	7.62%
T6500	ATTF Rental Assoc Donation	1	-	OVER 100%
T7000	Sheriff's Employee Recognition and Award	3	-	OVER 100%
T7100	Contract Elections	1,181	1,000,000	0.12%

**TARRANT COUNTY, TEXAS
BUDGET REPORT
FOR THE ONE (1) MONTH ENDED 10/31/2018**

	<u>CURRENT MONTH EXPENDITURES</u>	<u>ENCUMBRANCES AND COMMITMENTS</u>	<u>TOTAL EXPENDITURES ENCUMBRANCES & COMMITMENTS</u>	<u>TOTAL BUDGET</u>	<u>UNEXPENDED BUDGET</u>	<u>% BUDGET USED</u>
RECORDS PRESERVATION & AUTOMATION - FILINGS (21100)						
County Clerk	150,717.97	24,368.22	175,086.19	9,059,951.00	8,884,864.81	1.93%
FUND TOTAL	<u>\$ 150,717.97</u>	<u>\$ 24,368.22</u>	<u>\$ 175,086.19</u>	<u>\$ 9,059,951.00</u>	<u>\$ 8,884,864.81</u>	<u>1.93%</u>
RECORDS PRESERVATION & AUTOMATION - CONVICTIONS (21200)						
Information Technology	42,115.62	-	42,115.62	1,383,059.00	1,340,943.38	3.05%
FUND TOTAL	<u>\$ 42,115.62</u>	<u>\$ -</u>	<u>\$ 42,115.62</u>	<u>\$ 1,383,059.00</u>	<u>\$ 1,340,943.38</u>	<u>3.05%</u>
RECORDS PRESERVATION & RESTORATION (21300)						
County Clerk	55,377.03	61,658.63	117,035.66	9,707,583.00	9,590,547.34	1.21%
FUND TOTAL	<u>\$ 55,377.03</u>	<u>\$ 61,658.63</u>	<u>\$ 117,035.66</u>	<u>\$ 9,707,583.00</u>	<u>\$ 9,590,547.34</u>	<u>1.21%</u>
COURT RECORD PRESERVATION FUND (21400)						
Information Technology	-	31,347.20	31,347.20	1,393,508.00	1,362,160.80	2.25%
District Clerk	21,815.79	-	21,815.79	380,833.00	359,017.21	5.73%
FUND TOTAL	<u>\$ 21,815.79</u>	<u>\$ 31,347.20</u>	<u>\$ 53,162.99</u>	<u>\$ 1,774,341.00</u>	<u>\$ 1,721,178.01</u>	<u>3.00%</u>
DISTRICT COURT RECORD TECHNOLOGY FUND (21500)						
District Clerk	49,390.71	-	49,390.71	951,267.00	901,876.29	5.19%
FUND TOTAL	<u>\$ 49,390.71</u>	<u>\$ -</u>	<u>\$ 49,390.71</u>	<u>\$ 951,267.00</u>	<u>\$ 901,876.29</u>	<u>5.19%</u>
COURTHOUSE SECURITY FUND (22100)						
Non-Departmental	55,233.53	-	55,233.53	580,000.00	524,766.47	9.52%
FUND TOTAL	<u>\$ 55,233.53</u>	<u>\$ -</u>	<u>\$ 55,233.53</u>	<u>\$ 580,000.00</u>	<u>\$ 524,766.47</u>	<u>9.52%</u>
CONSUMER HEALTH (22300)						
Public Health	93,834.74	21,645.35	115,480.09	1,531,224.00	1,415,743.91	7.54%
FUND TOTAL	<u>\$ 93,834.74</u>	<u>\$ 21,645.35</u>	<u>\$ 115,480.09</u>	<u>\$ 1,531,224.00</u>	<u>\$ 1,415,743.91</u>	<u>7.54%</u>
JUVENILE DELINQUENCY PREVENTION (22400)						
Facilities	-	-	-	2,564.00	2,564.00	0.00%
FUND TOTAL	<u>\$ -</u>	<u>\$ -</u>	<u>\$ -</u>	<u>\$ 2,564.00</u>	<u>\$ 2,564.00</u>	<u>0.00%</u>
ADRS (22500)						
Non-Departmental	-	-	-	1,203,701.00	1,203,701.00	0.00%
FUND TOTAL	<u>\$ -</u>	<u>\$ -</u>	<u>\$ -</u>	<u>\$ 1,203,701.00</u>	<u>\$ 1,203,701.00</u>	<u>0.00%</u>

**TARRANT COUNTY, TEXAS
BUDGET REPORT
FOR THE ONE (1) MONTH ENDED 10/31/2018**

	<u>CURRENT MONTH EXPENDITURES</u>	<u>ENCUMBRANCES AND COMMITMENTS</u>	<u>TOTAL EXPENDITURES ENCUMBRANCES & COMMITMENTS</u>	<u>TOTAL BUDGET</u>	<u>UNEXPENDED BUDGET</u>	<u>% BUDGET USED</u>
PROBATE CONTRIBUTIONS FUND (22600)						
Probate Court 1	411.51	-	411.51	314,026.00	313,614.49	0.13%
Probate Court 2	-	-	-	219,493.00	219,493.00	0.00%
FUND TOTAL	<u>\$ 411.51</u>	<u>\$ -</u>	<u>\$ 411.51</u>	<u>\$ 533,519.00</u>	<u>\$ 533,107.49</u>	<u>0.08%</u>
JUSTICE COURT TECHNOLOGY (22700)						
Information Technology	-	-	-	201,818.00	201,818.00	0.00%
FUND TOTAL	<u>\$ -</u>	<u>\$ -</u>	<u>\$ -</u>	<u>\$ 201,818.00</u>	<u>\$ 201,818.00</u>	<u>0.00%</u>
JUSTICE COURT BLDG SECURITY (22800)						
Non-Departmental	704.15	-	704.15	6,500.00	5,795.85	10.83%
FUND TOTAL	<u>\$ 704.15</u>	<u>\$ -</u>	<u>\$ 704.15</u>	<u>\$ 6,500.00</u>	<u>\$ 5,795.85</u>	<u>10.83%</u>
CHILD ABUSE PREVENTION (22900)						
Non-Departmental	-	-	-	80,000.00	80,000.00	0.00%
FUND TOTAL	<u>\$ -</u>	<u>\$ -</u>	<u>\$ -</u>	<u>\$ 80,000.00</u>	<u>\$ 80,000.00</u>	<u>0.00%</u>
FAMILY PROTECTION (23000)						
Non-Departmental	-	-	-	126,738.00	126,738.00	0.00%
323RD District Court	-	-	-	159,449.00	159,449.00	0.00%
FUND TOTAL	<u>\$ -</u>	<u>\$ -</u>	<u>\$ -</u>	<u>\$ 286,187.00</u>	<u>\$ 286,187.00</u>	<u>0.00%</u>
GUARDIANSHIP (23100)						
Non-Departmental	-	-	-	195,263.00	195,263.00	0.00%
FUND TOTAL	<u>\$ -</u>	<u>\$ -</u>	<u>\$ -</u>	<u>\$ 195,263.00</u>	<u>\$ 195,263.00</u>	<u>0.00%</u>
DRUG & ALCOHOL COURT (23200)						
Community Supervision	6,369.10	-	6,369.10	90,000.00	83,630.90	7.08%
323RD District Court	-	-	-	200,000.00	200,000.00	0.00%
Criminal Court Administration	11,712.55	-	11,712.55	243,022.00	231,309.45	4.82%
FUND TOTAL	<u>\$ 18,081.65</u>	<u>\$ -</u>	<u>\$ 18,081.65</u>	<u>\$ 533,022.00</u>	<u>\$ 514,940.35</u>	<u>3.39%</u>
COUNTY & DISTRICT COURT TECHNOLOGY FUND (23300)						
Information Technology	-	-	-	167,465.00	167,465.00	0.00%
FUND TOTAL	<u>\$ -</u>	<u>\$ -</u>	<u>\$ -</u>	<u>\$ 167,465.00</u>	<u>\$ 167,465.00</u>	<u>0.00%</u>
LAW LIBRARY (24100)						
Law Library	50,316.91	11,126.78	61,443.69	1,689,195.00	1,627,751.31	3.64%
Judicial Law Library	-	-	-	175,000.00	175,000.00	0.00%
FUND TOTAL	<u>\$ 50,316.91</u>	<u>\$ 11,126.78</u>	<u>\$ 61,443.69</u>	<u>\$ 1,864,195.00</u>	<u>\$ 1,802,751.31</u>	<u>3.30%</u>

**TARRANT COUNTY, TEXAS
BUDGET REPORT
FOR THE ONE (1) MONTH ENDED 10/31/2018**

	<u>CURRENT MONTH EXPENDITURES</u>	<u>ENCUMBRANCES AND COMMITMENTS</u>	<u>TOTAL EXPENDITURES ENCUMBRANCES & COMMITMENTS</u>	<u>TOTAL BUDGET</u>	<u>UNEXPENDED BUDGET</u>	<u>% BUDGET USED</u>
EDUCATION FUND (24200)						
Sheriff	16,213.40	-	16,213.40	78,597.00	62,383.60	20.63%
Sheriff - Confinement	712.60	-	712.60	6,788.00	6,075.40	10.50%
Constable Precinct 1	-	-	-	2,100.00	2,100.00	0.00%
Constable Precinct 2	-	-	-	4,569.00	4,569.00	0.00%
Constable Precinct 3	-	-	-	4,251.00	4,251.00	0.00%
Constable Precinct 4	-	-	-	9,953.00	9,953.00	0.00%
Constable Precinct 5	-	-	-	4,647.00	4,647.00	0.00%
Constable Precinct 6	-	-	-	6,800.00	6,800.00	0.00%
Constable Precinct 7	-	-	-	6,358.00	6,358.00	0.00%
Constable Precinct 8	-	-	-	1,650.00	1,650.00	0.00%
Fire Marshal	-	-	-	175.00	175.00	0.00%
Probate Court 1	-	-	-	42,411.00	42,411.00	0.00%
Probate Court 2	-	-	-	39,227.00	39,227.00	0.00%
District Attorney	-	-	-	610.00	610.00	0.00%
FUND TOTAL	<u>\$ 16,926.00</u>	<u>\$ -</u>	<u>\$ 16,926.00</u>	<u>\$ 208,136.00</u>	<u>\$ 191,210.00</u>	<u>8.13%</u>
APPELLATE JUDICIAL SYSTEM (24300)						
Appeals Court	8,950.99	-	8,950.99	190,525.00	181,574.01	4.70%
FUND TOTAL	<u>\$ 8,950.99</u>	<u>\$ -</u>	<u>\$ 8,950.99</u>	<u>\$ 190,525.00</u>	<u>\$ 181,574.01</u>	<u>4.70%</u>
VEHICLE INVENTORY TAX (25100)						
Tax Assessor / Collector	6,734.07	9,237.82	15,971.89	1,592,214.00	1,576,242.11	1.00%
FUND TOTAL	<u>\$ 6,734.07</u>	<u>\$ 9,237.82</u>	<u>\$ 15,971.89</u>	<u>\$ 1,592,214.00</u>	<u>\$ 1,576,242.11</u>	<u>1.00%</u>
NON-DEBT CAPITAL (45100)						
County Administrator	-	-	-	23,660.00	23,660.00	0.00%
Non-Departmental	-	-	-	19,269,829.00	19,269,829.00	0.00%
Auditor	-	355.50	355.50	8,890.00	8,534.50	4.00%
Tax Assessor / Collector	12,351.60	23,224.33	35,575.93	65,760.00	30,184.07	54.10%
Information Technology	30,696.59	1,192,236.98	1,222,933.57	17,665,870.00	16,442,936.43	6.92%
Human Resources	-	-	-	3,000.00	3,000.00	0.00%
Facilities	6,239.17	29,462.68	35,701.85	667,000.00	631,298.15	5.35%
Sheriff	1,416.27	36,300.00	37,716.27	155,870.00	118,153.73	24.20%
Sheriff - Confinement	6,998.70	12,754.05	19,752.75	36,790.00	17,037.25	53.69%
Constable Precinct 2	-	-	-	5,780.00	5,780.00	0.00%
Constable Precinct 8	-	-	-	7,000.00	7,000.00	0.00%
Medical Examiner	-	141,812.30	141,812.30	670,730.00	528,917.70	21.14%
Fire Marshal	-	2,330.46	2,330.46	3,152.00	821.54	73.94%
Community Supervision	-	-	-	11,300.00	11,300.00	0.00%
Juvenile Services	-	-	-	1,594.00	1,594.00	0.00%
Buildings	10,339.30	87,276.07	97,615.37	36,050,193.00	35,952,577.63	0.27%
Criminal District Court 1	-	-	-	500.00	500.00	0.00%
371ST District Court	-	-	-	1,000.00	1,000.00	0.00%
396TH District Court	-	-	-	1,650.00	1,650.00	0.00%
Criminal Court Administration	-	-	-	11,000.00	11,000.00	0.00%
County Criminal Court 2	-	-	-	1,000.00	1,000.00	0.00%
County Criminal Court 9	-	-	-	1,000.00	1,000.00	0.00%
Probate Court 1	-	-	-	5,575.00	5,575.00	0.00%
Probate Court 2	-	-	-	1,400.00	1,400.00	0.00%
Justice of the Peace Pct 2	-	-	-	1,230.00	1,230.00	0.00%
Justice of the Peace Pct 5	-	-	-	7,525.00	7,525.00	0.00%
Justice of the Peace Pct 6	-	-	-	1,230.00	1,230.00	0.00%
Justice of the Peace Pct 7	-	3,303.38	3,303.38	4,892.00	1,588.62	67.53%
District Clerk	-	20,473.95	20,473.95	23,221.00	2,747.05	88.17%
County Clerk	318.78	-	318.78	71,741.00	71,422.22	0.44%
Domestic Relations	-	513.00	513.00	2,404.00	1,891.00	21.34%
Jury Services	-	-	-	42,865.00	42,865.00	0.00%

**TARRANT COUNTY, TEXAS
BUDGET REPORT
FOR THE ONE (1) MONTH ENDED 10/31/2018**

	<u>CURRENT MONTH EXPENDITURES</u>	<u>ENCUMBRANCES AND COMMITMENTS</u>	<u>TOTAL EXPENDITURES ENCUMBRANCES & COMMITMENTS</u>	<u>TOTAL BUDGET</u>	<u>UNEXPENDED BUDGET</u>	<u>% BUDGET USED</u>
NON-DEBT CAPITAL (45100) (cont'd)						
Courts / Judiciary	-	-	-	33,438.00	33,438.00	0.00%
Texas AgriLife Extension	-	876.96	876.96	1,500.00	623.04	58.46%
Veterans Services	-	1,204.63	1,204.63	1,344.00	139.37	89.63%
Commissioner Precinct 1	-	406,392.62	406,392.62	3,165,065.00	2,758,672.38	12.84%
Commissioner Precinct 2	-	245,196.00	245,196.00	856,982.00	611,786.00	28.61%
Commissioner Precinct 3	-	7,686.99	7,686.99	794,557.00	786,870.01	0.97%
Commissioner Precinct 4	-	-	-	245,000.00	245,000.00	0.00%
Transportation	-	678,228.15	678,228.15	2,004,510.00	1,326,281.85	33.84%
FUND TOTAL	<u>\$ 68,360.41</u>	<u>\$ 2,889,628.05</u>	<u>\$ 2,957,988.46</u>	<u>\$ 81,927,047.00</u>	<u>\$ 78,969,058.54</u>	<u>3.61%</u>
2006 BOND ELECTION-BUILDINGS (47600)						
Non-Departmental	-	-	-	617,943.00	617,943.00	0.00%
Buildings	-	77,488.00	77,488.00	37,001,166.00	36,923,678.00	0.21%
FUND TOTAL	<u>\$ -</u>	<u>\$ 77,488.00</u>	<u>\$ 77,488.00</u>	<u>\$ 37,619,109.00</u>	<u>\$ 37,541,621.00</u>	<u>0.21%</u>
2006 BOND ELECTION-TRANSPORTATION (47700)						
Non-Departmental	-	-	-	2,026,660.00	2,026,660.00	0.00%
Right of Way	-	-	-	550,000.00	550,000.00	0.00%
Transportation	-	-	-	33,443,445.00	33,443,445.00	0.00%
FUND TOTAL	<u>\$ -</u>	<u>\$ -</u>	<u>\$ -</u>	<u>\$ 36,020,105.00</u>	<u>\$ 36,020,105.00</u>	<u>0.00%</u>
RESOURCE CONNECTION (51100)						
Non-Departmental	-	-	-	680,247.00	680,247.00	0.00%
Resource Connection	149,055.88	599,738.40	748,794.28	3,658,495.00	2,909,700.72	20.47%
FUND TOTAL	<u>\$ 149,055.88</u>	<u>\$ 599,738.40</u>	<u>\$ 748,794.28</u>	<u>\$ 4,338,742.00</u>	<u>\$ 3,589,947.72</u>	<u>17.26%</u>
OIL & GAS ROYALTY (51200)						
Resource Connection	-	7,308.00	7,308.00	1,397,333.00	1,390,025.00	0.52%
FUND TOTAL	<u>\$ -</u>	<u>\$ 7,308.00</u>	<u>\$ 7,308.00</u>	<u>\$ 1,397,333.00</u>	<u>\$ 1,390,025.00</u>	<u>0.52%</u>
SELF INSURANCE (61500)						
Self Insurance	10,995.37	5,062.55	16,057.92	1,745,482.00	1,729,424.08	0.92%
FUND TOTAL	<u>\$ 10,995.37</u>	<u>\$ 5,062.55</u>	<u>\$ 16,057.92</u>	<u>\$ 1,745,482.00</u>	<u>\$ 1,729,424.08</u>	<u>0.92%</u>
WORKERS COMPENSATION (61900)						
Self Insurance	166,567.03	-	166,567.03	4,733,937.00	4,567,369.97	3.52%
FUND TOTAL	<u>\$ 166,567.03</u>	<u>\$ -</u>	<u>\$ 166,567.03</u>	<u>\$ 4,733,937.00</u>	<u>\$ 4,567,369.97</u>	<u>3.52%</u>
COUNTY CLERK PROFESSIONAL LIABILITY (62100)						
County Clerk	-	-	-	704,300.00	704,300.00	0.00%
FUND TOTAL	<u>\$ -</u>	<u>\$ -</u>	<u>\$ -</u>	<u>\$ 704,300.00</u>	<u>\$ 704,300.00</u>	<u>0.00%</u>
DISTRICT CLERK PROFESSIONAL LIABILITY (62200)						
District Clerk	-	-	-	556,500.00	556,500.00	0.00%
FUND TOTAL	<u>\$ -</u>	<u>\$ -</u>	<u>\$ -</u>	<u>\$ 556,500.00</u>	<u>\$ 556,500.00</u>	<u>0.00%</u>

**TARRANT COUNTY, TEXAS
BUDGET REPORT
FOR THE ONE (1) MONTH ENDED 10/31/2018**

	<u>CURRENT MONTH EXPENDITURES</u>	<u>ENCUMBRANCES AND COMMITMENTS</u>	<u>TOTAL EXPENDITURES ENCUMBRANCES & COMMITMENTS</u>	<u>TOTAL BUDGET</u>	<u>UNEXPENDED BUDGET</u>	<u>% BUDGET USED</u>
EMPLOYEE INSURANCE (65100)						
Non-Departmental	51,943.75	102,864.00	154,807.75	18,655,000.00	18,500,192.25	0.83%
Self Insurance	6,908,408.87	-	6,908,408.87	83,402,273.00	76,493,864.13	8.28%
FUND TOTAL	<u>\$ 6,960,352.62</u>	<u>\$ 102,864.00</u>	<u>\$ 7,063,216.62</u>	<u>\$ 102,057,273.00</u>	<u>\$ 94,994,056.38</u>	<u>6.92%</u>
DISTRICT ATTORNEY RESTITUTION COLLECTION FEE (D6200)						
District Attorney	-	-	-	31,536.00	31,536.00	0.00%
FUND TOTAL	<u>\$ -</u>	<u>\$ -</u>	<u>\$ -</u>	<u>\$ 31,536.00</u>	<u>\$ 31,536.00</u>	<u>0.00%</u>
CRIMINAL DISTRICT ATTORNEY STATE FORFEITURE (D8700)						
District Attorney	27,500.07	3,805.42	31,305.49	1,127,391.00	1,096,085.51	2.78%
FUND TOTAL	<u>\$ 27,500.07</u>	<u>\$ 3,805.42</u>	<u>\$ 31,305.49</u>	<u>\$ 1,127,391.00</u>	<u>\$ 1,096,085.51</u>	<u>2.78%</u>
CRIMINAL DISTRICT ATTORNEY FEDERAL FORFEITURE JUSTICE (D8800)						
District Attorney	-	-	-	89,574.00	89,574.00	0.00%
FUND TOTAL	<u>\$ -</u>	<u>\$ -</u>	<u>\$ -</u>	<u>\$ 89,574.00</u>	<u>\$ 89,574.00</u>	<u>0.00%</u>
CRIMINAL DISTRICT ATTORNEY FEDERAL FORFEITURE TREASURY (D8900)						
District Attorney	-	-	-	13,656.00	13,656.00	0.00%
FUND TOTAL	<u>\$ -</u>	<u>\$ -</u>	<u>\$ -</u>	<u>\$ 13,656.00</u>	<u>\$ 13,656.00</u>	<u>0.00%</u>
8TH ADMIN JUDICIAL REGION (G1100)						
8th Admin Judicial Region	9,930.88	-	9,930.88	118,000.00	108,069.12	8.42%
FUND TOTAL	<u>\$ 9,930.88</u>	<u>\$ -</u>	<u>\$ 9,930.88</u>	<u>\$ 118,000.00</u>	<u>\$ 108,069.12</u>	<u>8.42%</u>
SHERIFFS INMATE COMMISSARY (S8700)						
Sheriff - Confinement	78,519.62	48,105.14	126,624.76	5,113,126.00	4,986,501.24	2.48%
FUND TOTAL	<u>\$ 78,519.62</u>	<u>\$ 48,105.14</u>	<u>\$ 126,624.76</u>	<u>\$ 5,113,126.00</u>	<u>\$ 4,986,501.24</u>	<u>2.48%</u>
COMBINED NARCOTICS ENFORCEMENT TEAM (S9300)						
Sheriff	24,003.84	31,113.93	55,117.77	380,206.00	325,088.23	14.50%
FUND TOTAL	<u>\$ 24,003.84</u>	<u>\$ 31,113.93</u>	<u>\$ 55,117.77</u>	<u>\$ 380,206.00</u>	<u>\$ 325,088.23</u>	<u>14.50%</u>
SHERIFF FEDERAL FORFEITURE-TREASURY (S9500)						
Sheriff	-	60,875.04	60,875.04	203,114.00	142,238.96	29.97%
FUND TOTAL	<u>\$ -</u>	<u>\$ 60,875.04</u>	<u>\$ 60,875.04</u>	<u>\$ 203,114.00</u>	<u>\$ 142,238.96</u>	<u>29.97%</u>
SHERIFF DRUG FORFEITURE-NON DEA (S9600)						
Sheriff	3,695.30	-	3,695.30	115,029.00	111,333.70	3.21%
FUND TOTAL	<u>\$ 3,695.30</u>	<u>\$ -</u>	<u>\$ 3,695.30</u>	<u>\$ 115,029.00</u>	<u>\$ 111,333.70</u>	<u>3.21%</u>

**TARRANT COUNTY, TEXAS
BUDGET REPORT
FOR THE ONE (1) MONTH ENDED 10/31/2018**

	<u>CURRENT MONTH EXPENDITURES</u>	<u>ENCUMBRANCES AND COMMITMENTS</u>	<u>TOTAL EXPENDITURES ENCUMBRANCES & COMMITMENTS</u>	<u>TOTAL BUDGET</u>	<u>UNEXPENDED BUDGET</u>	<u>% BUDGET USED</u>
SHERIFF FEDERAL FORFEITURE-JUSTICE (S9700)						
Sheriff	432.95	-	432.95	157,989.00	157,556.05	0.27%
FUND TOTAL	<u>\$ 432.95</u>	<u>\$ -</u>	<u>\$ 432.95</u>	<u>\$ 157,989.00</u>	<u>\$ 157,556.05</u>	<u>0.27%</u>
PUBLIC HEALTH (T0400)						
T0400-2019 Public Health						
Buildings	-	1,548.00	1,548.00	160,193.00	158,645.00	0.97%
Public Health	1,011,941.39	394,429.93	1,406,371.32	13,969,820.00	12,563,448.68	10.07%
T0410-2019 Public Health - Cash Match						
Public Health	44,556.12	-	44,556.12	482,568.00	438,011.88	9.23%
T0420-2019 Public Health-Op Sub						
Public Health	4,309.36	-	4,309.36	1,270,000.00	1,265,690.64	0.34%
T0450-2019 Public Health 1115 Wavier						
Non-Departmental	549,000.00	-	549,000.00	17,865,347.00	17,316,347.00	3.07%
Public Health	198,156.89	64,194.86	262,351.75	5,082,378.00	4,820,026.25	5.16%
FUND TOTAL	<u>\$ 1,807,963.76</u>	<u>\$ 460,172.79</u>	<u>\$ 2,268,136.55</u>	<u>\$ 38,830,306.00</u>	<u>\$ 36,562,169.45</u>	<u>5.84%</u>
SECTION 125 FORFEITURES (T0500)						
Self Insurance	7.00	1,422.00	1,429.00	1,192,256.00	1,190,827.00	0.12%
FUND TOTAL	<u>\$ 7.00</u>	<u>\$ 1,422.00</u>	<u>\$ 1,429.00</u>	<u>\$ 1,192,256.00</u>	<u>\$ 1,190,827.00</u>	<u>0.12%</u>
CHILDREN'S HOME FUND (T0600)						
Juvenile Services	-	-	-	69,034.00	69,034.00	0.00%
FUND TOTAL	<u>\$ -</u>	<u>\$ -</u>	<u>\$ -</u>	<u>\$ 69,034.00</u>	<u>\$ 69,034.00</u>	<u>0.00%</u>
BAIL BOND BOARD (T0700)						
Non-Departmental	-	-	-	25,650.00	25,650.00	0.00%
FUND TOTAL	<u>\$ -</u>	<u>\$ -</u>	<u>\$ -</u>	<u>\$ 25,650.00</u>	<u>\$ 25,650.00</u>	<u>0.00%</u>
TDRPS - TITLE IVE (T0800)						
Child Protective Services	2,390.80	-	2,390.80	120,255.00	117,864.20	1.99%
FUND TOTAL	<u>\$ 2,390.80</u>	<u>\$ -</u>	<u>\$ 2,390.80</u>	<u>\$ 120,255.00</u>	<u>\$ 117,864.20</u>	<u>1.99%</u>
CONSTABLE FORFEITURE (T0900)						
Constable Precinct 7	-	-	-	6,087.00	6,087.00	0.00%
FUND TOTAL	<u>\$ -</u>	<u>\$ -</u>	<u>\$ -</u>	<u>\$ 6,087.00</u>	<u>\$ 6,087.00</u>	<u>0.00%</u>
CONSTABLE FORFEITURE - FEDERAL (T0970)						
Constable Precinct 7	-	-	-	557.00	557.00	0.00%
FUND TOTAL	<u>\$ -</u>	<u>\$ -</u>	<u>\$ -</u>	<u>\$ 557.00</u>	<u>\$ 557.00</u>	<u>0.00%</u>
JUVENILE PROBATION DISTRICT (T1000)						
Juvenile Services	789.03	-	789.03	225,761.00	224,971.97	0.35%
FUND TOTAL	<u>\$ 789.03</u>	<u>\$ -</u>	<u>\$ 789.03</u>	<u>\$ 225,761.00</u>	<u>\$ 224,971.97</u>	<u>0.35%</u>

**TARRANT COUNTY, TEXAS
BUDGET REPORT
FOR THE ONE (1) MONTH ENDED 10/31/2018**

	<u>CURRENT MONTH EXPENDITURES</u>	<u>ENCUMBRANCES AND COMMITMENTS</u>	<u>TOTAL EXPENDITURES ENCUMBRANCES & COMMITMENTS</u>	<u>TOTAL BUDGET</u>	<u>UNEXPENDED BUDGET</u>	<u>% BUDGET USED</u>
UNCLAIMED JUVENILE RESTITUTION (T1100)						
Juvenile Services	-	-	-	11,001.00	11,001.00	0.00%
FUND TOTAL	<u>\$ -</u>	<u>\$ -</u>	<u>\$ -</u>	<u>\$ 11,001.00</u>	<u>\$ 11,001.00</u>	<u>0.00%</u>
DEFERRED PROSECUTION (T1300)						
District Attorney	5,070.00	-	5,070.00	63,500.00	58,430.00	7.98%
FUND TOTAL	<u>\$ 5,070.00</u>	<u>\$ -</u>	<u>\$ 5,070.00</u>	<u>\$ 63,500.00</u>	<u>\$ 58,430.00</u>	<u>7.98%</u>
HISTORICAL COMMISSION (T2000)						
Historical Commission	-	-	-	5,942.00	5,942.00	0.00%
FUND TOTAL	<u>\$ -</u>	<u>\$ -</u>	<u>\$ -</u>	<u>\$ 5,942.00</u>	<u>\$ 5,942.00</u>	<u>0.00%</u>
HISTORICAL COMMISSION ARCHIVES (T2100)						
Historical Commission	-	-	-	12,970.00	12,970.00	0.00%
FUND TOTAL	<u>\$ -</u>	<u>\$ -</u>	<u>\$ -</u>	<u>\$ 12,970.00</u>	<u>\$ 12,970.00</u>	<u>0.00%</u>
CEMETERY FUND (T2300)						
Historical Commission	-	-	-	26,552.00	26,552.00	0.00%
FUND TOTAL	<u>\$ -</u>	<u>\$ -</u>	<u>\$ -</u>	<u>\$ 26,552.00</u>	<u>\$ 26,552.00</u>	<u>0.00%</u>
FIRE MARSHAL CODE (T2900)						
Fire Marshal	-	-	-	750.00	750.00	0.00%
FUND TOTAL	<u>\$ -</u>	<u>\$ -</u>	<u>\$ -</u>	<u>\$ 750.00</u>	<u>\$ 750.00</u>	<u>0.00%</u>
DISTRICT ATTORNEY JPS CONTRACT (T3000)						
District Attorney	13,175.35	-	13,175.35	472,879.00	459,703.65	2.79%
FUND TOTAL	<u>\$ 13,175.35</u>	<u>\$ -</u>	<u>\$ 13,175.35</u>	<u>\$ 472,879.00</u>	<u>\$ 459,703.65</u>	<u>2.79%</u>
EMERGENCY SERVICES DISTRICT (T3100)						
Fire Marshal	7,225.97	-	7,225.97	90,000.00	82,774.03	8.03%
FUND TOTAL	<u>\$ 7,225.97</u>	<u>\$ -</u>	<u>\$ 7,225.97</u>	<u>\$ 90,000.00</u>	<u>\$ 82,774.03</u>	<u>8.03%</u>
CSCD BOND SUPERVISION UNIT (T3300)						
Community Supervision	53,351.83	-	53,351.83	1,340,307.00	1,286,955.17	3.98%
FUND TOTAL	<u>\$ 53,351.83</u>	<u>\$ -</u>	<u>\$ 53,351.83</u>	<u>\$ 1,340,307.00</u>	<u>\$ 1,286,955.17</u>	<u>3.98%</u>
CRIMINAL COURTS DRUG PROGRAM (T3400)						
Criminal Court Administration	9,384.45	-	9,384.45	487,762.00	478,377.55	1.92%
FUND TOTAL	<u>\$ 9,384.45</u>	<u>\$ -</u>	<u>\$ 9,384.45</u>	<u>\$ 487,762.00</u>	<u>\$ 478,377.55</u>	<u>1.92%</u>
MEDICAL EXAMINER CONFERENCE (T3700)						
Medical Examiner	575.44	-	575.44	50,265.00	49,689.56	1.14%
FUND TOTAL	<u>\$ 575.44</u>	<u>\$ -</u>	<u>\$ 575.44</u>	<u>\$ 50,265.00</u>	<u>\$ 49,689.56</u>	<u>1.14%</u>

**TARRANT COUNTY, TEXAS
BUDGET REPORT
FOR THE ONE (1) MONTH ENDED 10/31/2018**

	<u>CURRENT MONTH EXPENDITURES</u>	<u>ENCUMBRANCES AND COMMITMENTS</u>	<u>TOTAL EXPENDITURES ENCUMBRANCES & COMMITMENTS</u>	<u>TOTAL BUDGET</u>	<u>UNEXPENDED BUDGET</u>	<u>% BUDGET USED</u>
PMC INSURED - 340B (T4100)						
Public Health	58,682.86	927,296.36	985,979.22	2,392,996.00	1,407,016.78	41.20%
FUND TOTAL	<u>\$ 58,682.86</u>	<u>\$ 927,296.36</u>	<u>\$ 985,979.22</u>	<u>\$ 2,392,996.00</u>	<u>\$ 1,407,016.78</u>	<u>41.20%</u>
MISCELLANEOUS DONATIONS - JUVENILE PROBATION (T5200)						
Juvenile Services	181.13	-	181.13	26,999.00	26,817.87	0.67%
FUND TOTAL	<u>\$ 181.13</u>	<u>\$ -</u>	<u>\$ 181.13</u>	<u>\$ 26,999.00</u>	<u>\$ 26,817.87</u>	<u>0.67%</u>
DONATIONS EMERGENCY MANAGEMENT (T5350)						
County Administrator	\$ -	-	-	2,220.00	2,220.00	0.00%
FUND TOTAL	<u>\$ -</u>	<u>\$ -</u>	<u>\$ -</u>	<u>\$ 2,220.00</u>	<u>\$ 2,220.00</u>	<u>0.00%</u>
MISCELLANEOUS DONATIONS - HUMAN SERVICES-TXU (T5600)						
Human Services	3,404.52	-	3,404.52	8,604.00	5,199.48	39.57%
FUND TOTAL	<u>\$ 3,404.52</u>	<u>\$ -</u>	<u>\$ 3,404.52</u>	<u>\$ 8,604.00</u>	<u>\$ 5,199.48</u>	<u>39.57%</u>
MISCELLANEOUS DONATIONS - HUMAN SERVICES-RELIANT (T5640)						
Human Services	1,142.98	-	1,142.98	33,015.00	31,872.02	3.46%
FUND TOTAL	<u>\$ 1,142.98</u>	<u>\$ -</u>	<u>\$ 1,142.98</u>	<u>\$ 33,015.00</u>	<u>\$ 31,872.02</u>	<u>3.46%</u>
MISCELLANEOUS DONATIONS - HUMAN SERVICES-CIRRO (T5642)						
Human Services	-	-	-	1,600.00	1,600.00	0.00%
FUND TOTAL	<u>\$ -</u>	<u>\$ -</u>	<u>\$ -</u>	<u>\$ 1,600.00</u>	<u>\$ 1,600.00</u>	<u>0.00%</u>
HUMAN SERVICES-STREAM (T5644)						
Human Services	-	-	-	79.00	79.00	0.00%
FUND TOTAL	<u>\$ -</u>	<u>\$ -</u>	<u>\$ -</u>	<u>\$ 79.00</u>	<u>\$ 79.00</u>	<u>0.00%</u>
HUMAN SERVICES-DIRECT ENERGY (T5646)						
Human Services	1,054.33	-	1,054.33	8,559.00	7,504.67	12.32%
FUND TOTAL	<u>\$ 1,054.33</u>	<u>\$ -</u>	<u>\$ 1,054.33</u>	<u>\$ 8,559.00</u>	<u>\$ 7,504.67</u>	<u>12.32%</u>
MISCELLANEOUS DONATIONS - CPS (T5700)						
Child Protective Services	1,807.04	-	1,807.04	80,887.00	79,079.96	2.23%
FUND TOTAL	<u>\$ 1,807.04</u>	<u>\$ -</u>	<u>\$ 1,807.04</u>	<u>\$ 80,887.00</u>	<u>\$ 79,079.96</u>	<u>2.23%</u>
MISCELLANEOUS DONATIONS - HEALTH DEPT (T5800)						
Public Health	-	-	-	32,231.00	32,231.00	0.00%
FUND TOTAL	<u>\$ -</u>	<u>\$ -</u>	<u>\$ -</u>	<u>\$ 32,231.00</u>	<u>\$ 32,231.00</u>	<u>0.00%</u>

**TARRANT COUNTY, TEXAS
BUDGET REPORT
FOR THE ONE (1) MONTH ENDED 10/31/2018**

	<u>CURRENT MONTH EXPENDITURES</u>	<u>ENCUMBRANCES AND COMMITMENTS</u>	<u>TOTAL EXPENDITURES ENCUMBRANCES & COMMITMENTS</u>	<u>TOTAL BUDGET</u>	<u>UNEXPENDED BUDGET</u>	<u>% BUDGET USED</u>
MISCELLANEOUS DONATIONS - VETERAN COURT PROGRAM (T5960)						
Veterans Diversion Court	-	-	-	42,207.00	42,207.00	0.00%
FUND TOTAL	<u>\$ -</u>	<u>\$ -</u>	<u>\$ -</u>	<u>\$ 42,207.00</u>	<u>\$ 42,207.00</u>	<u>0.00%</u>
MISCELLANEOUS DONATIONS - FAMILY COURT SERVICES (T6000)						
Information Technology	-	-	-	10,000.00	10,000.00	0.00%
Domestic Relations	-	-	-	6,601.00	6,601.00	0.00%
FUND TOTAL	<u>\$ -</u>	<u>\$ -</u>	<u>\$ -</u>	<u>\$ 16,601.00</u>	<u>\$ 16,601.00</u>	<u>0.00%</u>
MISCELLANEOUS DONATIONS - CRCG (T6100)						
Public Assistance	4,677.63	-	4,677.63	49,726.00	45,048.37	9.41%
FUND TOTAL	<u>\$ 4,677.63</u>	<u>\$ -</u>	<u>\$ 4,677.63</u>	<u>\$ 49,726.00</u>	<u>\$ 45,048.37</u>	<u>9.41%</u>
MISCELLANEOUS DONATIONS - LAW ENFORCEMENT (T6300)						
Sheriff	-	-	-	500.00	500.00	0.00%
FUND TOTAL	<u>\$ -</u>	<u>\$ -</u>	<u>\$ -</u>	<u>\$ 500.00</u>	<u>\$ 500.00</u>	<u>0.00%</u>
ATTF RENTAL ASSOC DONATION (T6500)						
Sheriff	-	-	-	269.00	269.00	0.00%
FUND TOTAL	<u>\$ -</u>	<u>\$ -</u>	<u>\$ -</u>	<u>\$ 269.00</u>	<u>\$ 269.00</u>	<u>0.00%</u>
SHERIFF'S EMPLOYEE RECOGNITION AND AWARD (T7000)						
Sheriff	-	-	-	402.00	402.00	0.00%
FUND TOTAL	<u>\$ -</u>	<u>\$ -</u>	<u>\$ -</u>	<u>\$ 402.00</u>	<u>\$ 402.00</u>	<u>0.00%</u>
CONTRACT ELECTIONS (T7100)						
Elections Administration	51,474.99	16,033.75	67,508.74	1,150,000.00	1,082,491.26	5.87%
FUND TOTAL	<u>\$ 51,474.99</u>	<u>\$ 16,033.75</u>	<u>\$ 67,508.74</u>	<u>\$ 1,150,000.00</u>	<u>\$ 1,082,491.26</u>	<u>5.87%</u>
ELECTIONS CHAPTER 19 (T7300)						
Elections Administration	-	-	-	50,000.00	50,000.00	0.00%
FUND TOTAL	<u>\$ -</u>	<u>\$ -</u>	<u>\$ -</u>	<u>\$ 50,000.00</u>	<u>\$ 50,000.00</u>	<u>0.00%</u>

