

COUNTY AUDITOR

**TARRANT COUNTY FINANCIAL STATEMENTS
FOR THE MONTH OF MAY 2015**



TARRANT COUNTY, TEXAS



TARRANT COUNTY

TARRANT COUNTY ADMINISTRATION BUILDING - ROOM 506

100 E. WEATHERFORD

FORT WORTH, TEXAS 76196-0103

817/884-1205

Fax 817/884-1104

S. RENEE TIDWELL, CPA
COUNTY AUDITOR
rtidwell@tarrantcounty.com

CRAIG MAXWELL
FIRST ASSISTANT COUNTY AUDITOR
cmaxwell@tarrantcounty.com

June 30, 2015

The Honorable District Judges
The Honorable Commissioners Court
Tarrant County, Texas

RE: County Auditor's May 2015 Financial Reports

I herewith submit the financial report of Tarrant County, Texas as of and for the eight months ending May 31, 2015.

If you have any questions concerning this report or the financial well-being of the County, please call.

Sincerely

S. Renée Tidwell, CPA
County Auditor

TARRANT COUNTY, TEXAS
COMBINED BALANCE SHEET
GOVERNMENTAL FUNDS
AS OF 5/31/2015

<u>COMBINED TOTAL</u>		<u>GENERAL</u>	<u>ROAD & BRIDGE</u>	<u>DEBT SERVICE</u>
ASSETS				
\$406,125,251.85	CASH AND INVESTMENTS	\$181,351,648.08	\$15,754,617.37	\$26,179,386.57
21,791,812.76	TAXES RECEIVABLE (NET)	19,538,430.49	7,405.00	2,245,977.27
8,065,467.91	OTHER RECEIVABLES (NET)	2,179,016.42	21,974.84	23,620.55
4,924,228.58	FEE OFFICE RECEIVABLE	4,924,228.58	0.00	0.00
8,892,688.08	DUE FROM OTHER FUNDS	8,892,688.08	0.00	0.00
1,620,000.00	LONG TERM RECEIVABLE - TCCC	1,620,000.00	0.00	0.00
1,672,411.92	PREPAID EXPENSES AND INVENTORY	788,017.63	760,593.80	0.00
<u>\$453,091,861.10</u>	TOTAL ASSETS	<u>\$219,294,029.28</u>	<u>\$16,544,591.01</u>	<u>\$28,448,984.39</u>
LIABILITIES				
\$6,771,509.88	ACCOUNTS PAYABLE	\$1,984,701.06	\$152,451.09	\$0.00
13,804,608.69	OTHER LIABILITIES	8,621,812.98	276,899.68	0.00
8,892,688.08	DUE TO OTHER FUNDS	0.00	0.00	0.00
2,945,153.78	UNEARNED REVENUE	0.00	0.00	0.00
32,413,960.43	TOTAL LIABILITIES	10,606,514.04	429,350.77	0.00
DEFERRED INFLOWS OF RESOURCES				
21,791,812.76	UNAVAILABLE REVENUE - PROPERTY TAXES	19,538,430.49	7,405.00	2,245,977.27
4,924,228.58	UNAVAILABLE REVENUE - FEE OFFICE	4,924,228.58	0.00	0.00
26,716,041.34	TOTAL DEFERRED INFLOWS OF RESOURCES	24,462,659.07	7,405.00	2,245,977.27
FUND BALANCE				
393,961,859.33	FUND BALANCE	184,224,856.17	16,107,835.24	26,203,007.12
393,961,859.33	TOTAL FUND BALANCE	184,224,856.17	16,107,835.24	26,203,007.12
<u>\$453,091,861.10</u>	TOTAL LIABILITIES, DEFERRED INFLOWS OF RESOURCES, AND FUND BALANCE	<u>\$219,294,029.28</u>	<u>\$16,544,591.01</u>	<u>\$28,448,984.39</u>

<u>CAPITAL PROJECTS</u>	<u>GRANT FUNDS</u>	<u>OTHER GOVERNMENTAL FUNDS</u>
\$134,473,931.94	\$8,806,234.59	\$39,559,433.30
0.00	0.00	0.00
226,190.44	4,496,831.61	1,117,834.05
0.00	0.00	0.00
0.00	0.00	0.00
0.00	0.00	0.00
0.00	81,895.63	41,904.86
<u>\$134,700,122.38</u>	<u>\$13,384,961.83</u>	<u>\$40,719,172.21</u>
\$3,385,492.98	\$788,123.52	\$460,741.23
6,339.00	1,037,354.75	3,862,202.28
0.00	8,614,329.78	278,358.30
0.00	2,945,153.78	0.00
<u>3,391,831.98</u>	<u>13,384,961.83</u>	<u>4,601,301.81</u>
0.00	0.00	0.00
0.00	0.00	0.00
0.00	0.00	0.00
<u>131,308,290.40</u>	<u>0.00</u>	<u>36,117,870.40</u>
<u>131,308,290.40</u>	<u>0.00</u>	<u>36,117,870.40</u>
<u>\$134,700,122.38</u>	<u>\$13,384,961.83</u>	<u>\$40,719,172.21</u>

TARRANT COUNTY, TEXAS
COMBINED STATEMENT OF REVENUES AND EXPENDITURES
AND CHANGES IN FUND BALANCE
GOVERNMENTAL FUNDS
FOR THE EIGHT (8) MONTHS ENDED 5/31/2015

<u>COMBINED TOTAL</u>		<u>GENERAL</u>	<u>ROAD & BRIDGE</u>	<u>DEBT SERVICE</u>
	REVENUES:			
\$337,356,155.05	TAXES, LICENSES AND PERMITS	\$304,427,264.43	\$670.55	\$32,887,283.39
61,639,435.86	FEES OF OFFICE	43,944,659.97	10,646,280.00	0.00
4,105,022.09	FINES	4,105,022.09	0.00	0.00
79,286,244.79	INTERGOVERNMENTAL	13,191,039.01	30,551.83	0.00
714,165.23	INVESTMENT INCOME	353,397.16	25,444.24	24,826.51
<u>9,202,848.12</u>	MISCELLANEOUS	<u>4,519,422.36</u>	<u>1,831,128.79</u>	<u>0.00</u>
492,303,871.14	TOTAL REVENUES	370,540,805.02	12,534,075.41	32,912,109.90
	EXPENDITURES:			
	CURRENT:			
74,371,782.45	GENERAL GOVERNMENT	64,857,957.45	2,080,504.86	0.00
80,975,613.17	PUBLIC SAFETY	77,762,892.09	0.00	0.00
103,281,056.48	JUDICIAL	93,885,456.13	0.00	0.00
51,776,099.17	COMMUNITY SERVICES	3,603,905.15	0.00	0.00
14,017,830.54	TRANSPORTATION	0.00	13,258,046.33	0.00
39,510,546.66	CAPITAL/CONSTRUCTION	0.00	0.00	0.00
<u>7,821,206.25</u>	DEBT SERVICE	<u>0.00</u>	<u>0.00</u>	<u>7,821,206.25</u>
<u>371,754,134.72</u>	TOTAL EXPENDITURES	<u>240,110,210.82</u>	<u>15,338,551.19</u>	<u>7,821,206.25</u>
120,549,736.42	EXCESS (DEFICIT) OF REVENUES OVER EXPENDITURES	130,430,594.20	(2,804,475.78)	25,090,903.65
	OTHER FINANCING SOURCES (USES):			
26,329,227.02	OPERATING TRANSFERS IN	437,446.94	2,635,909.36	0.00
<u>(26,329,227.02)</u>	OPERATING TRANSFERS OUT	<u>(25,586,540.14)</u>	<u>0.00</u>	<u>0.00</u>
120,549,736.42	EXCESS (DEFICIT) OF REVENUES AND OPERATING TRANSFERS OVER EXPENDITURES	105,281,501.00	(168,566.42)	25,090,903.65
	FUND BALANCES:			
<u>273,412,122.91</u>	BEGINNING OF PERIOD	<u>78,943,355.17</u>	<u>16,276,401.66</u>	<u>1,112,103.47</u>
<u>\$393,961,859.33</u>	END OF PERIOD	<u>\$184,224,856.17</u>	<u>\$16,107,835.24</u>	<u>\$26,203,007.12</u>

<u>CAPITAL PROJECTS</u>	<u>GRANT FUNDS</u>	<u>OTHER GOVERNMENTAL FUNDS</u>
\$0.00	\$0.00	40,936.68
0.00	664,138.76	6,384,357.13
0.00	0.00	0.00
300,664.72	46,948,659.71	18,815,329.52
242,320.36	13,738.53	54,438.43
<u>328,291.42</u>	<u>252,833.36</u>	<u>2,271,172.19</u>
871,276.50	47,879,370.36	27,566,233.95
0.00	1,441,987.45	5,991,332.69
0.00	2,102,803.13	1,109,917.95
0.00	7,209,103.54	2,186,496.81
0.00	34,582,021.47	13,590,172.55
0.00	759,784.21	0.00
37,089,384.34	1,783,670.56	637,491.76
<u>0.00</u>	<u>0.00</u>	<u>0.00</u>
<u>37,089,384.34</u>	<u>47,879,370.36</u>	<u>23,515,411.76</u>
(36,218,107.84)	0.00	4,050,822.19
22,369,778.68	305,239.94	580,852.10
<u>0.00</u>	<u>(305,239.94)</u>	<u>(437,446.94)</u>
(13,848,329.16)	0.00	4,194,227.35
<u>145,156,619.56</u>	<u>0.00</u>	<u>31,923,643.05</u>
<u>\$131,308,290.40</u>	<u>\$0.00</u>	<u>\$36,117,870.40</u>

**TARRANT COUNTY, TEXAS
STATEMENT OF NET ASSETS
PROPRIETARY FUNDS
AS OF 5/31/2015**

<u>COMBINED TOTAL</u>		<u>ENTERPRISE</u>	<u>INTERNAL SERVICE</u>
ASSETS			
\$27,114,996.95	CASH AND INVESTMENTS	\$1,838,500.34	\$25,276,496.61
41,446.35	OTHER RECEIVABLES (NET)	22,030.86	19,415.49
162,121.71	PREPAID EXPENSES AND INVENTORY	5,121.71	157,000.00
<u>4,337,765.01</u>	FIXED ASSETS (NET)	<u>4,337,765.01</u>	<u>0.00</u>
<u>\$31,656,330.02</u>	TOTAL ASSETS	<u>\$6,203,417.92</u>	<u>\$25,452,912.10</u>
LIABILITIES AND NET ASSETS			
LIABILITIES:			
\$1,554,683.87	ACCOUNTS PAYABLE	\$72,490.60	\$1,482,193.27
11,560,488.47	OTHER LIABILITIES	16,860.55	11,543,627.92
113,198.95	UNEARNED REVENUE	66,260.03	46,938.92
<u>133,740.37</u>	COMPENSATED ABSENCES	<u>133,740.37</u>	<u>0.00</u>
13,362,111.66	TOTAL LIABILITIES	289,351.55	13,072,760.11
NET ASSETS:			
<u>18,294,218.36</u>	NET ASSETS	<u>5,914,066.37</u>	<u>12,380,151.99</u>
<u>18,294,218.36</u>	TOTAL NET ASSETS	<u>5,914,066.37</u>	<u>12,380,151.99</u>
<u>\$31,656,330.02</u>	TOTAL LIABILITIES AND NET ASSETS	<u>\$6,203,417.92</u>	<u>\$25,452,912.10</u>

**TARRANT COUNTY, TEXAS
 COMBINED STATEMENT OF REVENUES, EXPENSES
 AND CHANGES IN FUND NET ASSETS
 PROPRIETARY FUNDS
 FOR THE EIGHT (8) MONTHS ENDED 5/31/2015**

COMBINED TOTAL		ENTERPRISE	INTERNAL SERVICE
	OPERATING REVENUES:		
\$2,015,738.46	BUILDING RENTALS	\$2,015,738.46	\$0.00
12,438,740.29	USER FEES	0.00	12,438,740.29
36,221,795.44	COUNTY CONTRIBUTIONS	0.00	36,221,795.44
2,306,373.11	OTHER REVENUES	148,154.28	2,158,218.83
52,982,647.30	TOTAL OPERATING REVENUES	2,163,892.74	50,818,754.56
	OPERATING EXPENSES:		
736,734.23	PERSONNEL	736,734.23	0.00
1,412,128.80	BUILDING AND EQUIPMENT	1,367,357.01	44,771.79
247,072.27	DEPRECIATION AND AMORTIZATION	247,072.27	0.00
40,353,755.06	SELF INSURANCE CLAIMS	0.00	40,353,755.06
4,107,829.96	INSURANCE PREMIUMS	28,698.73	4,079,131.23
2,084,967.13	ADMINISTRATION	0.00	2,084,967.13
1,062,760.24	OTHER EXPENSES	78,048.15	984,712.09
50,005,247.69	TOTAL OPERATING EXPENSES	2,457,910.39	47,547,337.30
2,977,399.61	OPERATING INCOME (LOSS)	(294,017.65)	3,271,417.26
	NON-OPERATING REVENUE (EXPENSE):		
40,131.52	INTEREST INCOME	3,097.58	37,033.94
3,017,531.13	NET INCOME (LOSS) BEFORE TRANSFERS	(290,920.07)	3,308,451.20
	OPERATING TRANSFERS:		
0.00	OPERATING TRANSFERS IN	0.00	0.00
0.00	OPERATING TRANSFERS OUT	0.00	0.00
3,017,531.13	NET INCOME (LOSS)	(290,920.07)	3,308,451.20
	NET ASSETS:		
15,276,687.23	BEGINNING OF PERIOD	6,204,986.44	9,071,700.79
\$18,294,218.36	END OF PERIOD	\$5,914,066.37	\$12,380,151.99

**TARRANT COUNTY, TEXAS
COMBINED BALANCE SHEET
AGENCY FUNDS
AS OF 5/31/2015**

<u>COMBINED TOTAL</u>		<u>PAYROLL CLEARING</u>	<u>FEE OFFICE</u>
ASSETS			
\$38,869,693.42	CASH AND INVESTMENTS	\$7,026,175.22	\$31,843,518.20
69,477.61	OTHER RECEIVABLES	69,477.61	0.00
1,676.69	FEE OFFICE RECEIVABLE	0.00	1,676.69
<u>59,187,285.43</u>	RESTRICTED ASSETS	<u>0.00</u>	<u>59,187,285.43</u>
<u>\$98,128,133.15</u>	TOTAL ASSETS	<u>\$7,095,652.83</u>	<u>\$91,032,480.32</u>
LIABILITIES AND FUND BALANCE			
\$5,669.38	ACCOUNTS PAYABLE	\$5,169.38	\$500.00
<u>98,122,463.77</u>	OTHER LIABILITIES	<u>7,090,483.45</u>	<u>91,031,980.32</u>
<u>\$98,128,133.15</u>	TOTAL LIABILITIES AND FUND BALANCE	<u>\$7,095,652.83</u>	<u>\$91,032,480.32</u>

TARRANT COUNTY, TEXAS
NOTES TO COMBINED FINANCIAL STATEMENTS
FOR THE EIGHT (8) MONTHS ENDED 5/31/2015

I. SUMMARY OF SIGNIFICANT ACCOUNTING POLICIES:

Reporting Entity

The accompanying financial statements reflect the funds and accounts of the financial reporting entity Tarrant County, Texas (the "County"), as of May 2015 and for the eight months then ended. Other components of the County not included in the accompanying financial statements include, Tarrant County Hospital District, Tarrant County Mental Health and Mental Retardation Services, Tarrant County Industrial Development Corporation, Tarrant County Health Facilities Development Corporation, Tarrant County Cultural Education Facilities Finance Corporation, and Tarrant County Housing Financing Corporation. These components are technically a part of the "reporting entity" because of the budgetary oversight responsibility by the Commissioners' Court of Tarrant County. These components however are unrelated to the financial condition and results of operations of the County, and have been excluded from the accompanying financial statements. Separate financial statements of these entities are available upon request.

Revenue Recognition

Revenue is generally recognized on the modified accrual basis. Under this method of accounting, revenues are recognized when susceptible to accrual, i.e., both measurable and available. The primary revenue sources susceptible to accrual are property taxes, fines and fees due to fee offices which are recognized as unavailable revenue until cash is received. Other sources are generally not measurable until received in cash.

Expenditure Recognition

Expenditures are recorded when incurred. Expenditures for principal and interest on long-term debt are recorded when due. The accrual basis of accounting is utilized in the proprietary funds. Encumbrances are not included as expenditures.

Budget Basis Reporting

The budget is prepared utilizing a modified cash basis of accounting, with adjustments for encumbrances, as allowed by state statutes. Budget basis information is presented in the accompanying "Budgetary Information" section at a summary level. Budget information at the legal level of control is available upon request.

Investment Income Allocation

To maximize investment earnings on "idle" cash and cash equivalents, a "pooled cash" concept is utilized. Under this concept nearly all deposits are maintained in the same bank account and are invested on a daily basis. Generally, interest earnings are allocated to each fund based on the funds relative percentage of the total pool.

Compensated Absences

Accumulated unpaid vacation leave and vested sick pay have been recorded in the Enterprise Fund for the Resource Connection. An additional amount has been accrued for salary related payments associated with the payment of compensated absences. The amount of compensated absences for the remaining governmental funds is \$41,839,926 which is reported in the comprehensive annual financial report.

Incurred But Not Reported

Included in the "Other Liabilities" of the Internal Service fund's Employee Benefits is \$2,800,000 of incurred but not reported medical and drug claims.

TARRANT COUNTY, TEXAS
NOTES TO COMBINED FINANCIAL STATEMENTS
FOR THE EIGHT (8) MONTHS ENDED 5/31/2015

II. BASIS OF PRESENTATION:

The accounts of the County are organized and operated on the basis of funds, each of which is considered a separate accounting entity. Government resources are allocated to and accounted for in individual funds based on the purpose for which they are to be spent and the means by which spending activities are controlled.

Funds are classified into three categories: Governmental, Proprietary and Fiduciary. Each category is divided into separate fund types. The following fund types are used by the County.

Governmental Funds: Used to account for all or most of a government's general activity.

General Fund – used to account for the general operations of the County.

Road and Bridge Fund – used to account for the collection and expenditure of those monies designated to be spent for acquisition, construction and maintenance of county roads and bridges.

Debt Service Fund – used to account for accumulation of resources and for the payment of general long-term debt principal, interest, and related costs.

Capital Projects Funds – used to account for financial resources to be used for the acquisition and/or construction of major capital facilities.

Grant Funds – used to account for the activities conducted under the many grant agreements between the County and various state and federal organizations.

Other Governmental Funds – used to account for specific revenue sources which are legally restricted to expenditures for specified purposes.

Proprietary Funds: Used to account for operations that are financed in a manner similar to those in the private sector, where the determination of net income is appropriate for sound financial administration.

Enterprise Fund – used to account for operations that are financed and operated in a manner similar to private enterprise where the County's intent is to provide goods or services to the public on a continuing basis financed primarily through user charges. The County operates two enterprise funds, the Resource Connection and Oil and Gas Royalty.

Internal Service Funds – used to account for the various self-insurance activities for the County.

Fiduciary Funds: Used to account for assets held by the County in a trustee or agency capacity for others and therefore cannot be used to support the government's own programs. The County has two fiduciary agency funds: Payroll Clearing and Fee Office funds. The Fee Office fund accounts for monies still in the custody of the fee officers. It includes tax collections in behalf of other taxing jurisdictions and restricted assets of court ordered trust funds administered by the County Clerk and District Clerk.

**TARRANT COUNTY, TEXAS
NOTES TO COMBINED FINANCIAL STATEMENTS
FOR THE EIGHT (8) MONTHS ENDED 5/31/2015**

III. NEGATIVE CASH BALANCES:

The following funds have negative cash balances at the balance sheet date. This occurs when expenditures exceed revenue collection. The General Fund has advanced money to these Funds thereby, allowing for continued operation of the related programs. These advances by the General Fund have been reflected in the accompanying combined balance sheet as Due from other funds. The advances also represent a loss of investment earnings to the General Fund and are not a reimbursable item by the grantor under reimbursing grant agreements.

Most negative cash balances arise in the County's reimbursing grant programs. These programs require the payment of expenditures prior to the reimbursement by the grantor. These cash deficits have existed for years and do not create any major concerns. However, this information is helpful to the reader of the financial statements to provide a fuller understanding of the details of County operations.

<u>FUND</u>	<u>DEFICIT</u>
F0025 DHHS-RYAN WHITE TITLE IV PART D - WIC	\$ 75,575.74
F0027 RYAN WHITE PART C - OUTPATIENT EIS PROGRAM	129,242.10
F0028 RYAN WHITE HIV/AIDS TREATMENT MODERNIZATION ACT	216,414.07
F0032 RYAN WHITE PART B	463,975.58
F0033 SURVEILLANCE	17,937.22
F0035 HIV PREVENTION	69,038.70
F0037 HIV / H.O.P.W.A.	17,495.21
F0038 STD/HIV OPER	210,531.45
F0042 BIOTERRORISM PREPAREDNESS - LAB	29,000.30
F0043 BIOTERRORISM FORMULA	157,442.71
F0044 DSHS-C.R.I - CITIES READINESS INITIATIVE	47,577.36
F0045 TB/PC-TB CONTROL & PREVENTION (CLINIC)	110,849.81
F0046 TUBERCULOSIS - PREVENTION AND CONTROL	187,065.29
F0047 REFUGEE HEALTH	277,875.65
F0051 IMMUNIZATIONS	197,398.71
F0060 WIC CARD PARTICIPATION	1,242,772.09
F0062 ESSENTIAL HEALTH SERVICES OF PUBLIC HEALTH PRACTICE	58,765.58
F0067 COMMUNITY PREPAREDNESS BIOTERRORISM DISCRETIONARY	687.86
F0073 FOODBORNE ILLNESS SURVEILLANCE & INVESTIGATION	28,537.78
F0090 COMMUNITY PARTNERSHIPS FOR HEALTHY MOTHER AND CHILD	838.68
F0093 NURSE FAMILY PARTNERSHIP GRANT	41,455.46
F0095 CDC-UNTHSC-TUBERCULOSIS EPIDEMIOLOGIC RESEARCH	7,706.07
F0400 TDFPS-COMMUNITY YOUTH DEVELOPMENT	24,864.87
G0008 CJD - FAMILY DRUG COURT	10,621.77
G0012 VETERANS COURT PROGRAM	36,166.78
G0017 CJD-FIREARM/TOOLMARK EXAMINATION ENHANCEMENT PROJECT	4,920.54
G0018 CJD-REACHING INDEPENDENCE THROUGH SELF EMPOWER	28,075.11

**TARRANT COUNTY, TEXAS
NOTES TO COMBINED FINANCIAL STATEMENTS
FOR THE EIGHT (8) MONTHS ENDED 5/31/2015**

III. NEGATIVE CASH BALANCES (CONT'D):

<u>FUND</u>	<u>DEFICIT</u>
G0061 LIFESKILLS TRAINING	13,066.66
G0062 FIRST OFFENDER PROGRAM	16,128.00
G0065 VICTIMS ASSISTANCE GRANT-VOCA	14,743.01
G0081 VAWA - PROTECTIVE ORDER UNIT	20,999.28
G0082 CJD-DA BILINGUAL VICTIM ASSISTANCE COORDINATOR	16,091.16
G0084 D.I.R.E.C.T. PROGRAM	34,982.69
G0085 MENTAL HEALTH DIVERSION COURT PROGRAM	15,718.53
G0089 FELONY ALCOHOL INTERVENTION PROGRAM (CJD)	23,019.68
H0001 COMMUNITY DEVELOPMENT SALARY ALLOCATION FUND	10,134.11
H0041 HOME ADMINISTRATIVE FUNDS	248,024.10
H0042 COMMUNITY DEVELOPMENT BLOCK GRANT ADMIN	1,254,841.41
H0045 NEIGHBORHOOD STABILIZATION PROGRAM	1,107.06
H0061 HOUSING OPPORTUNITIES FOR PERSONS WITH AIDS (HOPWA)	48,163.30
H0071 EMERGENCY SHELTER PROGRAM	37,320.41
H0500 SUPPORTIVE HOUSING PROGRAM	240,539.20
L0013 OJP-DOJ-NIJ-FORENSIC DNA BACKLOG REDUCTION GRANT	8,700.09
L0016 CSCD HONEST OPPORTUNITY PROBATION W/ ENFORCEMENT	31,646.52
M0008 CITY OF FORT WORTH-JAG (MENTAL HEALTH LIAISON)	4,105.44
M0010 ADULT DRUG COURT- JAG	5,410.67
M0014 ACCESS AND VISITATION GRANT	9,500.00
M0022 AUTO LEFT TASK FORCE	16,908.16
M0040 HOMELAND SECURITY GRANT PROGRAM	73,456.58
M0044 TXDOT COURTESY PATROL PROGRAM	531,372.06
M0046 INTERNET CRIMES AGAINST CHILDREN	8,500.00
M0048 BILINGUAL VICTIMS ASSISTANCE COORDINATOR	5,206.07
M0058 TC 9-1-1 DISTRICT - PUBLIC SAFETY ANSWERING POINTS	7,559.49
M0066 TXDOT-TRAFFIC SAFETY FOR EXPANSION OF THE DWI NO REFUSAL	19,100.00
M0074 INTELECTUAL AND DEVLPMNT DISABILITIES NEEDS DIRECTOR	25,536.74
M0201 TRANSPORTATION INFRASTRUCTURE - MORRIS DIDO	33,460.91
M0205 TRANSPORTATION INFRASTRUCTURE - LEVY CO LINE RD	170,666.31
M0206 TRANSPORTATION INFRASTRUCTURE - WILSON ROAD	62,783.30
M0208 TRANSPORTATION INFRASTRUCTURE - SILVER CREEK AZLE RD	43,409.21
P0011 STATE FINANCIAL ASSISTANCE FUND	117,989.64
P0016 TJJD-SPECIAL NEEDS DIVERSIONARY PROGRAM	45,023.23
P0027 TJJD-JJAEP	513,685.98
R0013 HUD SECTION 8 HOUSING VOUCHERS	1,143,305.67
R0017 VETERANS AFFAIRS SUPPORTIVE HOUSING	12,138.75
R0025 FAMILY SELF SUFFICIENCY	30,070.22
R0032 SHELTER PLUS CARE	4,247.65
W0042 EMERGENCY FOOD AND SHELTER PROGRAM	2,836.00
SUB-TOTAL GRANTS	<u>8,614,329.78</u>
23100 GUARDIANSHIP	7,006.27
G1100 8TH ADMINISTRATIVE JUDICIAL REGION	6,426.65
T3000 JPS CORRECTIONAL HEALTH ADMIN	72,363.13
T3100 TC EMERGENCY SERVICES DISTRICT #1	7,362.46
T3300 CSCD BOND SUPERVISION UNIT	60,617.08
T7100 CONTRACT ELECTIONS	119,186.49
T7300 ELECTIONS CHAPTER 19	5,396.22
	<u>\$ 8,892,688.08</u>

**TARRANT COUNTY, TEXAS
 NOTES TO COMBINED FINANCIAL STATEMENTS
 FOR THE EIGHT (8) MONTHS ENDED 5/31/2015**

IV. CAPITAL ASSETS:

A summary of the Governmental Funds' capital assets follows:

	<u>Balance</u> <u>October 1, 2014</u>	<u>Additions</u>	<u>Disposals/ Adjustments</u>	<u>Balance</u> <u>May 31, 2015</u>
Land and land improvements	\$ 53,976,030.41		\$ (2,556.40)	\$ 53,973,474.01
Building and improvements	386,202,340.51	\$ 10,209,691.05	71,852,353.89	468,264,385.45
Construction in progress	85,320,983.81	4,441,679.20	(73,295,679.89)	16,466,983.12
Fixed equipment	115,908,143.03	6,681,128.28	(1,150,908.93)	121,438,362.38
Infrastructure	104,433,157.04			104,433,157.04
	<u>\$ 745,840,654.80</u>	<u>\$ 21,332,498.53</u>	<u>\$ (2,596,791.33)</u>	<u>\$ 764,576,362.00</u>

V. SCHEDULE OF OUTSTANDING BONDED DEBT:

	<u>AMOUNT</u>	<u>INTEREST RATES</u>
2005 - Limited Tax Refunding Bonds	\$ 8,055,000	5.00%
2006 - General Obligation	57,290,000	4.50% to 5.00%
2007 - General Obligation	39,420,000	5.00% to 5.25%
2008 - General Obligation	83,690,000	4.00% to 5.00%
2010 - Limited Tax Refunding & Improvement Bonds	59,085,000	4.00% to 5.00%
2013 - Limited Tax Refunding & Improvement Bonds	70,280,000	2.00% to 5.00%
Total Outstanding Bonded Debt	<u>\$ 317,820,000</u>	

Arbitrage provisions of the Internal Revenue Tax Act of 1986 require the County to rebate excess arbitrage earnings from bond proceeds to the federal government. This amount was estimated to be \$6,339.00 as of September 30, 2014.

VI. FEE OFFICE FINANCIAL STATUS:

These financial statements reflect financial balances as of the date indicated below for the fee offices of the County:

<u>OFFICE</u>	<u>AS OF</u>	<u>OFFICE</u>	<u>AS OF</u>
Tax Assessor/Collector	April 30, 2015	Child Support	April 30, 2015
County Clerk	April 30, 2015	Child Support – Trust	April 30, 2015
Sheriff	April 30, 2015	Justice of Peace 1	April 30, 2015
Constable 1	April 30, 2015	Justice of Peace 2	April 30, 2015
Constable 2	April 30, 2015	Justice of Peace 3	April 30, 2015
Constable 3	April 30, 2015	Justice of Peace 4	April 30, 2015
Constable 4	April 30, 2015	Justice of Peace 5	April 30, 2015
Constable 5	April 30, 2015	Justice of Peace 6	April 30, 2015
Constable 6	April 30, 2015	Justice of Peace 7	April 30, 2015
Constable 7	April 30, 2015	Justice of Peace 8	April 30, 2015
Constable 8	April 30, 2015	Community Supervision	
District Attorney	April 30, 2015	& Corrections	April 30, 2015
District Clerk	April 30, 2015	Domestic Relations	April 30, 2015

TARRANT COUNTY, TEXAS
NOTES TO COMBINED FINANCIAL STATEMENTS
FOR THE EIGHT (8) MONTHS ENDED 5/31/2015

VII. CONTINGENCIES:

The County is self-insured for workers' compensation, automobile bodily injury and property damage, comprehensive general liability and all self-insured retentions for existing policies. At May 31, 2015, \$8,727,456 has been accrued, based on an actuarial assessment, to provide for potential losses resulting from pending or threatened litigation, asserted claims and claims incurred but not reported.

VIII. INVESTMENTS:

All investment securities are purchased on the basis of "Delivery vs. Payment" and are held at JPMorgan Chase Bank – New York by the Safekeeping Department in a segregated account in the name of Tarrant County. "Delivery vs. Payment" means that the County's money is not released until the securities are delivered to the Safekeeping Department.

All securities held and transactions executed during the period conform to the requirements of the Government Code Section 2256, The Public Funds Investment Act, and the Tarrant County Investment Policy, as adopted by the Commissioners Court on November 25, 2014.

<u>DESCRIPTION</u>	<u>PAR</u>	<u>PURCHASE DATE</u>	<u>MATURITY DATE</u>	<u>BOOK VALUE</u>	<u>MARKET VALUE</u>
FHLMC 0.70% one time call 2/24/16	\$ 10,000,000	2/24/2015	2/24/217	\$ 10,012,847	\$ 10,012,847
			Average Rate		
JPMorgan Chase Savings			0.30%	171,080,097	171,080,097
JPMorgan Chase Savings II			0.30%	30,242,544	30,242,544
JPMorgan Chase Checking			0.30%	91,003,558	91,003,558
Lone Star Investment Pool			0.07%	47,263,299	47,263,299
TexStar Investment Pool			0.06%	45,164,843	45,164,843
TexPool Investment Pool			0.06%	<u>50,161,197</u>	<u>50,161,197</u>
TOTAL INVESTMENTS				<u><u>\$ 444,928,385</u></u>	<u><u>\$ 444,928,385</u></u>

Governmental Accounting Standards Board (GASB) Statement 31 requires that the book value of securities reflect the current market value. The book value of the securities listed above has been decreased by \$1,578 to reflect the current market value at May 31, 2015.

**TARRANT COUNTY, TEXAS
CAPITAL PROJECT FUNDS
FUND DESCRIPTIONS**

FUND 451 - NON-DEBT CAPITAL FUND

This fund was established to account for capital acquisitions funded from County auction proceeds, operating transfers from general fund, gas signing bonuses and gas royalties.

FUND 475 – 1998 BOND ELECTION FUND

This fund was established to account for the expenditure of the proceeds of General Obligation Bonds issued to fund capital acquisitions originally approved by the voters, primarily for the construction of the law center.

FUND 476 – 2006 BOND ELECTION FUND

This fund was established to account for the expenditure of the proceeds of General Obligation Bonds issued to fund capital acquisitions originally approved by the voters.

FUND 477 – 2006 BOND ELECTION-TRANSPORTATION FUND

This fund was established to account for the expenditure of the proceeds of General Obligation Bonds issued to fund transportation projects originally approved by the voters.

**TARRANT COUNTY, TEXAS
COMBINING BALANCE SHEET
CAPITAL PROJECTS FUNDS
AS OF 5/31/2015**

<u>COMBINED TOTAL</u>		<u>NON-DEBT CAPITAL</u>	<u>1998 BOND ELECTION</u>	<u>2006 BOND ELECTION</u>
ASSETS				
\$134,473,931.94	CASH AND INVESTMENTS	\$54,246,726.33	\$60,177.44	\$21,348,690.39
226,190.44	OTHER RECEIVABLES	226,190.44	0.00	0.00
0.00	PREPAID EXPENSE	0.00	0.00	0.00
<u>\$134,700,122.38</u>	TOTAL ASSETS	<u>\$54,472,916.77</u>	<u>\$60,177.44</u>	<u>\$21,348,690.39</u>
LIABILITIES AND FUND BALANCE				
LIABILITIES:				
\$3,385,492.98	ACCOUNTS PAYABLE	\$1,543,390.04	\$0.00	\$1,842,102.94
6,339.00	OTHER LIABILITIES	6,339.00	0.00	0.00
3,391,831.98	TOTAL LIABILITIES	1,549,729.04	0.00	1,842,102.94
FUND BALANCE :				
<u>131,308,290.40</u>	FUND BALANCE	<u>52,923,187.73</u>	<u>60,177.44</u>	<u>19,506,587.45</u>
<u>\$134,700,122.38</u>	TOTAL LIABILITIES AND FUND BALANCE	<u>\$54,472,916.77</u>	<u>\$60,177.44</u>	<u>\$21,348,690.39</u>

**2006
BOND ELECTION
TRANSPORTATION**

\$58,818,337.78
0.00
0.00

\$58,818,337.78

\$0.00
0.00

0.00

58,818,337.78

\$58,818,337.78

TARRANT COUNTY, TEXAS
COMBINING STATEMENT OF REVENUES AND EXPENDITURES
AND CHANGES IN FUND BALANCE
CAPITAL PROJECTS FUNDS
FOR THE EIGHT (8) MONTHS ENDED 5/31/2015

<u>COMBINED TOTAL</u>		<u>NON-DEBT CAPITAL</u>	<u>1998 BOND ELECTION</u>	<u>2006 BOND ELECTION</u>
REVENUES:				
\$300,664.72	INTERGOVERNMENTAL	\$300,664.72	\$0.00	\$0.00
242,320.36	INVESTMENT INCOME	87,106.68	0.00	46,615.38
<u>328,291.42</u>	MISCELLANEOUS	<u>328,291.42</u>	<u>0.00</u>	<u>0.00</u>
871,276.50	TOTAL REVENUES	716,062.82	0.00	46,615.38
EXPENDITURES:				
<u>37,089,384.34</u>	CAPITAL/CONSTRUCTION	<u>16,792,441.43</u>	<u>21,072.81</u>	<u>10,978,820.06</u>
<u>37,089,384.34</u>	TOTAL EXPENDITURES	<u>16,792,441.43</u>	<u>21,072.81</u>	<u>10,978,820.06</u>
(36,218,107.84)	EXCESS (DEFICIT) OF REVENUES OVER EXPENDITURES	(16,076,378.61)	(21,072.81)	(10,932,204.68)
OTHER FINANCING SOURCES (USES):				
<u>22,369,778.68</u>	OPERATING TRANSFERS IN	<u>22,369,778.68</u>	<u>0.00</u>	<u>0.00</u>
(13,848,329.16)	EXCESS (DEFICIT) OF REVENUES AND OPERATING TRANSFERS OVER EXPENDITURES	6,293,400.07	(21,072.81)	(10,932,204.68)
FUND BALANCE (DEFICIT):				
<u>145,156,619.56</u>	BEGINNING OF PERIOD	<u>46,629,787.66</u>	<u>81,250.25</u>	<u>30,438,792.13</u>
<u>\$131,308,290.40</u>	END OF PERIOD	<u>\$52,923,187.73</u>	<u>\$60,177.44</u>	<u>\$19,506,587.45</u>

2006
BOND ELECTION
TRANSPORTATION

\$0.00
108,598.30
0.00

108,598.30

9,297,050.04

9,297,050.04


(9,188,451.74)

0.00

(9,188,451.74)

68,006,789.52

\$58,818,337.78



**TARRANT COUNTY, TEXAS
OTHER GOVERNMENTAL FUNDS
FUND DESCRIPTION**

FUND 241 - LAW LIBRARY FUND

This fund was established, pursuant to State statutes, to account for the collection and expenditure of monies collected in civil cases supporting the Tarrant County Law Library.

FUND 251 - VEHICLE INVENTORY TAX FUND

This fund was established, pursuant to State statutes, to account for any interest earnings generated from the vehicle inventory tax, which the collector shall retain to defray the cost of collecting this tax. The Tax Assessor has discretion over the use of this fund.

RECORDS PRESERVATION FUNDS

These funds were established, pursuant to State statutes, to account for the collection and expenditure of monies collected for the preservation and automation of County records. These funds are further described on page 27.

FUND 242 - EDUCATION FUND

This fund was established, pursuant to State statutes, to account for the collection and expenditure of monies collected to provide for the continuing education of those officials and employees associated with the probate courts and certain law enforcement offices.

FUND T04 - PUBLIC HEALTH FUND

The Tarrant County Hospital District provides funding for the operation of the Tarrant County Health Department in an effort to aggregate the cost of health service to Tarrant County residents. This funding arrangement began in 1999. These costs were previously paid from the County's General fund. This fund also includes the Medicaid 1115 Waiver, this waiver is to enhance access to health care, increase the quality of care, improve the cost-effectiveness of care provided and better serve the health of the patients and their families.

FUND 223 - CONSUMER HEALTH FUND

This fund was established, pursuant to State statutes, to account for the collection of food permit fees and expenditures incurred in connection with issuing permits and conducting inspections.

COURT DESIGNATED FUNDS

These funds were established to account for the collection and expenditures of court ordered fees, pursuant to State statutes. These funds are further described on page 33.

FUNDS (D62-D87) - DISTRICT ATTORNEY CONTRACTS

These funds are used to account for monies collected by the District Attorney which are used in the investigation of criminal activities. These monies consist primarily of fees for bad checks and forfeited monies resulting from narcotics related convictions.

FUNDS (S43-S97) – SHERIFF CONTRACTS

These funds are used to account for monies collected by activities in the Sheriff Department. These activities include fees from operation of the jail commissary which are used for the benefit of the jail inmates. Some of these funds are the custody of the Sheriff. Monies are also collected from forfeitures resulting from narcotics related activities.

FUNDS (T05-T99) – MISCELLANEOUS CONTRACTS

These funds are used to account for monies received by Tarrant County as contributions for specified purposes.

**TARRANT COUNTY, TEXAS
COMBINING BALANCE SHEET
OTHER GOVERNMENTAL FUNDS
AS OF 5/31/2015**

<u>COMBINED TOTAL</u>		<u>LAW LIBRARY</u>	<u>VEHICLE INVENTORY TAX</u>	<u>RECORDS PRESERVATION FUNDS</u>	<u>EDUCATION</u>
ASSETS					
\$39,559,433.30	CASH AND INVESTMENTS	\$537,111.96	\$372,775.34	\$13,696,023.98	\$204,726.11
1,117,834.05	OTHER RECEIVABLES	2,891.00	0.00	3,319.97	0.00
41,904.86	PREPAID EXPENSES AND INVENTORY	166.67	0.00	5,407.24	0.00
<u>\$40,719,172.21</u>	TOTAL ASSETS	<u>\$540,169.63</u>	<u>\$372,775.34</u>	<u>\$13,704,751.19</u>	<u>\$204,726.11</u>
LIABILITIES AND FUND BALANCE					
LIABILITIES:					
\$460,741.23	ACCOUNTS PAYABLE	\$529.00	\$0.00	\$23,306.30	\$1,012.82
3,862,202.28	OTHER LIABILITIES	5,710.39	912.10	35,662.90	0.00
278,358.30	DUE TO OTHER FUNDS	0.00	0.00	0.00	0.00
0.00	UNEARNED REVENUE	0.00	0.00	0.00	0.00
4,601,301.81	TOTAL LIABILITIES	6,239.39	912.10	58,969.20	1,012.82
FUND BALANCE :					
<u>36,117,870.40</u>	FUND BALANCES	<u>533,930.24</u>	<u>371,863.24</u>	<u>13,645,781.99</u>	<u>203,713.29</u>
<u>\$40,719,172.21</u>	TOTAL LIABILITIES AND FUND BALANCE	<u>\$540,169.63</u>	<u>\$372,775.34</u>	<u>\$13,704,751.19</u>	<u>\$204,726.11</u>

<u>PUBLIC HEALTH</u>	<u>CONSUMER HEALTH</u>	<u>COURT DESIGNATED FUNDS</u>	<u>DISTRICT ATTORNEY CONTRACTS</u>	<u>SHERIFF CONTRACTS</u>	<u>MISCELLANEOUS CONTRACTS</u>
\$13,146,508.96	\$524,922.39	\$2,225,449.49	\$3,795,449.07	\$3,638,350.64	\$1,418,115.36
0.00	0.00	2,055.80	0.00	0.00	1,109,567.28
14,703.75	0.00	0.00	0.00	21,627.20	0.00
<u>\$13,161,212.71</u>	<u>\$524,922.39</u>	<u>\$2,227,505.29</u>	<u>\$3,795,449.07</u>	<u>\$3,659,977.84</u>	<u>\$2,527,682.64</u>
\$176,708.88	\$19.91	\$826.74	\$6,348.06	\$62,056.84	\$189,932.68
175,403.95	15,553.82	4,056.20	3,597,806.16	10,877.28	16,219.48
0.00	0.00	7,006.27	0.00	0.00	271,352.03
0.00	0.00	0.00	0.00	0.00	0.00
352,112.83	15,573.73	11,889.21	3,604,154.22	72,934.12	477,504.19
<u>12,809,099.88</u>	<u>509,348.66</u>	<u>2,215,616.08</u>	<u>191,294.85</u>	<u>3,587,043.72</u>	<u>2,050,178.45</u>
<u>\$13,161,212.71</u>	<u>\$524,922.39</u>	<u>\$2,227,505.29</u>	<u>\$3,795,449.07</u>	<u>\$3,659,977.84</u>	<u>\$2,527,682.64</u>

TARRANT COUNTY, TEXAS
COMBINING STATEMENT OF REVENUES AND EXPENDITURES
AND CHANGES IN FUND BALANCE
OTHER GOVERNMENTAL FUNDS
FOR THE EIGHT (8) MONTHS ENDED 5/31/2015

<u>COMBINED TOTAL</u>		<u>LAW LIBRARY</u>	<u>VEHICLE INVENTORY TAX</u>	<u>RECORDS PRESERVATION FUNDS</u>	<u>EDUCATION</u>
REVENUES:					
\$40,936.68	TAXES & LICENSES	\$0.00	\$40,936.68	\$0.00	\$0.00
6,384,357.13	FEES OF OFFICE	759,371.75	22,501.71	2,929,726.30	13,735.00
18,815,329.52	INTERGOVERNMENTAL	0.00	0.00	0.00	95,075.47
54,438.43	INVESTMENT INCOME	880.09	572.18	24,818.86	0.00
<u>2,271,172.19</u>	MISCELLANEOUS	<u>19,407.01</u>	<u>209.00</u>	<u>4,103.31</u>	<u>0.00</u>
27,566,233.95	TOTAL REVENUES	779,658.85	64,219.57	2,958,648.47	108,810.47
EXPENDITURES:					
CURRENT:					
5,991,332.69	GENERAL GOVERNMENT	0.00	38,675.15	3,252,959.03	0.00
1,109,917.95	PUBLIC SAFETY	0.00	0.00	0.00	18,722.71
2,186,496.81	JUDICIAL	95,530.41	0.00	349,964.55	9,356.56
13,590,172.55	COMMUNITY SERVICES	586,790.73	0.00	0.00	0.00
<u>637,491.76</u>	CAPITAL/CONSTRUCTION	<u>0.00</u>	<u>1,884.35</u>	<u>449,374.64</u>	<u>0.00</u>
<u>23,515,411.76</u>	TOTAL EXPENDITURES	<u>682,321.14</u>	<u>40,559.50</u>	<u>4,052,298.22</u>	<u>28,079.27</u>
4,050,822.19	EXCESS (DEFICIT) OF REVENUES OVER EXPENDITURES	97,337.71	23,660.07	(1,093,649.75)	80,731.20
OTHER FINANCING SOURCES (USES):					
580,852.10	OPERATING TRANSFERS IN	0.00	0.00	0.00	0.00
<u>(437,446.94)</u>	OPERATING TRANSFERS OUT	<u>0.00</u>	<u>0.00</u>	<u>0.00</u>	<u>0.00</u>
4,194,227.35	EXCESS (DEFICIT) OF REVENUES AND OPERATING TRANSFERS OVER EXPENDITURES	97,337.71	23,660.07	(1,093,649.75)	80,731.20
FUND BALANCES:					
<u>31,923,643.05</u>	BEGINNING OF PERIOD	<u>436,592.53</u>	<u>348,203.17</u>	<u>14,739,431.74</u>	<u>122,982.09</u>
<u>\$36,117,870.40</u>	END OF PERIOD	<u>\$533,930.24</u>	<u>\$371,863.24</u>	<u>\$13,645,781.99</u>	<u>\$203,713.29</u>

<u>PUBLIC HEALTH</u>	<u>CONSUMER HEALTH</u>	<u>COURT DESIGNATED FUNDS</u>	<u>DISTRICT ATTORNEY CONTRACTS</u>	<u>SHERIFF CONTRACTS</u>	<u>MISCELLANEOUS CONTRACTS</u>
\$0.00	\$0.00	\$0.00	\$0.00	\$0.00	\$0.00
802,148.30	724,922.67	1,049,399.39	25,227.01	0.00	57,325.00
16,385,639.18	0.00	80,000.00	0.00	0.00	2,254,614.87
15,169.21	798.73	3,883.57	261.82	5,572.80	2,481.17
<u>2,471.21</u>	<u>23.75</u>	<u>11.87</u>	<u>436,928.69</u>	<u>1,160,697.91</u>	<u>647,319.44</u>
17,205,427.90	725,745.15	1,133,294.83	462,417.52	1,166,270.71	2,961,740.48
68,416.58	0.00	306,816.10	0.00	0.00	2,324,465.83
0.00	0.00	0.00	0.00	671,545.86	419,649.38
0.00	0.00	364,512.70	993,092.76	566.37	373,473.46
12,063,239.46	640,296.55	100,000.00	0.00	0.00	199,845.81
<u>66,917.52</u>	<u>0.00</u>	<u>1,267.39</u>	<u>0.00</u>	<u>99,719.36</u>	<u>18,328.50</u>
<u>12,198,573.56</u>	<u>640,296.55</u>	<u>772,596.19</u>	<u>993,092.76</u>	<u>771,831.59</u>	<u>3,335,762.98</u>
5,006,854.34	85,448.60	360,698.64	(530,675.24)	394,439.12	(374,022.50)
0.00	0.00	0.00	580,852.10	0.00	0.00
<u>0.00</u>	<u>0.00</u>	<u>(373,294.93)</u>	<u>(25,227.01)</u>	<u>0.00</u>	<u>(38,925.00)</u>
5,006,854.34	85,448.60	(12,596.29)	24,949.85	394,439.12	(412,947.50)
<u>7,802,245.54</u>	<u>423,900.06</u>	<u>2,228,212.37</u>	<u>166,345.00</u>	<u>3,192,604.60</u>	<u>2,463,125.95</u>
<u>\$12,809,099.88</u>	<u>\$509,348.66</u>	<u>\$2,215,616.08</u>	<u>\$191,294.85</u>	<u>\$3,587,043.72</u>	<u>\$2,050,178.45</u>



**TARRANT COUNTY, TEXAS
RECORDS PRESERVATION FUNDS
FUND DESCRIPTION**

FUND 211 - RECORDS PRESERVATION & AUTOMATION FUND - FILINGS

This fund was established, pursuant to State statutes, to account for the collection and expenditure of monies collected from filing fees to allow for the preservation and automation of County records. The County Clerk has discretion over the use of this fund.

FUND 212 - RECORDS PRESERVATION & AUTOMATION FUND - CONVICTIONS

This fund was established, pursuant to State statutes, to account for the collection and expenditure of monies collected in court for the preservation and automation of County records.

FUND 213 - RECORDS PRESERVATION & RESTORATION FUND

This fund was established, pursuant to State statutes, to account for the collection and expenditure of monies collected from filing fees for the preservation and restoration of County records.

FUND 214 - COURT RECORD PRESERVATION FUND

This fund was established, pursuant to State statutes, to account for the collection and expenditure of monies collected from filing fees for the preservation and restoration of County records.

FUND 215 – DISTRICT COURT RECORDS TECHNOLOGY (ARCHIVE) FUND

This fund was established, pursuant to State statutes, to account for the collection and expenditure of monies collected from filing fees for the preservation and restoration of district court records archives.

**TARRANT COUNTY, TEXAS
COMBINING BALANCE SHEET
RECORD PRESERVATION FUNDS
AS OF 5/31/2015**

<u>COMBINED TOTAL</u>		<u>RECORDS PRESERVATION & AUTOMATION -FILINGS</u>	<u>RECORDS PRESERVATION & AUTOMATION -CONVICTIONS</u>	<u>RECORDS PRESERVATION & RESTORATION</u>
ASSETS				
\$13,696,023.98	CASH AND INVESTMENTS	\$5,645,826.54	\$217,179.67	\$6,025,374.65
3,319.97	OTHER RECEIVABLES	0.00	1,418.17	0.00
<u>5,407.24</u>	PREPAID EXPENSES AND INVENTORY	<u>0.00</u>	<u>0.00</u>	<u>5,407.24</u>
<u>\$13,704,751.19</u>	TOTAL ASSETS	<u>\$5,645,826.54</u>	<u>\$218,597.84</u>	<u>\$6,030,781.89</u>
LIABILITIES AND FUND BALANCE				
LIABILITIES:				
\$23,306.30	ACCOUNTS PAYABLE	\$19,771.60	\$3,534.70	\$0.00
<u>35,662.90</u>	OTHER LIABILITIES	<u>14,623.71</u>	<u>5,042.85</u>	<u>10,264.03</u>
58,969.20	TOTAL LIABILITIES	34,395.31	8,577.55	10,264.03
FUND BALANCE :				
<u>13,645,781.99</u>	FUND BALANCES	<u>5,611,431.23</u>	<u>210,020.29</u>	<u>6,020,517.86</u>
<u>\$13,704,751.19</u>	TOTAL LIABILITIES AND FUND BALANCE	<u>\$5,645,826.54</u>	<u>\$218,597.84</u>	<u>\$6,030,781.89</u>

<u>COURT RECORD PRESERVATION</u>	<u>DISTRICT COURT RECORDS TECHNOLOGY (ARCHIVE)</u>
\$977,877.75	\$829,765.37
826.80	1,075.00
<u>0.00</u>	<u>0.00</u>
<u>\$978,704.55</u>	<u>\$830,840.37</u>


\$0.00	\$0.00
<u>3,096.33</u>	<u>2,635.98</u>
3,096.33	2,635.98

<u>975,608.22</u>	<u>828,204.39</u>
<u>\$978,704.55</u>	<u>\$830,840.37</u>

TARRANT COUNTY, TEXAS
COMBINING STATEMENT OF REVENUES AND EXPENDITURES
AND CHANGES IN FUND BALANCE
RECORDS PRESERVATION FUNDS
FOR THE EIGHT (8) MONTHS ENDED 5/31/2015

COMBINED TOTAL		RECORDS PRESERVATION & AUTOMATION -FILINGS	RECORDS PRESERVATION & AUTOMATION -CONVICTIONS	RECORDS PRESERVATION RESTORATION
	REVENUES:			
\$2,929,726.30	FEES OF OFFICE	\$1,068,893.49	\$440,141.46	\$1,002,145.00
24,818.86	INVESTMENT INCOME	9,250.99	325.72	12,288.14
4,103.31	MISCELLANEOUS	4,103.31	0.00	0.00
2,958,648.47	TOTAL REVENUES	1,082,247.79	440,467.18	1,014,433.14
	EXPENDITURES:			
	CURRENT:			
3,252,959.03	GENERAL GOVERNMENT	627,219.09	219,322.51	2,406,417.43
349,964.55	JUDICIAL	50,631.18	0.00	39,648.47
449,374.64	CAPITAL/CONSTRUCTION	241,640.32	155,148.29	1,349.04
4,052,298.22	TOTAL EXPENDITURES	919,490.59	374,470.80	2,447,414.94
(1,093,649.75)	EXCESS (DEFICIT) OF REVENUES OVER EXPENDITURES	162,757.20	65,996.38	(1,432,981.80)
	OTHER FINANCING SOURCES (USES):			
0.00	OPERATING TRANSFERS OUT	0.00	0.00	0.00
(1,093,649.75)	EXCESS (DEFICIT) OF REVENUES AND OPERATING TRANSFERS OVER EXPENDITURES	162,757.20	65,996.38	(1,432,981.80)
	FUND BALANCES:			
14,739,431.74	BEGINNING OF PERIOD	5,448,674.03	144,023.91	7,453,499.66
\$13,645,781.99	END OF PERIOD	\$5,611,431.23	\$210,020.29	\$6,020,517.86

<u>COURT RECORD PRESERVATION</u>	<u>DISTRICT COURT RECORDS TECHNOLOGY (ARCHIVE)</u>
\$242,195.05	\$176,351.30
1,627.44	1,326.57
<u>0.00</u>	<u>0.00</u>
243,822.49	177,677.87
0.00	0.00
159,482.30	100,202.60
<u>51,236.99</u>	<u>0.00</u>
<u>210,719.29</u>	<u>100,202.60</u>
33,103.20	77,475.27
<u>0.00</u>	<u>0.00</u>
33,103.20	77,475.27
<u>942,505.02</u>	<u>750,729.12</u>
<u><u>\$975,608.22</u></u>	<u><u>\$828,204.39</u></u>



**TARRANT COUNTY, TEXAS
COURT DESIGNATED FUNDS
FUND DESCRIPTION**

FUND 221 - COURTHOUSE SECURITY FUND

This fund was established, pursuant to State statutes, to account for the collection of Courthouse security fees assessed in court cases. Revenue is subsequently transferred to the general fund where expenditures for Courthouse security are recorded.

FUND 224 – JUVENILE DELINQUENCY PREVENTION FUND

This fund was established, pursuant to State statutes, to account for the collection of a fee related to graffiti court cases. The revenues in this fund are to be used to repair damages, provide educational and intervention programs, and provide rewards to the public for aiding in the apprehension and prosecution of offenders who commit graffiti offenses.

FUND 225 - ALTERNATIVE DISPUTE RESOLUTION SYSTEM (ADRS)

This fund was established, pursuant to State statutes, to account for an alternative dispute resolution system for the peaceable and expeditious resolution of citizen disputes.

FUND 226 – PROBATE CONTRIBUTIONS FUND

This fund was established, pursuant to State statutes, to account for the collection of a fee under Section 51.704. The revenues in this fund are to be used for court-related purposes for the support of the statutory probate courts.

FUND 243 - APPELLATE JUDICIAL SYSTEM FUND

This fund was established, pursuant to State statutes, to account for the collection and expenditure of monies collected in civil cases to provide for a portion of the operational costs of the Court of Appeals.

FUND 227 – JUSTICE COURT TECHNOLOGY FUND

This fund was established, pursuant to State statutes, to account for the collection and expenditure of monies to provide for technology in the justice of the peace courts.

FUND 228 – JUSTICE COURT BUILDING SECURITY FUND

This fund was established, pursuant to State statutes, to account for the collection and expenditure of monies to provide for security in the justice court buildings.

FUND 229 – CHILD ABUSE PREVENTION FUND

This fund was established, pursuant to State statutes, to account for the collection and expenditure of monies to provide for child abuse prevention programs.

FUND 230 – FAMILY PROTECTION FUND

This fund was established, pursuant to State statutes, to account for the collection and expenditure of monies to provide for family protection services.

FUND 231 – GUARDIANSHIP FUND

This fund was established, pursuant to State statutes, to account for the collection and expenditure of monies to provide compensation of a guardian ad litem, an attorney ad litem, and/or fund local guardianship programs for indigent incapacitated persons.

FUND 232 – DRUG AND ALCOHOL COURT FUND

This fund was established, pursuant to State statutes, to account for the collection and expenditure of monies to provide for drug and alcohol court program.

FUND 233 – COUNTY AND DISTRICT COURT TECHNOLOGY FUND

This fund was established, pursuant to State statutes, to account for the collection and expenditure of monies to provide for county and district court technology.

**TARRANT COUNTY, TEXAS
COMBINING BALANCE SHEET
COURT DESIGNATED FUNDS
AS OF 5/31/2015**

<u>COMBINED TOTAL</u>		<u>COURTHOUSE SECURITY</u>	<u>JUVENILE DELINQUENCY PREVENTION</u>	<u>ADRS</u>	<u>PROBATE CONTRIBUTION FUND</u>	<u>APPELLATE JUDICIAL SYSTEM</u>
ASSETS						
\$2,225,449.49	CASH AND INVESTMENTS	\$1.74	\$2,196.11	\$720,996.46	\$142,628.87	\$30,707.06
<u>2,055.80</u>	OTHER RECEIVABLES	<u>0.00</u>	<u>0.00</u>	<u>994.00</u>	<u>0.00</u>	<u>405.00</u>
<u>\$2,227,505.29</u>	TOTAL ASSETS	<u>\$1.74</u>	<u>\$2,196.11</u>	<u>\$721,990.46</u>	<u>\$142,628.87</u>	<u>\$31,112.06</u>
LIABILITIES AND FUND BALANCE						
LIABILITIES:						
\$826.74	ACCOUNTS PAYABLE	\$1.74	\$0.00	\$0.00	\$825.00	\$0.00
4,056.20	OTHER LIABILITIES	0.00	0.00	0.00	1,428.93	1,513.34
<u>7,006.27</u>	DUE TO OTHER FUNDS	<u>0.00</u>	<u>0.00</u>	<u>0.00</u>	<u>0.00</u>	<u>0.00</u>
11,889.21	TOTAL LIABILITIES	1.74	0.00	0.00	2,253.93	1,513.34
FUND BALANCE :						
<u>2,215,616.08</u>	FUND BALANCES	<u>0.00</u>	<u>2,196.11</u>	<u>721,990.46</u>	<u>140,374.94</u>	<u>29,598.72</u>
<u>\$2,227,505.29</u>	TOTAL LIABILITIES AND FUND BALANCE	<u>\$1.74</u>	<u>\$2,196.11</u>	<u>\$721,990.46</u>	<u>\$142,628.87</u>	<u>\$31,112.06</u>

<u>JUSTICE COURT TECHNOLOGY FUND</u>	<u>JUSTICE COURT BLDG SECURITY FUND</u>	<u>CHILD ABUSE PREVENTION FUND</u>	<u>FAMILY PROTECTION FUND</u>	<u>GUARDIANSHIP FUND</u>	<u>DRUG & ALCOHOL COURT</u>	<u>COUNTY AND DISTRICT COURT TECHNOLOGY FUND</u>
\$105,722.09	\$0.00	\$40,798.82	\$210,286.26	\$0.00	\$820,745.75	\$151,366.33
0.00	0.00	0.00	450.00	0.00	155.73	51.07
<u>\$105,722.09</u>	<u>\$0.00</u>	<u>\$40,798.82</u>	<u>\$210,736.26</u>	<u>\$0.00</u>	<u>\$820,901.48</u>	<u>\$151,417.40</u>
\$0.00	\$0.00	\$0.00	\$0.00	\$0.00	\$0.00	\$0.00
0.00	0.00	0.00	0.00	0.00	1,113.93	0.00
0.00	0.00	0.00	0.00	7,006.27	0.00	0.00
0.00	0.00	0.00	0.00	7,006.27	1,113.93	0.00
<u>105,722.09</u>	<u>0.00</u>	<u>40,798.82</u>	<u>210,736.26</u>	<u>(7,006.27)</u>	<u>819,787.55</u>	<u>151,417.40</u>
<u>\$105,722.09</u>	<u>\$0.00</u>	<u>\$40,798.82</u>	<u>\$210,736.26</u>	<u>\$0.00</u>	<u>\$820,901.48</u>	<u>\$151,417.40</u>

TARRANT COUNTY, TEXAS
COMBINING STATEMENT OF REVENUES AND EXPENDITURES
AND CHANGES IN FUND BALANCE
COURT DESIGNATED FUNDS
FOR THE EIGHT (8) MONTHS ENDED 5/31/2015

<u>COMBINED TOTAL</u>		<u>COURTHOUSE SECURITY</u>	<u>JUVENILE DELINQUENCY PREVENTION</u>	<u>ADRS</u>	<u>PROBATE CONTRIBUTION FUND</u>	<u>APPELLATE JUDICIAL SYSTEM</u>
	REVENUES:					
\$1,049,399.39	FEES OF OFFICE	\$369,140.70	\$100.00	\$257,508.00	\$0.00	\$100,864.15
80,000.00	INTERGOVERNMENTAL	0.00	0.00	0.00	80,000.00	0.00
3,883.57	INVESTMENT INCOME	0.00	3.61	1,241.23	262.91	52.22
11.87	MISCELLANEOUS	0.00	0.00	0.00	0.00	0.00
<u>1,133,294.83</u>	TOTAL REVENUES	<u>369,140.70</u>	<u>103.61</u>	<u>258,749.23</u>	<u>80,262.91</u>	<u>100,916.37</u>
	EXPENDITURES:					
	CURRENT:					
306,816.10	GENERAL GOVERNMENT	0.00	0.00	226,816.10	0.00	0.00
364,512.70	JUDICIAL	0.00	0.00	0.00	98,529.83	95,992.90
100,000.00	COMMUNITY SERVICES	0.00	0.00	0.00	0.00	0.00
1,267.39	CAPITAL/CONSTRUCTION	0.00	0.00	0.00	0.00	0.00
<u>772,596.19</u>	TOTAL EXPENDITURES	<u>0.00</u>	<u>0.00</u>	<u>226,816.10</u>	<u>98,529.83</u>	<u>95,992.90</u>
360,698.64	EXCESS (DEFICIT) OF REVENUES OVER EXPENDITURES	<u>369,140.70</u>	<u>103.61</u>	<u>31,933.13</u>	<u>(18,266.92)</u>	<u>4,923.47</u>
	OTHER FINANCING SOURCES (USES):					
<u>(373,294.93)</u>	OPERATING TRANSFERS OUT	<u>(369,140.70)</u>	<u>0.00</u>	<u>0.00</u>	<u>0.00</u>	<u>0.00</u>
(12,596.29)	EXCESS (DEFICIT) OF REVENUES AND OPERATING TRANSFERS OVER EXPENDITURES	<u>0.00</u>	<u>103.61</u>	<u>31,933.13</u>	<u>(18,266.92)</u>	<u>4,923.47</u>
	FUND BALANCES:					
<u>2,228,212.37</u>	BEGINNING OF PERIOD	<u>0.00</u>	<u>2,092.50</u>	<u>690,057.33</u>	<u>158,641.86</u>	<u>24,675.25</u>
<u>\$2,215,616.08</u>	END OF PERIOD	<u>\$0.00</u>	<u>\$2,196.11</u>	<u>\$721,990.46</u>	<u>\$140,374.94</u>	<u>\$29,598.72</u>

<u>JUSTICE COURT TECHNOLOGY FUND</u>	<u>JUSTICE COURT BUILDING SECURITY</u>	<u>CHILD ABUSE PREVENTION FUND</u>	<u>FAMILY PROTECTION FUND</u>	<u>GUARDIANSHIP FUND</u>	<u>DRUG & ALCOHOL COURT</u>	<u>COUNTY AND DISTRICT COURT TECHNOLOGY FUND</u>
\$16,618.79	\$4,154.23	\$5,274.41	\$81,234.00	\$56,040.00	\$123,621.54	\$34,843.57
0.00	0.00	0.00	0.00	0.00	0.00	0.00
161.07	0.00	63.34	512.51	36.75	1,329.70	220.23
11.87	0.00	0.00	0.00	0.00	0.00	0.00
<u>16,791.73</u>	<u>4,154.23</u>	<u>5,337.75</u>	<u>81,746.51</u>	<u>56,076.75</u>	<u>124,951.24</u>	<u>35,063.80</u>
0.00	0.00	0.00	0.00	80,000.00	0.00	0.00
0.00	0.00	0.00	103,220.54	0.00	66,769.43	0.00
0.00	0.00	0.00	100,000.00	0.00	0.00	0.00
1,267.39	0.00	0.00	0.00	0.00	0.00	0.00
<u>1,267.39</u>	<u>0.00</u>	<u>0.00</u>	<u>203,220.54</u>	<u>80,000.00</u>	<u>66,769.43</u>	<u>0.00</u>
15,524.34	4,154.23	5,337.75	(121,474.03)	(23,923.25)	58,181.81	35,063.80
0.00	(4,154.23)	0.00	0.00	0.00	0.00	0.00
15,524.34	0.00	5,337.75	(121,474.03)	(23,923.25)	58,181.81	35,063.80
90,197.75	0.00	35,461.07	332,210.29	16,916.98	761,605.74	116,353.60
<u>\$105,722.09</u>	<u>\$0.00</u>	<u>\$40,798.82</u>	<u>\$210,736.26</u>	<u>(\$7,006.27)</u>	<u>\$819,787.55</u>	<u>\$151,417.40</u>



**TARRANT COUNTY, TEXAS
ENTERPRISE FUNDS
FUND DESCRIPTIONS**

FUND 511 – RESOURCE CONNECTION

This fund was established to account for activities of the Resource Connection.

FUND 512 – OIL & GAS ROYALTY FUND


This fund was established to account for proceeds from the lease of County mineral rights on the Resource Connection campus.

TARRANT COUNTY, TEXAS
COMBINING BALANCE SHEET
ENTERPRISE FUNDS
AS OF 5/31/2015

<u>COMBINED TOTAL</u>		<u>RESOURCE CONNECTION</u>	<u>OIL & GAS ROYALTY</u>
ASSETS			
\$1,838,500.34	CASH AND INVESTMENTS	\$956,536.71	\$881,963.63
22,030.86	OTHER RECEIVABLES (NET)	22,030.86	0.00
5,121.71	PREPAID EXPENSES & INVENTORY	5,121.71	0.00
<u>4,337,765.01</u>	FIXED ASSETS (NET)	<u>3,338,175.04</u>	<u>999,589.97</u>
<u>\$6,203,417.92</u>	TOTAL ASSETS	<u>\$4,321,864.32</u>	<u>\$1,881,553.60</u>
LIABILITIES AND NET ASSETS			
LIABILITIES:			
\$72,490.60	ACCOUNTS PAYABLE	\$31,387.85	\$41,102.75
16,860.55	OTHER LIABILITIES	16,860.55	0.00
66,260.03	UNEARNED REVENUE	66,260.03	0.00
<u>133,740.37</u>	COMPENSATED ABSENCES	<u>133,740.37</u>	<u>0.00</u>
289,351.55	TOTAL LIABILITIES	248,248.80	41,102.75
NET ASSETS:			
<u>5,914,066.37</u>	NET ASSETS	<u>4,073,615.52</u>	<u>1,840,450.85</u>
<u>5,914,066.37</u>	TOTAL NET ASSETS	<u>4,073,615.52</u>	<u>1,840,450.85</u>
<u>\$6,203,417.92</u>	TOTAL LIABILITIES AND NET ASSETS	<u>\$4,321,864.32</u>	<u>\$1,881,553.60</u>

TARRANT COUNTY, TEXAS
COMBINING STATEMENT OF REVENUES, EXPENSES
AND CHANGES IN FUND NET ASSETS
ENTERPRISE FUNDS
FOR THE EIGHT (8) MONTHS ENDED 5/31/2015

<u>COMBINED TOTAL</u>		<u>RESOURCE CONNECTION</u>	<u>OIL & GAS ROYALTY</u>
	OPERATING REVENUES:		
\$2,015,738.46	BUILDING RENTALS	\$2,015,738.46	\$0.00
<u>148,154.28</u>	OTHER REVENUES	<u>4,915.77</u>	<u>143,238.51</u>
2,163,892.74	TOTAL OPERATING REVENUES	2,020,654.23	143,238.51
	OPERATING EXPENSES:		
736,734.23	PERSONNEL	736,734.23	0.00
1,367,357.01	BUILDING AND EQUIPMENT	846,210.51	521,146.50
247,072.27	DEPRECIATION AND AMORTIZATION	190,228.65	56,843.62
28,698.73	INSURANCE PREMIUMS	28,698.73	0.00
<u>78,048.15</u>	OTHER EXPENSES	<u>78,048.15</u>	<u>0.00</u>
<u>2,457,910.39</u>	TOTAL OPERATING EXPENSES	<u>1,879,920.27</u>	<u>577,990.12</u>
(294,017.65)	OPERATING INCOME (LOSS)	140,733.96	(434,751.61)
	NON-OPERATING REVENUE (EXPENSE):		
<u>3,097.58</u>	INTEREST INCOME	<u>1,372.45</u>	<u>1,725.13</u>
(290,920.07)	NET INCOME (LOSS) BEFORE TRANSFERS	142,106.41	(433,026.48)
	OPERATING TRANSFERS:		
0.00	OPERATING TRANSFERS IN	0.00	0.00
<u>0.00</u>	OPERATING TRANSFERS OUT	<u>0.00</u>	<u>0.00</u>
(290,920.07)	NET INCOME (LOSS)	142,106.41	(433,026.48)
	NET ASSETS:		
<u>6,204,986.44</u>	BEGINNING OF PERIOD	<u>3,931,509.11</u>	<u>2,273,477.33</u>
<u>\$5,914,066.37</u>	END OF PERIOD	<u>\$4,073,615.52</u>	<u>\$1,840,450.85</u>



**TARRANT COUNTY, TEXAS
INTERNAL SERVICE FUNDS
FUND DESCRIPTIONS**

FUND 615 - SELF INSURANCE FUND

This fund was established to account for expenditures of bond proceeds received in fiscal year 1998 for the county self insured general liability claims.

FUND 619 - WORKERS COMPENSATION

This fund was established to account for workers compensation claims. Prior to the establishment of fund 615, this fund was used for general liability and automobile/property damage claims.

FUND 621 - COUNTY CLERK PROFESSIONAL LIABILITY FUND

This fund was established to account for the County Clerk's errors and omissions self insurance.

FUND 622 - DISTRICT CLERK PROFESSIONAL LIABILITY FUND

This fund was established to account for the District Clerk's errors and omissions self insurance.

FUND 651 - EMPLOYEE BENEFITS FUND

This fund was established to account for Tarrant County employee benefits.

TARRANT COUNTY, TEXAS
COMBINING BALANCE SHEET
INTERNAL SERVICE FUNDS
AS OF 5/31/2015

<u>COMBINED TOTAL</u>		<u>SELF INSURANCE</u>	<u>WORKERS COMPENSATION</u>	<u>COUNTY CLERK PROFESSIONAL LIABILITY</u>
ASSETS				
\$25,276,496.61	CASH AND INVESTMENTS	\$998,361.34	\$2,363,937.96	\$677,377.89
19,415.49	OTHER RECEIVABLES	9,766.02	0.00	0.00
157,000.00	PREPAID EXPENSES AND INVENTORY	0.00	0.00	0.00
<u>\$25,452,912.10</u>	TOTAL ASSETS	<u>\$1,008,127.36</u>	<u>\$2,363,937.96</u>	<u>\$677,377.89</u>
LIABILITIES AND NET ASSETS				
LIABILITIES:				
\$1,482,193.27	ACCOUNTS PAYABLE	\$15,205.22	\$1,079.00	\$0.00
11,543,627.92	OTHER LIABILITIES	531,466.95	8,195,989.20	0.00
46,938.92	UNEARNED REVENUE	0.00	0.00	0.00
<u>13,072,760.11</u>	TOTAL LIABILITIES	<u>546,672.17</u>	<u>8,197,068.20</u>	<u>0.00</u>
NET ASSETS:				
<u>12,380,151.99</u>	NET ASSETS	<u>461,455.19</u>	<u>(5,833,130.24)</u>	<u>677,377.89</u>
<u>12,380,151.99</u>	TOTAL NET ASSETS	<u>461,455.19</u>	<u>(5,833,130.24)</u>	<u>677,377.89</u>
<u>\$25,452,912.10</u>	TOTAL LIABILITIES AND NET ASSETS	<u>\$1,008,127.36</u>	<u>\$2,363,937.96</u>	<u>\$677,377.89</u>

<u>DISTRICT CLERK PROFESSIONAL LIABILITY</u>	<u>EMPLOYEE BENEFITS</u>
\$663,408.98	\$20,573,410.44
0.00	9,649.47
<u>0.00</u>	<u>157,000.00</u>
<u>\$663,408.98</u>	<u>\$20,740,059.91</u>

\$0.00	\$1,465,909.05
0.00	2,816,171.77
<u>0.00</u>	<u>46,938.92</u>
0.00	4,329,019.74

<u>663,408.98</u>	<u>16,411,040.17</u>
-------------------	----------------------

<u>663,408.98</u>	<u>16,411,040.17</u>
-------------------	----------------------

<u>\$663,408.98</u>	<u>\$20,740,059.91</u>
---------------------	------------------------

TARRANT COUNTY, TEXAS
COMBINING STATEMENT OF REVENUES, EXPENSES
AND CHANGES IN FUND NET ASSETS
INTERNAL SERVICE FUNDS
FOR THE EIGHT (8) MONTHS ENDED 5/31/2015

<u>COMBINED TOTAL</u>		<u>SELF INSURANCE</u>	<u>WORKERS COMPENSATION</u>	<u>COUNTY CLERK PROFESSIONAL LIABILITY</u>
	OPERATING REVENUES:			
\$12,438,740.29	USER FEES	\$0.00	\$0.00	\$15.00
36,221,795.44	COUNTY CONTRIBUTIONS	0.00	2,000,773.73	0.00
<u>2,158,218.83</u>	OTHER REVENUES	<u>20,887.24</u>	<u>25,628.59</u>	<u>0.00</u>
50,818,754.56	TOTAL OPERATING REVENUES	20,887.24	2,026,402.32	15.00
	OPERATING EXPENSES:			
44,771.79	BUILDING AND EQUIPMENT	42,705.66	0.00	0.00
40,353,755.06	SELF INSURANCE CLAIMS	27,603.41	2,087,631.69	0.00
4,079,131.23	INSURANCE PREMIUMS	0.00	0.00	0.00
2,084,967.13	ADMINISTRATION	0.00	0.00	0.00
<u>984,712.09</u>	OTHER EXPENSES	<u>35,217.13</u>	<u>82,116.96</u>	<u>0.00</u>
<u>47,547,337.30</u>	TOTAL OPERATING EXPENSES	<u>105,526.20</u>	<u>2,169,748.65</u>	<u>0.00</u>
3,271,417.26	OPERATING INCOME (LOSS)	(84,638.96)	(143,346.33)	15.00
	NON-OPERATING REVENUE (EXPENSE):			
<u>37,033.94</u>	INTEREST INCOME	<u>1,772.04</u>	<u>3,728.56</u>	<u>1,130.09</u>
3,308,451.20	NET INCOME (LOSS) BEFORE TRANSFERS	(82,866.92)	(139,617.77)	1,145.09
	OPERATING TRANSFERS:			
0.00	OPERATING TRANSFERS IN	0.00	0.00	0.00
<u>0.00</u>	OPERATING TRANSFERS OUT	<u>0.00</u>	<u>0.00</u>	<u>0.00</u>
3,308,451.20	NET INCOME (LOSS)	(82,866.92)	(139,617.77)	1,145.09
	NET ASSETS:			
<u>9,071,700.79</u>	BEGINNING OF PERIOD	<u>544,322.11</u>	<u>(5,693,512.47)</u>	<u>676,232.80</u>
<u>\$12,380,151.99</u>	END OF PERIOD	<u>\$461,455.19</u>	<u>(\$5,833,130.24)</u>	<u>\$677,377.89</u>

<u>DISTRICT CLERK PROFESSIONAL LIABILITY</u>	<u>EMPLOYEE BENEFITS</u>
\$97.20	\$12,438,628.09
0.00	34,221,021.71
<u>0.00</u>	<u>2,111,703.00</u>
97.20	48,771,352.80
0.00	2,066.13
0.00	38,238,519.96
0.00	4,079,131.23
0.00	2,084,967.13
<u>0.00</u>	<u>867,378.00</u>
<u>0.00</u>	<u>45,272,062.45</u>
97.20	3,499,290.35
<u>1,138.60</u>	<u>29,264.65</u>
1,235.80	3,528,555.00
0.00	0.00
<u>0.00</u>	<u>0.00</u>
1,235.80	3,528,555.00
<u>662,173.18</u>	<u>12,882,485.17</u>
<u>\$663,408.98</u>	<u>\$16,411,040.17</u>



TARRANT COUNTY
BUDGETARY INFORMATION



TARRANT COUNTY, TEXAS
SUMMARY BUDGET VERSUS ACTUAL (BUDGET BASIS) REVENUE AND EXPENDITURES
FOR THE EIGHT (8) MONTHS ENDED 5/31/2015
TAX SUPPORTED FUNDS

	CURRENT MONTH ACTUAL	YTD ACTUAL	BUDGET	PERCENT	LAST YEAR PERCENT
<u>GENERAL FUND</u>					
REVENUES:					
Taxes	(\$1,227,614)	\$303,686,433	\$317,351,491	95.69%	96.30%
Licenses	126,000	740,832	978,400	75.72%	55.30%
Fees of Office	20,793,344	43,944,660	52,746,549	83.31%	80.74%
Intergovernmental	685,693	13,191,039	17,638,038	74.79%	83.11%
Investment Income	39,210	342,836	1,242,955	27.58%	31.52%
Other Revenues	925,441	8,566,555	12,459,050	68.76%	84.66%
Transfers	58,261	437,447	600,000	72.91%	60.32%
Contingent			5,000,000		
Cash Carryforward		74,202,629	70,953,451		
	<u>\$21,400,335</u>	<u>\$445,112,431</u>	<u>\$478,969,934</u>	<u>92.93%</u>	<u>95.10%</u>
EXPENDITURES:					
Personnel	\$23,849,450	\$188,973,609	\$298,178,335	63.38%	64.44%
Other	4,914,865	62,080,036	87,792,363	70.71%	72.13%
Transfers	2,813,642	25,586,540	38,758,532	66.02%	68.09%
Grant Match and Subsidy	1,471,392	1,598,892	4,286,368	37.30%	41.25%
Undesignated			9,354,336		
Contingent			5,000,000		
Reserves			35,600,000		
	<u>\$33,049,348</u>	<u>\$278,239,077</u>	<u>\$478,969,934</u>	<u>58.09%</u>	<u>60.20%</u>
<u>ROAD & BRIDGE FUND</u>					
REVENUES:					
Taxes	\$20	\$671	\$0	OVER 100%	OVER 100%
Fees of Office	1,713,670	10,646,280	16,446,000	64.73%	70.53%
Intergovernmental	0	30,552	31,000	98.55%	OVER 100%
Investment Income	3,001	25,444	35,000	72.70%	OVER 100%
Other Revenues	37,107	1,831,129	62,000	OVER 100%	OVER 100%
Transfers	329,489	2,635,909	3,953,864	66.67%	66.67%
Cash Carryforward		14,190,861	11,874,101		
	<u>\$2,083,287</u>	<u>\$29,360,846</u>	<u>\$32,401,965</u>	<u>90.61%</u>	<u>92.26%</u>
EXPENDITURES:					
Personnel	\$1,410,503	\$11,521,022	\$18,178,826	63.38%	62.94%
Other	825,039	4,734,576	11,323,139	41.81%	43.90%
Grant Match and Subsidy	36,463	157,054	500,000	31.41%	0.00%
Undesignated			2,400,000		
	<u>\$2,272,005</u>	<u>\$16,412,652</u>	<u>\$32,401,965</u>	<u>50.65%</u>	<u>51.70%</u>
<u>DEBT SERVICE FUND</u>					
REVENUES:					
Taxes	\$169,292	\$32,887,283	\$34,251,343	96.02%	96.41%
Investment Income	4,820	24,827	29,475	84.23%	OVER 100%
Cash Carryforward		1,112,103	1,008,095		
	<u>\$174,112</u>	<u>\$34,024,213</u>	<u>\$35,288,913</u>	<u>96.42%</u>	<u>96.44%</u>
EXPENDITURES:					
Principle	\$0	\$0	\$18,645,000	0.00%	0.00%
Interest	0	7,818,456	15,636,913	50.00%	45.57%
Other Expenditures	0	2,750	7,000	39.29%	22.86%
Reserves			1,000,000		
	<u>\$0</u>	<u>\$7,821,206</u>	<u>\$35,288,913</u>	<u>22.16%</u>	<u>20.73%</u>

**TARRANT COUNTY, TEXAS
GENERAL FUND FEES OF OFFICE ANALYSIS
FOR THE EIGHT (8) MONTHS ENDED 5/31/2015
(BUDGET BASIS)**

<u>FEE OFFICE</u>	<u>ACTUAL REVENUE</u>	<u>ANNUAL BUDGET</u>	<u>PERCENT COLLECTED</u>	<u>LAST YEAR PERCENT</u>
Tax Assessor/Collector	\$27,030,226	\$28,379,700	95.24%	95.79%
County Clerk	6,302,969	8,540,200	73.80%	62.65%
Sheriff	468,759	710,000	66.02%	73.64%
Constable 1	472,384	710,000	66.53%	71.55%
Constable 2	427,333	700,000	61.05%	65.86%
Constable 3	483,455	740,000	65.33%	76.04%
Constable 4	314,954	540,000	58.32%	71.73%
Constable 5	177,154	300,000	59.05%	66.58%
Constable 6	289,885	440,000	65.88%	66.92%
Constable 7	438,123	725,000	60.43%	68.83%
Constable 8	466,801	750,000	62.24%	66.91%
District Clerk	3,887,974	5,636,649	68.98%	70.00%
Domestic Relations	856,495	1,551,100	55.22%	49.89%
District Attorney	91,859	145,000	63.35%	65.72%
Justice of Peace 1	92,027	135,000	68.17%	65.78%
Justice of Peace 2	109,885	181,000	60.71%	65.49%
Justice of Peace 3	83,194	125,000	66.55%	62.33%
Justice of Peace 4	98,507	144,000	68.41%	64.83%
Justice of Peace 5	51,864	43,000	OVER 100%	74.73%
Justice of Peace 6	105,145	118,000	89.11%	67.94%
Justice of Peace 7	124,032	186,000	66.68%	64.73%
Justice of Peace 8	81,653	130,000	62.81%	66.09%
County Courts	12,857	16,900	76.08%	65.99%
Elections	1,024	3,000	34.13%	63.59%
Medical Examiner	1,286,320	1,528,000	84.18%	79.44%
Other	<u>189,783</u>	<u>269,000</u>	<u>70.55%</u>	<u>66.30%</u>
TOTAL	<u>\$43,944,660</u>	<u>\$52,746,549</u>	83.31%	80.74%
RATABLE COLLECTION PERCENTAGE			<u><u>66.67%</u></u>	

**TARRANT COUNTY, TEXAS
BUDGET REPORT
FOR THE EIGHT (8) MONTHS ENDED 5/31/2015**

GENERAL FUND	CURRENT MONTH EXPENDITURES	ENCUMBRANCES AND COMMITMENTS	TOTAL EXPENDITURES ENCUMBRANCES & COMMITMENTS	TOTAL BUDGET	UNEXPENDED BUDGET	% BUDGET USED
County Judge	70,962.94	-	601,482.31	952,348.00	350,865.69	63.16%
County Administrator	143,323.40	35,182.07	1,222,100.67	1,902,393.00	680,292.33	64.24%
Non-Departmental	4,164,095.42	833,171.32	36,512,126.29	58,856,060.00	22,343,933.71	62.04%
Auditor	511,999.21	5,208.89	4,098,692.77	6,319,729.00	2,221,036.23	64.86%
Budget/Risk Management	44,238.68	-	349,066.20	643,726.00	294,659.80	54.23%
Tax Assessor / Collector	1,098,643.69	115,743.10	9,219,594.22	13,855,632.00	4,636,037.78	66.54%
Elections Administration	265,206.62	57,399.45	3,330,227.04	5,683,586.00	2,353,358.96	58.59%
Information Technology	2,040,514.00	3,655,568.47	22,650,043.88	35,137,748.00	12,487,704.12	64.46%
Human Resources	230,250.37	32,380.13	1,877,231.09	2,923,777.00	1,046,545.91	64.21%
Purchasing	166,948.09	353.21	1,333,853.02	2,019,446.00	685,592.98	66.05%
Facilities	323,537.24	157,680.20	2,702,307.81	3,980,588.00	1,278,280.19	67.89%
Sheriff	3,165,844.66	412,853.39	26,405,552.11	40,214,095.00	13,808,542.89	65.66%
Sheriff - Confinement	5,659,110.89	2,815,300.83	49,640,895.66	73,943,385.00	24,302,489.34	67.13%
Constable Precinct 1	94,452.24	1,287.18	768,160.45	1,175,025.00	406,864.55	65.37%
Constable Precinct 2	88,737.92	9,636.30	735,024.46	1,105,973.00	370,948.54	66.46%
Constable Precinct 3	104,883.20	5,812.27	808,777.24	1,234,323.00	425,545.76	65.52%
Constable Precinct 4	75,278.46	3,423.93	599,453.96	906,224.00	306,770.04	66.15%
Constable Precinct 5	62,005.49	7,544.69	521,288.71	767,127.00	245,838.29	67.95%
Constable Precinct 6	71,861.19	17,679.28	578,953.14	845,584.00	266,630.86	68.47%
Constable Precinct 7	89,801.80	7,556.15	731,497.37	1,131,554.00	400,056.63	64.65%
Constable Precinct 8	82,457.13	5,890.37	648,779.26	995,202.00	346,422.74	65.19%
Medical Examiner	647,804.08	403,548.49	5,936,176.70	8,459,590.00	2,523,413.30	70.17%
Fire Marshal	30,689.64	761.92	236,957.97	360,966.00	124,008.03	65.65%
Community Supervision	-	-	801.18	107,000.00	106,198.82	0.75%
Juvenile Services	1,365,513.72	615,764.55	11,421,441.92	16,718,960.00	5,297,518.08	68.31%
Pretrial Services	107,311.25	720.07	848,815.02	1,272,952.00	424,136.98	66.68%
Buildings	1,412,772.78	2,495,347.63	14,174,425.39	21,729,665.00	7,555,239.61	65.23%
17TH District Court	22,643.79	-	182,093.74	276,374.00	94,280.26	65.89%
48TH District Court	21,077.05	20.16	173,636.95	272,420.00	98,783.05	63.74%
67TH District Court	20,792.67	102.00	170,923.80	257,856.00	86,932.20	66.29%
96TH District Court	21,240.90	-	172,446.51	262,755.00	90,308.49	65.63%
141ST District Court	20,777.01	-	169,710.65	258,581.00	88,870.35	65.63%
153RD District Court	21,650.85	-	173,892.30	264,651.00	90,758.70	65.71%
236TH District Court	25,128.27	118.96	196,016.96	296,332.00	100,315.04	66.15%
342ND District Court	21,057.96	14.95	171,496.32	258,414.00	86,917.68	66.36%
348TH District Court	20,877.89	46.00	170,240.23	257,883.00	87,642.77	66.01%
352ND District Court	22,631.88	261.40	176,685.02	265,188.00	88,502.98	66.63%
Criminal District Court 1	132,703.26	-	788,387.48	1,150,246.00	361,858.52	68.54%
Criminal District Court 2	116,686.31	188.52	780,333.29	1,270,282.00	489,948.71	61.43%
Criminal District Court 3	82,691.56	-	763,261.88	1,247,740.00	484,478.12	61.17%
Criminal District Court 4	93,533.43	-	793,242.82	1,255,183.00	461,940.18	63.20%
213TH District Court	93,227.48	-	936,211.88	1,453,959.00	517,747.12	64.39%
297TH District Court	132,023.54	-	1,134,857.84	1,354,184.00	219,326.16	83.80%
371ST District Court	118,630.61	-	1,037,564.21	1,401,598.00	364,033.79	74.03%
372ND District Court	117,132.65	248.00	935,320.83	1,327,182.00	391,861.17	70.47%
396TH District Court	191,833.37	201.05	1,092,371.26	1,457,327.00	364,955.74	74.96%
432ND District Court	241,616.16	404.47	1,191,779.65	1,360,533.00	168,753.35	87.60%
Magistrate Court	65,679.27	415.00	540,585.14	861,772.00	321,186.86	62.73%
231ST District Court	48,858.56	-	400,650.59	583,349.00	182,698.41	68.68%
233RD District Court	45,470.07	-	369,968.82	572,725.00	202,756.18	64.60%
322ND District Court	42,573.45	-	381,080.78	609,525.00	228,444.22	62.52%
323RD District Court	224,724.64	-	1,944,273.73	3,033,119.00	1,088,845.27	64.10%
324TH District Court	61,650.78	-	465,984.05	718,368.00	252,383.95	64.87%
325TH District Court	57,278.75	10.34	441,882.10	605,652.00	163,769.90	72.96%
360TH District Court	43,666.97	-	389,417.96	570,220.00	180,802.04	68.29%
Special Judges	15,027.12	-	129,610.24	273,459.00	143,848.76	47.40%
Criminal Court Administration	100,264.63	376.08	728,790.50	1,131,093.00	402,302.50	64.43%
Grand Jury	13,374.44	-	108,969.52	163,476.00	54,506.48	66.66%
Criminal Attorney Appointment	47,634.13	157.50	380,877.20	606,757.00	225,879.80	62.77%
Criminal Mental Health Court	12,493.30	-	102,056.35	152,927.00	50,870.65	66.74%
County Court at Law #1	35,059.64	-	286,433.83	440,856.00	154,422.17	64.97%
County Court at Law #2	35,525.37	-	289,007.11	440,021.00	151,013.89	65.68%
County Court at Law #3	35,553.05	-	286,787.32	444,446.00	157,658.68	64.53%
County Criminal Court 1	70,582.75	73.31	530,431.38	720,282.00	189,850.62	73.64%

**TARRANT COUNTY, TEXAS
BUDGET REPORT
FOR THE EIGHT (8) MONTHS ENDED 5/31/2015**

	<u>CURRENT MONTH EXPENDITURES</u>	<u>ENCUMBRANCES AND COMMITMENTS</u>	<u>TOTAL EXPENDITURES & COMMITMENTS</u>	<u>TOTAL BUDGET</u>	<u>UNEXPENDED BUDGET</u>	<u>% BUDGET USED</u>
GENERAL FUND (cont'd)						
County Criminal Court 2	70,137.04	-	492,511.06	709,190.00	216,678.94	69.45%
County Criminal Court 3	70,578.47	12.00	508,740.29	661,230.00	152,489.71	76.94%
County Criminal Court 4	76,972.62	-	541,933.04	805,374.00	263,440.96	67.29%
County Criminal Court 5	109,236.02	43,158.82	750,099.92	1,157,739.00	407,639.08	64.79%
County Criminal Court 6	68,084.74	98.58	473,744.34	705,584.00	231,839.66	67.14%
County Criminal Court 7	88,627.59	88.84	583,510.52	839,438.00	255,927.48	69.51%
County Criminal Court 8	63,858.97	-	503,509.52	721,545.00	218,035.48	69.78%
County Criminal Court 9	58,586.69	118.51	457,733.16	708,143.00	250,409.84	64.64%
County Criminal Court 10	65,323.39	7.00	486,756.50	747,374.00	260,617.50	65.13%
Probate Court 1	135,222.09	10.00	1,342,309.77	1,899,769.00	557,459.23	70.66%
Probate Court 2	130,720.75	-	1,378,912.52	1,991,685.00	612,772.48	69.23%
Justice of the Peace Pct 1	55,299.39	-	415,707.41	668,897.00	253,189.59	62.15%
Justice of the Peace Pct 2	55,304.62	361.76	426,516.50	658,638.00	232,121.50	64.76%
Justice of the Peace Pct 3	56,251.55	56.50	434,612.82	650,068.00	215,455.18	66.86%
Justice of the Peace Pct 4	56,801.77	-	444,725.36	685,337.00	240,611.64	64.89%
Justice of the Peace Pct 5	37,337.45	22.84	299,741.60	448,039.00	148,297.40	66.90%
Justice of the Peace Pct 6	54,596.90	191.40	401,455.33	602,727.00	201,271.67	66.61%
Justice of the Peace Pct 7	55,169.95	56.11	445,211.05	686,710.00	241,498.95	64.83%
Justice of the Peace Pct 8	53,278.85	-	409,244.28	615,485.00	206,240.72	66.49%
District Attorney	2,879,248.23	81,024.66	24,531,458.22	37,734,427.00	13,202,968.78	65.01%
District Clerk	844,067.81	1,337.03	6,808,448.36	10,581,689.00	3,773,240.64	64.34%
County Clerk	710,472.02	14,154.41	5,904,655.56	9,464,777.00	3,560,121.44	62.39%
Domestic Relations	565,250.67	1,822.05	4,560,548.17	7,029,120.00	2,468,571.83	64.88%
Jury Services	111,833.45	-	1,099,109.47	1,862,552.00	763,442.53	59.01%
Courts / Judiciary	30,524.11	-	354,325.74	2,407,885.00	2,053,559.26	14.72%
Human Services	349,055.28	1,800.00	2,560,356.75	4,737,542.00	2,177,185.25	54.04%
Child Protective Services	22,623.11	1,449,937.00	2,039,119.84	2,255,131.00	216,011.16	90.42%
Public Assistance	-	-	350,762.25	351,763.00	1,000.75	99.72%
Texas AgriLife Extension	54,536.92	600.22	441,971.13	742,160.00	300,188.87	59.55%
Veterans Services	28,325.12	329.76	177,317.96	360,378.00	183,060.04	49.20%
Historical Commission	9,012.76	-	74,131.03	119,441.00	45,309.97	62.06%
10010-2015 General Fund - Cash Match						
Sheriff	-	-	31,137.79	73,298.00	42,160.21	42.48%
Juvenile Services	-	-	6,385.00	6,385.00	-	100.00%
County Criminal Court 5	-	-	-	78,602.00	78,602.00	0.00%
District Attorney	6,820.57	-	61,925.27	138,608.00	76,682.73	44.68%
Human Services	-	-	-	5,000.00	5,000.00	0.00%
10020-2015 General Fund - Operating Subsidy						
Sheriff	-	-	32,164.29	65,163.00	32,998.71	49.36%
Juvenile Services	1,464,571.08	-	1,467,279.17	3,916,777.00	2,449,497.83	37.46%
District Attorney	-	-	-	2,535.00	2,535.00	0.00%
SUBTOTAL	33,049,347.65	13,293,639.12	278,239,077.07	429,015,598.00	150,776,520.93	64.86%
UNDESIGNATED				9,354,336.00	9,354,336.00	
CONTINGENT				5,000,000.00	5,000,000.00	
RESERVES				35,600,000.00	35,600,000.00	
FUND TOTAL	\$ 33,049,347.65	\$ 13,293,639.12	\$ 278,239,077.07	\$ 478,969,934.00	\$ 200,730,856.93	58.09%

**TARRANT COUNTY, TEXAS
BUDGET REPORT
FOR THE EIGHT (8) MONTHS ENDED 5/31/2015**

	<u>CURRENT MONTH EXPENDITURES</u>	<u>ENCUMBRANCES AND COMMITMENTS</u>	<u>TOTAL EXPENDITURES ENCUMBRANCES & COMMITMENTS</u>	<u>TOTAL BUDGET</u>	<u>UNEXPENDED BUDGET</u>	<u>% BUDGET USED</u>
ROAD AND BRIDGE (261)						
Buildings	5,740.59	760.26	18,540.70	30,694.00	12,153.30	60.40%
Commissioner Precinct 1	387,127.46	641,334.08	3,917,299.73	7,056,294.00	3,138,994.27	55.51%
Commissioner Precinct 2	284,915.57	117,766.31	2,544,714.15	4,151,011.00	1,606,296.85	61.30%
Commissioner Precinct 3	359,491.37	196,901.20	2,861,989.55	5,440,096.00	2,578,106.45	52.61%
Commissioner Precinct 4	437,945.90	295,809.61	3,805,324.37	6,720,847.00	2,915,522.63	56.62%
Right of Way	533,867.89	-	1,249,958.28	2,756,747.00	1,506,788.72	45.34%
Transportation	201,969.04	36,740.51	1,537,312.80	2,785,426.00	1,248,113.20	55.19%
Road & Bridge Non-Department	24,484.23	2,400.00	320,457.61	560,850.00	240,392.39	57.14%
26110-2014 Road & Bridge Grant Match						
Transportation	36,462.67	-	157,054.37	500,000.00	342,945.63	31.41%
SUBTOTAL	<u>2,272,004.72</u>	<u>1,291,711.97</u>	<u>16,412,651.56</u>	<u>30,001,965.00</u>	<u>13,589,313.44</u>	<u>54.71%</u>
UNDESIGNATED				2,400,000.00	2,400,000.00	
FUND TOTAL	<u>\$ 2,272,004.72</u>	<u>\$ 1,291,711.97</u>	<u>\$ 16,412,651.56</u>	<u>\$ 32,401,965.00</u>	<u>\$ 15,989,313.44</u>	<u>50.65%</u>
DEBT SERVICE (321)						
Interest and Sinking	-	-	7,821,206.25	34,288,913.00	26,467,706.75	22.81%
RESERVES				1,000,000.00	1,000,000.00	
FUND TOTAL	<u>\$ -</u>	<u>\$ -</u>	<u>\$ 7,821,206.25</u>	<u>\$ 35,288,913.00</u>	<u>\$ 27,467,706.75</u>	<u>22.16%</u>

**TARRANT COUNTY, TEXAS
SPECIAL BUDGETS
FOR THE EIGHT (8) MONTHS ENDED 5/31/2015
BUDGET VERSUS ACTUAL (BUDGET BASIS) REVENUE**

FUND #	FUND NAME	ACTUAL REVENUE	BUDGETED REVENUE	PERCENT COLLECTED
211	Records Preservation/Automation-Filing	\$ 1,082,248	\$ 1,892,000	57.20%
212	Records Preservation/Automation-Conviction	440,467	625,300	70.44%
213	Records Preservation/Restoration	1,014,433	1,516,000	66.92%
214	Court Record Preservation Fund	243,822	339,100	71.90%
215	District Court Records Technology Fund	177,678	201,400	88.22%
221	Courthouse Security	369,141	500,000	73.83%
223	Consumer Health Fund	725,745	934,400	77.67%
224	Juvenile Delinquency Prevention	104	-	OVER 100%
225	Alternative Dispute Resolution	258,749	381,600	67.81%
226	Probate Contribution Fund	80,263	140,200	57.25%
227	Justice Court Technology Fund	16,792	20,200	83.13%
228	Justice Court Building Security	4,154	4,640	89.53%
229	Child Abuse Prevention Fund	5,338	8,070	66.15%
230	Family Protection	81,747	125,800	64.98%
231	Guardianship	56,077	80,030	70.07%
232	Drug & Alcohol Court	125,581	180,800	69.46%
233	County and District Court Technology Fund	35,064	51,200	68.48%
241	Law Library	779,659	1,132,000	68.87%
242	Education Fund	108,810	114,074	95.39%
243	Appellate Judicial System	100,916	150,060	67.25%
251	Vehicle Inventory Tax	64,220	58,900	OVER 100%
451	Non-Debt Capital	23,133,461	33,654,668	68.74%
476	2006 Bond Election - Buildings	46,615	100,000	46.62%
477	2006 Bond Election - Transportation	108,598	150,000	72.40%
511	Resource Connection	2,027,299	3,203,274	63.29%
512	Oil & Gas Royalty Resource Connection	144,964	301,500	48.08%
615	Self Insurance	22,659	251,900	9.00%
619	Workers Compensation	2,030,131	2,919,500	69.54%
621	County Clerk Professional Liability	1,145	1,600	71.56%
622	District Clerk Professional Liability	1,236	1,500	82.40%
651	Employee Group Insurance - Medical	48,823,959	70,029,312	69.72%
D62	DA Restitution Collection Fee	25,227	40,000	63.07%
D83	DA Non-Drug Forfeitures	40,630	600	OVER 100%
D87	DA Law Enforcement	977,413	2,067,000	47.29%
S87	Sheriff's Inmate Commissary Fund	1,048,392	1,004,700	OVER 100%
S95	Sheriff Fed Forfeiture-Treasury Funds	60,916	1,200	OVER 100%
S96	Sheriff Drug Forfeiture-Non DEA	35,583	600	OVER 100%
S97	Sheriff Fed Forfeiture-Justice Funds	21,380	150	OVER 100%
T04	Public Health	8,307,608	11,827,489	70.24%
T0420	Public Health - Op Sub	108	-	OVER 100%
T0450	Public Health 1115 Waiver	8,897,712	14,420,549	61.70%
T05	125 Forfeitures	1,244	2,000	62.20%
T06	Children's Home Fund	1,481	3,130	47.32%
T07	Bail Bond Board	16,300	29,500	55.25%
T08	TDPRS - Title IVE	280	1,000	28.00%
T09	Constable Forfeiture	2,593	-	OVER 100%
T10	Juvenile Probation District	12,138	21,400	56.72%
T11	Unclaimed Juvenile Restitution	18	-	OVER 100%
T13	Deferred Prosecution Program	38,925	55,360	70.31%
T15	SLIAG-Human Services	-	-	0.00%
T20	Historical Commission	8	10	80.00%
T21	Historical Comm Archives	1,063	1,015	OVER 100%
T23	Cemetery Fund	67	90	74.44%
T30	DA - JPS Contract	280,950	421,425	66.67%
T31	TC Emergency Service District #1	54,822	84,150	65.15%

**TARRANT COUNTY, TEXAS
SPECIAL BUDGETS
FOR THE EIGHT (8) MONTHS ENDED 5/31/2015
BUDGET VERSUS ACTUAL (BUDGET BASIS) REVENUE**

FUND #	FUND NAME	ACTUAL REVENUE	BUDGETED REVENUE	PERCENT COLLECTED
T33	CSCD Bond Supervision Unit	302,139	604,000	50.02%
T34	DIRECT Program	18,451	-	OVER 100%
T37	Medical Examiner Conference Fund	52,647	30	OVER 100%
T39	Jail Inmate Reintegration Program	1	-	OVER 100%
T52	Misc Donations-Juvenile Provb	5,609	7,700	72.84%
T53	Tarrant County Disaster Relief Donations	49	-	OVER 100%
T56	Misc Donations - Human Services	135,125	135,200	99.94%
T5640	Human Services - Reliant Energy	14	-	OVER 100%
T5642	Human Services - Cirro	4	-	OVER 100%
T5644	Human Services - Stream	500	500	100.00%
T5645	Human Svc - Atmos	8	-	OVER 100%
T5646	Human Svc-Neighbor to Neighbor-DirEnergy	20,250	20,250	100.00%
T57	Misc Donations-CPS	36,339	60,860	59.71%
T58	Misc Donations-Health Dept	2,524	394	OVER 100%
T60	Misc Donations-Family Court	4,537	7,600	59.70%
T61	Misc Donations-CRCG	17	60	28.33%
T62	Misc Donations-Peace Officers Memorial	34	50	68.00%
T65	ATTF Rental Assoc Donation	2	-	OVER 100%
T71	Contract Elections	1,918,317	2,800,000	68.51%
T73	Elections Chapter 19	14,220	369,687	3.85%

**TARRANT COUNTY, TEXAS
BUDGET REPORT
FOR THE EIGHT (8) MONTHS ENDED 5/31/2015**

	<u>CURRENT MONTH EXPENDITURES</u>	<u>ENCUMBRANCES AND COMMITMENTS</u>	<u>TOTAL EXPENDITURES ENCUMBRANCES & COMMITMENTS</u>	<u>TOTAL BUDGET</u>	<u>UNEXPENDED BUDGET</u>	<u>% BUDGET USED</u>
RECORDS PRESERVATION & AUTOMATION - FILINGS (211)						
Buildings	11,865.56	10,847.71	59,750.25	100,000.00	40,249.75	59.75%
County Clerk	74,248.38	5,483.36	690,157.52	6,560,571.00	5,870,413.48	10.52%
FUND TOTAL	<u>\$ 86,113.94</u>	<u>\$ 16,331.07</u>	<u>\$ 749,907.77</u>	<u>\$ 6,660,571.00</u>	<u>\$ 5,910,663.23</u>	<u>11.26%</u>
RECORDS PRESERVATION & AUTOMATION - CONVICTIONS (212)						
Information Technology	59,427.98	30,381.59	405,167.44	762,229.00	357,061.56	53.16%
FUND TOTAL	<u>\$ 59,427.98</u>	<u>\$ 30,381.59</u>	<u>\$ 405,167.44</u>	<u>\$ 762,229.00</u>	<u>\$ 357,061.56</u>	<u>53.16%</u>
RECORDS PRESERVATION & RESTORATION (213)						
County Clerk	1,497,273.23	842,001.82	2,837,834.76	7,141,323.00	4,303,488.24	39.74%
FUND TOTAL	<u>\$ 1,497,273.23</u>	<u>\$ 842,001.82</u>	<u>\$ 2,837,834.76</u>	<u>\$ 7,141,323.00</u>	<u>\$ 4,303,488.24</u>	<u>39.74%</u>
COURT RECORD PRESERVATION FUND (214)						
Information Technology	-	-	-	543,749.00	543,749.00	0.00%
District Clerk	28,263.46	-	210,719.29	645,665.00	434,945.71	32.64%
FUND TOTAL	<u>\$ 28,263.46</u>	<u>\$ -</u>	<u>\$ 210,719.29</u>	<u>\$ 1,189,414.00</u>	<u>\$ 978,694.71</u>	<u>17.72%</u>
DISTRICT COURT RECORD TECHNOLOGY FUND (215)						
District Clerk	14,917.86	-	100,202.60	940,662.00	840,459.40	10.65%
FUND TOTAL	<u>\$ 14,917.86</u>	<u>\$ -</u>	<u>\$ 100,202.60</u>	<u>\$ 940,662.00</u>	<u>\$ 840,459.40</u>	<u>10.65%</u>
COURTHOUSE SECURITY FUND (221)						
Non-Departmental	48,411.22	-	369,140.70	500,000.00	130,859.30	73.83%
FUND TOTAL	<u>\$ 48,411.22</u>	<u>\$ -</u>	<u>\$ 369,140.70</u>	<u>\$ 500,000.00</u>	<u>\$ 130,859.30</u>	<u>73.83%</u>
CONSUMER HEALTH (223)						
Public Health	78,752.85	7,008.91	647,048.05	1,304,400.00	657,351.95	49.61%
FUND TOTAL	<u>\$ 78,752.85</u>	<u>\$ 7,008.91</u>	<u>\$ 647,048.05</u>	<u>\$ 1,304,400.00</u>	<u>\$ 657,351.95</u>	<u>49.61%</u>
JUVENILE DELINQUENCY PREVENTION (224)						
Facilities	-	-	-	2,091.00	2,091.00	0.00%
FUND TOTAL	<u>\$ -</u>	<u>\$ -</u>	<u>\$ -</u>	<u>\$ 2,091.00</u>	<u>\$ 2,091.00</u>	<u>0.00%</u>
ADRS (225)						
Non-Departmental	36,256.50	-	226,816.10	1,065,133.00	838,316.90	21.29%
FUND TOTAL	<u>\$ 36,256.50</u>	<u>\$ -</u>	<u>\$ 226,816.10</u>	<u>\$ 1,065,133.00</u>	<u>\$ 838,316.90</u>	<u>21.29%</u>

**TARRANT COUNTY, TEXAS
BUDGET REPORT
FOR THE EIGHT (8) MONTHS ENDED 5/31/2015**

	CURRENT MONTH EXPENDITURES	ENCUMBRANCES AND COMMITMENTS	TOTAL EXPENDITURES ENCUMBRANCES & COMMITMENTS	TOTAL BUDGET	UNEXPENDED BUDGET	% BUDGET USED
PROBATE CONTRIBUTIONS FUND (226)						
Probate Court 1	4,689.31	-	51,953.86	197,728.00	145,774.14	26.28%
Probate Court 2	3,925.25	-	46,575.97	73,089.00	26,513.03	63.73%
FUND TOTAL	<u>\$ 8,614.56</u>	<u>\$ -</u>	<u>\$ 98,529.83</u>	<u>\$ 270,817.00</u>	<u>\$ 172,287.17</u>	<u>36.38%</u>
JUSTICE COURT TECHNOLOGY (227)						
Information Technology	-	-	1,267.39	79,863.00	78,595.61	1.59%
FUND TOTAL	<u>\$ -</u>	<u>\$ -</u>	<u>\$ 1,267.39</u>	<u>\$ 79,863.00</u>	<u>\$ 78,595.61</u>	<u>1.59%</u>
JUSTICE COURT BLDG SECURITY (228)						
Non-Departmental	576.23	-	4,154.23	4,640.00	485.77	89.53%
FUND TOTAL	<u>\$ 576.23</u>	<u>\$ -</u>	<u>\$ 4,154.23</u>	<u>\$ 4,640.00</u>	<u>\$ 485.77</u>	<u>89.53%</u>
CHILD ABUSE PREVENTION (229)						
Non-Departmental	-	-	-	43,424.00	43,424.00	0.00%
FUND TOTAL	<u>\$ -</u>	<u>\$ -</u>	<u>\$ -</u>	<u>\$ 43,424.00</u>	<u>\$ 43,424.00</u>	<u>0.00%</u>
FAMILY PROTECTION (230)						
Non-Departmental	-	-	-	249,775.00	249,775.00	0.00%
323RD District Court	-	-	103,220.60	104,000.00	779.40	99.25%
Public Assistance	-	-	100,000.00	100,000.00	-	100.00%
FUND TOTAL	<u>\$ -</u>	<u>\$ -</u>	<u>\$ 203,220.60</u>	<u>\$ 453,775.00</u>	<u>\$ 250,554.40</u>	<u>44.78%</u>
GUARDIANSHIP (231)						
Non-Departmental	-	-	80,000.00	96,086.00	16,086.00	83.26%
FUND TOTAL	<u>\$ -</u>	<u>\$ -</u>	<u>\$ 80,000.00</u>	<u>\$ 96,086.00</u>	<u>\$ 16,086.00</u>	<u>83.26%</u>
DRUG & ALCOHOL COURT (232)						
323RD District Court	16,370.09	81,850.39	98,220.48	502,502.00	404,281.52	19.55%
Criminal Court Administration	6,605.61	-	50,399.34	460,583.00	410,183.66	10.94%
FUND TOTAL	<u>\$ 22,975.70</u>	<u>\$ 81,850.39</u>	<u>\$ 148,619.82</u>	<u>\$ 963,085.00</u>	<u>\$ 814,465.18</u>	<u>15.43%</u>
COUNTY & DISTRICT COURT TECHNOLOGY FUND (233)						
Information Technology	-	-	-	166,900.00	166,900.00	0.00%
FUND TOTAL	<u>\$ -</u>	<u>\$ -</u>	<u>\$ -</u>	<u>\$ 166,900.00</u>	<u>\$ 166,900.00</u>	<u>0.00%</u>
LAW LIBRARY (241)						
Law Library	75,913.02	237,000.14	823,790.87	1,266,722.00	442,931.13	65.03%
Judicial Law Library	13,710.00	77,520.40	173,064.31	175,000.00	1,935.69	98.89%
FUND TOTAL	<u>\$ 89,623.02</u>	<u>\$ 314,520.54</u>	<u>\$ 996,855.18</u>	<u>\$ 1,441,722.00</u>	<u>\$ 444,866.82</u>	<u>69.14%</u>
EDUCATION FUND (242)						
Sheriff	1,944.61	-	18,722.71	172,651.00	153,928.29	10.84%
Sheriff - Confinement	-	-	-	529.00	529.00	0.00%
Constable Precinct 1	-	-	-	2,536.00	2,536.00	0.00%
Constable Precinct 2	-	-	-	1,227.00	1,227.00	0.00%
Constable Precinct 3	-	-	-	2,328.00	2,328.00	0.00%
Constable Precinct 4	-	-	-	9,632.00	9,632.00	0.00%

**TARRANT COUNTY, TEXAS
BUDGET REPORT
FOR THE EIGHT (8) MONTHS ENDED 5/31/2015**

	CURRENT MONTH EXPENDITURES	ENCUMBRANCES AND COMMITMENTS	TOTAL EXPENDITURES ENCUMBRANCES & COMMITMENTS	TOTAL BUDGET	UNEXPENDED BUDGET	% BUDGET USED
EDUCATION FUND (242) (cont'd)						
Constable Precinct 5	-	-	-	1,533.00	1,533.00	0.00%
Constable Precinct 6	-	-	-	2,694.00	2,694.00	0.00%
Constable Precinct 7	-	-	-	3,371.00	3,371.00	0.00%
Constable Precinct 8	546.54	-	696.54	1,352.00	655.46	51.52%
Fire Marshal	-	-	-	781.00	781.00	0.00%
Probate Court 1	-	-	350.00	16,740.00	16,390.00	2.09%
Probate Court 2	1,132.30	-	8,310.02	20,797.00	12,486.98	39.96%
District Attorney	-	-	-	3,840.00	3,840.00	0.00%
FUND TOTAL	\$ 3,623.45	\$ -	\$ 28,079.27	\$ 240,011.00	\$ 211,931.73	11.70%
APPELLATE JUDICIAL SYSTEM (243)						
Appeals Court	14,278.02	-	95,992.90	153,417.00	57,424.10	62.57%
FUND TOTAL	\$ 14,278.02	\$ -	\$ 95,992.90	\$ 153,417.00	\$ 57,424.10	62.57%
VEHICLE INVENTORY TAX (251)						
Tax Assessor / Collector	4,808.04	-	40,559.50	411,191.00	370,631.50	9.86%
FUND TOTAL	\$ 4,808.04	\$ -	\$ 40,559.50	\$ 411,191.00	\$ 370,631.50	9.86%
NON-DEBT CAPITAL (451)						
County Judge	-	-	4,150.00	4,150.00	-	100.00%
County Administrator	-	5,392.00	10,855.84	36,643.00	25,787.16	29.63%
Non-Departmental	-	-	2,597.00	3,204,579.00	3,201,982.00	0.08%
Auditor	-	2,209.00	29,203.69	30,029.00	825.31	97.25%
Budget/Risk Management	6,338.00	-	6,338.00	7,250.00	912.00	87.42%
Tax Assessor / Collector	7,549.95	30,001.21	165,509.04	236,055.00	70,545.96	70.11%
Information Technology	972,599.75	2,897,028.47	9,443,577.25	19,682,765.00	10,239,187.75	47.98%
Human Resources	-	-	336.15	1,300.00	963.85	25.86%
Purchasing	-	-	4,689.00	4,689.00	-	100.00%
Facilities	-	7,450.00	193,854.05	245,787.00	51,932.95	78.87%
Sheriff	-	59,412.00	150,973.67	160,034.00	9,060.33	94.34%
Sheriff - Confinement	-	-	54,638.35	55,840.00	1,201.65	97.85%
Constable Precinct 1	-	-	1,202.01	1,555.00	352.99	77.30%
Constable Precinct 3	-	-	-	2,000.00	2,000.00	0.00%
Constable Precinct 4	-	-	3,890.00	3,890.00	-	100.00%
Constable Precinct 6	-	-	478.52	500.00	21.48	95.70%
Constable Precinct 7	-	1,140.93	1,140.93	1,400.00	259.07	81.50%
Constable Precinct 8	-	1,316.00	2,432.00	2,450.00	18.00	99.27%
Medical Examiner	4,937.00	-	148,420.03	149,594.00	1,173.97	99.22%
Community Supervision	-	-	4,558.11	6,500.00	1,941.89	70.12%
Juvenile Services	1,856.94	1,520.00	23,640.66	42,243.00	18,602.34	55.96%
Buildings	167,378.60	1,201,698.01	1,794,054.95	34,669,797.00	32,875,742.05	5.17%
Resource Connection	5,625.00	28,300.00	33,925.00	1,000,000.00	966,075.00	3.39%
Criminal District Court 3	-	-	998.00	998.00	-	100.00%
Criminal District Court 4	-	-	948.50	3,500.00	2,551.50	27.10%
297TH District Court	-	1,550.47	3,514.02	3,564.00	49.98	98.60%
432ND District Court	-	-	692.98	2,300.00	1,607.02	30.13%
233RD District Court	-	-	713.72	778.00	64.28	91.74%
322ND District Court	-	-	4,150.00	4,200.00	50.00	98.81%
323RD District Court	-	-	863.00	863.00	-	100.00%
324TH District Court	-	-	3,495.00	3,495.00	-	100.00%
360TH District Court	-	-	240.00	240.00	-	100.00%
Criminal Court Administration	-	6,626.00	15,676.00	21,465.00	5,789.00	73.03%
County Court at Law #2	-	499.00	499.00	500.00	1.00	99.80%
County Criminal Court 1	-	-	559.31	2,000.00	1,440.69	27.97%
County Criminal Court 2	-	-	116.00	116.00	-	100.00%
County Criminal Court 3	147.20	-	147.20	1,000.00	852.80	14.72%
County Criminal Court 8	-	-	-	1,000.00	1,000.00	0.00%
Justice of the Peace Pct 1	-	-	1,720.74	1,729.00	8.26	99.52%
Justice of the Peace Pct 4	-	-	4,150.00	4,150.00	-	100.00%
Justice of the Peace Pct 7	-	-	656.25	2,763.00	2,106.75	23.75%
District Attorney	-	14,760.00	46,356.40	56,440.00	10,083.60	82.13%
District Clerk	-	369.51	21,684.21	45,318.00	23,633.79	47.85%
Domestic Relations	-	-	1,436.04	1,913.00	476.96	75.07%
Courts / Judiciary	-	-	-	2,023.00	2,023.00	0.00%

**TARRANT COUNTY, TEXAS
BUDGET REPORT
FOR THE EIGHT (8) MONTHS ENDED 5/31/2015**

	CURRENT MONTH EXPENDITURES	ENCUMBRANCES AND COMMITMENTS	TOTAL EXPENDITURES ENCUMBRANCES & COMMITMENTS	TOTAL BUDGET	UNEXPENDED BUDGET	% BUDGET USED
NON-DEBT CAPITAL (451) (cont'd)						
Texas AgriLife Extension	-	-	3,971.00	4,821.00	850.00	82.37%
Commissioner Precinct 1	466,017.00	286,332.40	1,023,547.59	7,787,373.00	6,763,825.41	13.14%
Commissioner Precinct 2	303,000.00	-	310,752.42	405,540.00	94,787.58	76.63%
Commissioner Precinct 3	-	178,663.24	357,901.18	607,226.00	249,324.82	58.94%
Commissioner Precinct 4	-	-	19,001.60	406,716.00	387,714.40	4.67%
Transportation	100,406.73	370,703.20	1,580,823.21	1,620,849.00	40,025.79	97.53%
FUND TOTAL	<u>\$ 2,035,856.17</u>	<u>\$ 5,094,971.44</u>	<u>\$ 15,485,077.62</u>	<u>\$ 70,541,930.00</u>	<u>\$ 55,056,852.38</u>	<u>21.95%</u>
2006 BOND ELECTION (476)						
Non-Departmental Buildings	871,100.38	2,581,804.68	4,714,120.16	19,875,737.00	15,161,616.84	23.72%
FUND TOTAL	<u>\$ 871,100.38</u>	<u>\$ 2,581,804.68</u>	<u>\$ 4,716,190.16</u>	<u>\$ 20,969,901.00</u>	<u>\$ 16,253,710.84</u>	<u>22.49%</u>
2006 BOND ELECTION-TRANSPORTATION (477)						
Non-Departmental Transportation	500,000.00	5,414,675.47	7,816,173.69	45,394,303.00	37,578,129.31	17.22%
FUND TOTAL	<u>\$ 500,000.00</u>	<u>\$ 5,414,675.47</u>	<u>\$ 7,817,451.69</u>	<u>\$ 46,289,748.00</u>	<u>\$ 38,472,296.31</u>	<u>16.89%</u>
RESOURCE CONNECTION (511)						
Non-Departmental Resource Connection	198,453.07	243,809.39	1,930,892.27	3,284,011.00	1,353,118.73	58.80%
FUND TOTAL	<u>\$ 198,453.07</u>	<u>\$ 243,809.39</u>	<u>\$ 1,930,892.27</u>	<u>\$ 3,576,002.00</u>	<u>\$ 1,645,109.73</u>	<u>54.00%</u>
OIL & GAS ROYALTY (512)						
Resource Connection	-	27,945.00	27,945.00	975,422.00	947,477.00	2.86%
FUND TOTAL	<u>\$ -</u>	<u>\$ 27,945.00</u>	<u>\$ 27,945.00</u>	<u>\$ 975,422.00</u>	<u>\$ 947,477.00</u>	<u>2.86%</u>
SELF INSURANCE (615)						
Self Insurance	12,177.33	44,371.54	149,897.74	1,607,789.00	1,457,891.26	9.32%
FUND TOTAL	<u>\$ 12,177.33</u>	<u>\$ 44,371.54</u>	<u>\$ 149,897.74</u>	<u>\$ 1,607,789.00</u>	<u>\$ 1,457,891.26</u>	<u>9.32%</u>
WORKERS COMPENSATION (619)						
Self Insurance	236,277.74	-	2,169,748.65	4,677,388.00	2,507,639.35	46.39%
FUND TOTAL	<u>\$ 236,277.74</u>	<u>\$ -</u>	<u>\$ 2,169,748.65</u>	<u>\$ 4,677,388.00</u>	<u>\$ 2,507,639.35</u>	<u>46.39%</u>
COUNTY CLERK PROFESSIONAL LIABILITY (621)						
County Clerk	-	-	-	677,782.00	677,782.00	0.00%
FUND TOTAL	<u>\$ -</u>	<u>\$ -</u>	<u>\$ -</u>	<u>\$ 677,782.00</u>	<u>\$ 677,782.00</u>	<u>0.00%</u>
DISTRICT CLERK PROFESSIONAL LIABILITY (622)						
District Clerk	-	-	-	663,585.00	663,585.00	0.00%
FUND TOTAL	<u>\$ -</u>	<u>\$ -</u>	<u>\$ -</u>	<u>\$ 663,585.00</u>	<u>\$ 663,585.00</u>	<u>0.00%</u>
EMPLOYEE INSURANCE (651)						
Non-Departmental Self Insurance	50,520.00	202,082.25	580,126.38	13,510,000.00	12,929,873.62	4.29%
Self Insurance	5,420,594.57	-	45,257,255.99	69,416,270.00	24,159,014.01	65.20%
FUND TOTAL	<u>\$ 5,471,114.57</u>	<u>\$ 202,082.25</u>	<u>\$ 45,837,382.37</u>	<u>\$ 82,926,270.00</u>	<u>\$ 37,088,887.63</u>	<u>55.27%</u>

**TARRANT COUNTY, TEXAS
BUDGET REPORT
FOR THE EIGHT (8) MONTHS ENDED 5/31/2015**

	CURRENT MONTH EXPENDITURES	ENCUMBRANCES AND COMMITMENTS	TOTAL EXPENDITURES ENCUMBRANCES & COMMITMENTS	TOTAL BUDGET	UNEXPENDED BUDGET	% BUDGET USED
DA RESTITUTION COLLECTION FEE (D62)						
District Attorney	3,348.26	-	25,227.01	40,160.00	14,932.99	62.82%
FUND TOTAL	<u>\$ 3,348.26</u>	<u>\$ -</u>	<u>\$ 25,227.01</u>	<u>\$ 40,160.00</u>	<u>\$ 14,932.99</u>	<u>62.82%</u>
DA NON-DRUG FORFEITURES (D83)						
District Attorney	-	-	5,011.75	139,560.00	134,548.25	3.59%
FUND TOTAL	<u>\$ -</u>	<u>\$ -</u>	<u>\$ 5,011.75</u>	<u>\$ 139,560.00</u>	<u>\$ 134,548.25</u>	<u>3.59%</u>
DA LAW ENFORCEMENT (D87)						
District Attorney	(156,007.00)	1,906.49	989,329.77	2,067,000.00	1,077,670.23	47.86%
FUND TOTAL	<u>\$ (156,007.00)</u>	<u>\$ 1,906.49</u>	<u>\$ 989,329.77</u>	<u>\$ 2,067,000.00</u>	<u>\$ 1,077,670.23</u>	<u>47.86%</u>
SHERIFFS INMATE COMMISSARY (S87)						
Sheriff - Confinement	87,455.70	14,631.34	644,082.52	3,157,488.00	2,513,405.48	20.40%
FUND TOTAL	<u>\$ 87,455.70</u>	<u>\$ 14,631.34</u>	<u>\$ 644,082.52</u>	<u>\$ 3,157,488.00</u>	<u>\$ 2,513,405.48</u>	<u>20.40%</u>
SHERIFF FEDERAL FORFEITURE-TREASURY (S95)						
Sheriff	-	-	24,105.00	521,761.00	497,656.00	4.62%
FUND TOTAL	<u>\$ -</u>	<u>\$ -</u>	<u>\$ 24,105.00</u>	<u>\$ 521,761.00</u>	<u>\$ 497,656.00</u>	<u>4.62%</u>
SHERIFF FEDERAL FORFEITURE-NON DEA (S96)						
Sheriff	2,616.13	12,600.00	15,782.50	218,912.00	203,129.50	7.21%
FUND TOTAL	<u>\$ 2,616.13</u>	<u>\$ 12,600.00</u>	<u>\$ 15,782.50</u>	<u>\$ 218,912.00</u>	<u>\$ 203,129.50</u>	<u>7.21%</u>
SHERIFF FEDERAL FORFEITURE-JUSTICE (S97)						
Sheriff	242.96	1,650.00	3,918.71	80,066.00	76,147.29	4.89%
FUND TOTAL	<u>\$ 242.96</u>	<u>\$ 1,650.00</u>	<u>\$ 3,918.71</u>	<u>\$ 80,066.00</u>	<u>\$ 76,147.29</u>	<u>4.89%</u>
PUBLIC HEALTH (T04)						
Buildings	5,536.07	1,104.88	69,521.46	195,390.00	125,868.54	35.58%
Public Health	797,029.08	205,454.03	6,574,211.23	11,458,169.00	4,883,957.77	57.38%
T0410-2015 Public Health - Cash Match						
Public Health	87,701.83	22,707.53	205,956.17	420,040.00	214,083.83	49.03%
T0420-2015 Public Health - Op Sub						
Public Health	1,133.14	-	45,298.96	1,253,890.00	1,208,591.04	3.61%
T0450-2015 Public Health 1115 Waiver						
Non-Departmental	-	-	-	8,797,666.00	8,797,666.00	0.00%
Public Health	224,080.00	213,525.74	5,640,303.88	10,693,839.00	5,053,535.12	52.74%
FUND TOTAL	<u>\$ 1,115,480.12</u>	<u>\$ 442,792.18</u>	<u>\$ 12,535,291.70</u>	<u>\$ 32,818,994.00</u>	<u>\$ 20,283,702.30</u>	<u>38.20%</u>
SECTION 125 FORFEITURES (T05)						
Self Insurance	35,404.69	23,350.91	208,545.74	803,730.00	595,184.26	25.95%
FUND TOTAL	<u>\$ 35,404.69</u>	<u>\$ 23,350.91</u>	<u>\$ 208,545.74</u>	<u>\$ 803,730.00</u>	<u>\$ 595,184.26</u>	<u>25.95%</u>

**TARRANT COUNTY, TEXAS
BUDGET REPORT
FOR THE EIGHT (8) MONTHS ENDED 5/31/2015**

	<u>CURRENT MONTH EXPENDITURES</u>	<u>ENCUMBRANCES AND COMMITMENTS</u>	<u>TOTAL EXPENDITURES ENCUMBRANCES & COMMITMENTS</u>	<u>TOTAL BUDGET</u>	<u>UNEXPENDED BUDGET</u>	<u>% BUDGET USED</u>
CHILDREN'S HOME FUND (T06)						
Juvenile Services	-	-	-	60,005.00	60,005.00	0.00%
FUND TOTAL	<u>\$ -</u>	<u>\$ -</u>	<u>\$ -</u>	<u>\$ 60,005.00</u>	<u>\$ 60,005.00</u>	<u>0.00%</u>
BAIL BOND BOARD (T07)						
Non-Departmental	-	-	5,005.00	30,500.00	25,495.00	16.41%
FUND TOTAL	<u>\$ -</u>	<u>\$ -</u>	<u>\$ 5,005.00</u>	<u>\$ 30,500.00</u>	<u>\$ 25,495.00</u>	<u>16.41%</u>
TDRPS - TITLE IVE (T08)						
Child Protective Services	3,574.42	1,082.18	40,588.82	192,525.00	151,936.18	21.08%
FUND TOTAL	<u>\$ 3,574.42</u>	<u>\$ 1,082.18</u>	<u>\$ 40,588.82</u>	<u>\$ 192,525.00</u>	<u>\$ 151,936.18</u>	<u>21.08%</u>
CONSTABLE FORFEITURE (T09)						
Constable Precinct 7	-	305.00	9,969.97	10,747.00	777.03	92.77%
FUND TOTAL	<u>\$ -</u>	<u>\$ 305.00</u>	<u>\$ 9,969.97</u>	<u>\$ 10,747.00</u>	<u>\$ 777.03</u>	<u>92.77%</u>
JUVENILE PROBATION DISTRICT (T10)						
Juvenile Services	1,405.28	-	12,079.67	196,745.00	184,665.33	6.14%
FUND TOTAL	<u>\$ 1,405.28</u>	<u>\$ -</u>	<u>\$ 12,079.67</u>	<u>\$ 196,745.00</u>	<u>\$ 184,665.33</u>	<u>6.14%</u>
UNCLAIMED JUVENILE RESTITUTION (T11)						
Juvenile Services	-	-	-	10,801.00	10,801.00	0.00%
FUND TOTAL	<u>\$ -</u>	<u>\$ -</u>	<u>\$ -</u>	<u>\$ 10,801.00</u>	<u>\$ 10,801.00</u>	<u>0.00%</u>
DEFERRED PROSECUTION (T13)						
District Attorney	5,925.00	-	38,925.00	55,360.00	16,435.00	70.31%
FUND TOTAL	<u>\$ 5,925.00</u>	<u>\$ -</u>	<u>\$ 38,925.00</u>	<u>\$ 55,360.00</u>	<u>\$ 16,435.00</u>	<u>70.31%</u>
SLIAG - HUMAN SERVICE (T15)						
Human Services	-	-	-	231.00	231.00	0.00%
FUND TOTAL	<u>\$ -</u>	<u>\$ -</u>	<u>\$ -</u>	<u>\$ 231.00</u>	<u>\$ 231.00</u>	<u>0.00%</u>
HISTORICAL COMMISSION (T20)						
Historical Commission	-	-	-	4,677.00	4,677.00	0.00%
FUND TOTAL	<u>\$ -</u>	<u>\$ -</u>	<u>\$ -</u>	<u>\$ 4,677.00</u>	<u>\$ 4,677.00</u>	<u>0.00%</u>
HISTORICAL COMMISSION ARCHIVES (T21)						
Historical Commission	-	-	471.24	8,069.00	7,597.76	5.84%
FUND TOTAL	<u>\$ -</u>	<u>\$ -</u>	<u>\$ 471.24</u>	<u>\$ 8,069.00</u>	<u>\$ 7,597.76</u>	<u>5.84%</u>
CEMETERY FUND (T23)						
Historical Commission	-	-	-	24,743.00	24,743.00	0.00%
FUND TOTAL	<u>\$ -</u>	<u>\$ -</u>	<u>\$ -</u>	<u>\$ 24,743.00</u>	<u>\$ 24,743.00</u>	<u>0.00%</u>

**TARRANT COUNTY, TEXAS
BUDGET REPORT
FOR THE EIGHT (8) MONTHS ENDED 5/31/2015**

	CURRENT MONTH EXPENDITURES	ENCUMBRANCES AND COMMITMENTS	TOTAL EXPENDITURES ENCUMBRANCES & COMMITMENTS	TOTAL BUDGET	UNEXPENDED BUDGET	% BUDGET USED
DA JPS CONTRACT (T30)						
District Attorney	33,050.10	16,000.00	279,723.70	421,425.00	141,701.30	66.38%
FUND TOTAL	<u>\$ 33,050.10</u>	<u>\$ 16,000.00</u>	<u>\$ 279,723.70</u>	<u>\$ 421,425.00</u>	<u>\$ 141,701.30</u>	<u>66.38%</u>
EMERGENCY SERVICES DISTRICT (T31)						
Fire Marshal	6,131.41	-	50,841.30	79,150.00	28,308.70	64.23%
FUND TOTAL	<u>\$ 6,131.41</u>	<u>\$ -</u>	<u>\$ 50,841.30</u>	<u>\$ 79,150.00</u>	<u>\$ 28,308.70</u>	<u>64.23%</u>
CSCD BOND SUPERVISION UNIT (T33)						
Community Supervision	40,625.16	-	363,007.59	604,000.00	240,992.41	60.10%
FUND TOTAL	<u>\$ 40,625.16</u>	<u>\$ -</u>	<u>\$ 363,007.59</u>	<u>\$ 604,000.00</u>	<u>\$ 240,992.41</u>	<u>60.10%</u>
DIRECT PROGRAM (T34)						
Criminal Court Administration	590.00	-	3,521.00	43,501.00	39,980.00	8.09%
FUND TOTAL	<u>\$ 590.00</u>	<u>\$ -</u>	<u>\$ 3,521.00</u>	<u>\$ 43,501.00</u>	<u>\$ 39,980.00</u>	<u>8.09%</u>
MEDICAL EXAMINER CONFERENCE (T37)						
Medical Examiner	-	-	5,798.89	11,169.00	5,370.11	51.92%
FUND TOTAL	<u>\$ -</u>	<u>\$ -</u>	<u>\$ 5,798.89</u>	<u>\$ 11,169.00</u>	<u>\$ 5,370.11</u>	<u>51.92%</u>
INMATE REINTEGRATION PROGRAM (T39)						
Non-Departmental	-	-	-	128.00	128.00	0.00%
FUND TOTAL	<u>\$ -</u>	<u>\$ -</u>	<u>\$ -</u>	<u>\$ 128.00</u>	<u>\$ 128.00</u>	<u>0.00%</u>
MISCELLANEOUS DONATIONS - JUVENILE PROBATION (T52)						
Juvenile Services	498.87	1,541.04	3,226.93	47,146.00	43,919.07	6.84%
FUND TOTAL	<u>\$ 498.87</u>	<u>\$ 1,541.04</u>	<u>\$ 3,226.93</u>	<u>\$ 47,146.00</u>	<u>\$ 43,919.07</u>	<u>6.84%</u>
MISCELLANEOUS DONATIONS - HUMAN SERVICES-TXU (T56)						
Human Services	25,914.19	-	143,518.22	195,524.00	52,005.78	73.40%
FUND TOTAL	<u>\$ 25,914.19</u>	<u>\$ -</u>	<u>\$ 143,518.22</u>	<u>\$ 195,524.00</u>	<u>\$ 52,005.78</u>	<u>73.40%</u>
MISCELLANEOUS DONATIONS - HUMAN SERVICES-RELIANT (T5640)						
Human Services	1,501.36	-	11,128.36	14,646.00	3,517.64	75.98%
FUND TOTAL	<u>\$ 1,501.36</u>	<u>\$ -</u>	<u>\$ 11,128.36</u>	<u>\$ 14,646.00</u>	<u>\$ 3,517.64</u>	<u>75.98%</u>
MISCELLANEOUS DONATIONS - HUMAN SERVICES-CIRRO (T5642)						
Human Services	-	-	134.25	2,337.00	2,202.75	5.74%
FUND TOTAL	<u>\$ -</u>	<u>\$ -</u>	<u>\$ 134.25</u>	<u>\$ 2,337.00</u>	<u>\$ 2,202.75</u>	<u>5.74%</u>
MISCELLANEOUS DONATIONS HUMAN SERVICES-STREAM (T5644)						
Human Services	-	-	508.70	524.00	15.30	97.08%
FUND TOTAL	<u>\$ -</u>	<u>\$ -</u>	<u>\$ 508.70</u>	<u>\$ 524.00</u>	<u>\$ 15.30</u>	<u>97.08%</u>

**TARRANT COUNTY, TEXAS
BUDGET REPORT
FOR THE EIGHT (8) MONTHS ENDED 5/31/2015**

	<u>CURRENT MONTH EXPENDITURES</u>	<u>ENCUMBRANCES AND COMMITMENTS</u>	<u>TOTAL EXPENDITURES ENCUMBRANCES & COMMITMENTS</u>	<u>TOTAL BUDGET</u>	<u>UNEXPENDED BUDGET</u>	<u>% BUDGET USED</u>
MISCELLANEOUS DONATIONS HUMAN SERVICES-ATMOS (T5645)						
Human Services	-	-	10,487.07	10,638.00	150.93	98.58%
FUND TOTAL	<u>\$ -</u>	<u>\$ -</u>	<u>\$ 10,487.07</u>	<u>\$ 10,638.00</u>	<u>\$ 150.93</u>	<u>98.58%</u>
MISCELLANEOUS DONATIONS HUMAN SERVICES-DIRECT ENERGY (T5646)						
Human Services	5,104.66	-	24,697.95	30,766.00	6,068.05	80.28%
FUND TOTAL	<u>\$ 5,104.66</u>	<u>\$ -</u>	<u>\$ 24,697.95</u>	<u>\$ 30,766.00</u>	<u>\$ 6,068.05</u>	<u>80.28%</u>
MISCELLANEOUS DONATIONS - CPS (T57)						
Child Protective Services	71.10	-	9,864.28	62,268.00	52,403.72	15.84%
FUND TOTAL	<u>\$ 71.10</u>	<u>\$ -</u>	<u>\$ 9,864.28</u>	<u>\$ 62,268.00</u>	<u>\$ 52,403.72</u>	<u>15.84%</u>
MISCELLANEOUS DONATIONS - HEALTH DEPT (T58)						
Public Health	1,088.46	3,778.05	7,361.91	56,289.00	48,927.09	13.08%
FUND TOTAL	<u>\$ 1,088.46</u>	<u>\$ 3,778.05</u>	<u>\$ 7,361.91</u>	<u>\$ 56,289.00</u>	<u>\$ 48,927.09</u>	<u>13.08%</u>
MISCELLANEOUS DONATIONS - FAMILY COURT SERVICES (T60)						
Domestic Relations	-	-	3,311.40	7,600.00	4,288.60	43.57%
FUND TOTAL	<u>\$ -</u>	<u>\$ -</u>	<u>\$ 3,311.40</u>	<u>\$ 7,600.00</u>	<u>\$ 4,288.60</u>	<u>43.57%</u>
MISCELLANEOUS DONATIONS - CRCG (T61)						
Public Assistance	1,700.00	-	5,156.00	12,398.00	7,242.00	41.59%
FUND TOTAL	<u>\$ 1,700.00</u>	<u>\$ -</u>	<u>\$ 5,156.00</u>	<u>\$ 12,398.00</u>	<u>\$ 7,242.00</u>	<u>41.59%</u>
MISCELLANEOUS DONATIONS - PEACE OFFICERS MEMORIAL (T62)						
Peace Officers Memorial	-	-	-	20,392.00	20,392.00	0.00%
FUND TOTAL	<u>\$ -</u>	<u>\$ -</u>	<u>\$ -</u>	<u>\$ 20,392.00</u>	<u>\$ 20,392.00</u>	<u>0.00%</u>
ATTF RENTAL ASSOC DONATION (T65)						
Sheriff	-	-	1.60	572.00	570.40	0.28%
FUND TOTAL	<u>\$ -</u>	<u>\$ -</u>	<u>\$ 1.60</u>	<u>\$ 572.00</u>	<u>\$ 570.40</u>	<u>0.28%</u>
CONTRACT ELECTIONS (T71)						
Elections Administration	486,881.93	33,471.25	1,890,611.82	2,950,000.00	1,059,388.18	64.09%
FUND TOTAL	<u>\$ 486,881.93</u>	<u>\$ 33,471.25</u>	<u>\$ 1,890,611.82</u>	<u>\$ 2,950,000.00</u>	<u>\$ 1,059,388.18</u>	<u>64.09%</u>
ELECTIONS CHAPTER 19 (T73)						
Elections Administration	7,048.50	-	25,790.78	369,687.00	343,896.22	6.98%
FUND TOTAL	<u>\$ 7,048.50</u>	<u>\$ -</u>	<u>\$ 25,790.78</u>	<u>\$ 369,687.00</u>	<u>\$ 343,896.22</u>	<u>6.98%</u>

