


**TARRANT COUNTY FINANCIAL STATEMENTS**

**FOR THE MONTH OF JUNE 2011**



## **TARRANT COUNTY**

**TARRANT COUNTY ADMINISTRATION BUILDING - ROOM 506  
100 E. WEATHERFORD  
FORT WORTH, TEXAS 76196-0103  
817/884-1205  
Fax 817/884-1104**

**S. RENEE TIDWELL, CPA  
COUNTY AUDITOR  
rtidwell@tarrantcounty.com**

**RONALD D. BERTEL, CPA  
FIRST ASSISTANT COUNTY AUDITOR  
rbertel@tarrantcounty.com**

July 26, 2011


The Honorable District Judges  
The Honorable Commissioners Court  
Tarrant County, Texas

RE: County Auditor's June 2011 Financial Reports

I herewith submit the financial report of Tarrant County, Texas as of and for the nine (9) months ended June 30, 2011.

If you have any questions concerning this report or the financial well being of the County, please call.

Sincerely,

  
S. Renee Tidwell, CPA  
County Auditor

**TARRANT COUNTY, TEXAS  
COMBINED BALANCE SHEET  
GOVERNMENTAL FUNDS  
AS OF 6/30/2011**

| <u>COMBINED<br/>TOTAL</u>           |   | <u>GENERAL</u>          | <u>ROAD &amp;<br/>BRIDGE</u> | <u>DEBT<br/>SERVICE</u> |
|-------------------------------------|---|-------------------------|------------------------------|-------------------------|
| <b>ASSETS</b>                       |   |                         |                              |                         |
| \$449,274,041.79                    | CASH AND INVESTMENTS                      | \$126,037,153.30        | \$13,669,968.93              | \$29,382,007.24         |
| 18,808,020.35                       | TAXES RECEIVABLE (NET)                    | 16,487,853.03           | 8,009.76                     | 2,312,157.56            |
| 10,030,847.76                       | OTHER RECEIVABLES (NET)                   | 5,031,306.51            | 58,016.05                    | 420,492.44              |
| 16,740,259.16                       | FEE OFFICE RECEIVABLE                     | 16,740,259.16           | 0.00                         | 0.00                    |
| 7,217,028.83                        | DUE FROM OTHER FUNDS                      | 7,217,028.83            | 0.00                         | 0.00                    |
| 1,799,273.99                        | ADVANCE TO ENTERPRISE FUND                | 0.00                    | 0.00                         | 0.00                    |
| 4,390,000.00                        | LONG TERM RECEIVABLE - TCCC               | 4,390,000.00            | 0.00                         | 0.00                    |
| 1,919,508.18                        | PREPAID EXPENSES AND INVENTORY            | 912,592.85              | 859,990.11                   | 0.00                    |
| <u>\$510,178,980.06</u>             | <b>TOTAL ASSETS</b>                       | <u>\$176,816,193.68</u> | <u>\$14,595,984.85</u>       | <u>\$32,114,657.24</u>  |
| <b>LIABILITIES AND FUND BALANCE</b> |   |                         |                              |                         |
| <b>LIABILITIES:</b>                 |   |                         |                              |                         |
| \$7,786,140.93                      | ACCOUNTS PAYABLE                          | \$1,370,675.95          | \$1,330,126.68               | \$0.00                  |
| 19,651,440.20                       | OTHER LIABILITIES                         | 14,656,254.32           | 661,922.33                   | 0.00                    |
| 7,217,028.83                        | DUE TO OTHER FUNDS                        | 0.00                    | 0.00                         | 0.00                    |
| 22,429,697.98                       | DEFERRED REVENUE                          | 16,487,853.03           | 8,009.76                     | 2,312,157.56            |
| 16,740,259.16                       | DEFERRED REVENUE-FEE OFFICE               | 16,740,259.16           | 0.00                         | 0.00                    |
| 73,824,567.10                       | <b>TOTAL LIABILITIES</b>                  | 49,255,042.46           | 2,000,058.77                 | 2,312,157.56            |
| <b>FUND BALANCE:</b>                |   |                         |                              |                         |
| <u>436,354,412.96</u>               | <b>FUND BALANCE</b>                       | <u>127,561,151.22</u>   | <u>12,595,926.08</u>         | <u>29,802,499.68</u>    |
| <u>436,354,412.96</u>               | <b>TOTAL FUND BALANCE</b>                 | <u>127,561,151.22</u>   | <u>12,595,926.08</u>         | <u>29,802,499.68</u>    |
| <u>\$510,178,980.06</u>             | <b>TOTAL LIABILITIES AND FUND BALANCE</b> | <u>\$176,816,193.68</u> | <u>\$14,595,984.85</u>       | <u>\$32,114,657.24</u>  |

| <b>CAPITAL<br/>PROJECTS</b> | <b>GRANT FUNDS</b>     | <b>OTHER<br/>GOVERNMENTAL<br/>FUNDS</b> |
|-----------------------------|------------------------|---|
| \$247,027,738.11            | \$7,755,402.62         | \$25,401,771.59                         |
| 0.00                        | 0.00                   | 0.00                                    |
| 5,956.35                    | 4,437,835.47           | 77,240.94                               |
| 0.00                        | 0.00                   | 0.00                                    |
| 0.00                        | 0.00                   | 0.00                                    |
| 1,799,273.99                | 0.00                   | 0.00                                    |
| 0.00                        | 0.00                   | 0.00                                    |
| 0.00                        | 105,582.18             | 41,343.04                               |
| <b>\$248,832,968.45</b>     | <b>\$12,298,820.27</b> | <b>\$25,520,355.57</b>                  |

|                         |                        |                        |
|-------------------------|------------------------|------------------------|
| \$4,328,564.69          | \$386,087.44           | \$370,686.17           |
| 8,650.42                | 1,447,102.15           | 2,877,510.98           |
| 0.00                    | 6,843,953.05           | 373,075.78             |
| 0.00                    | 3,621,677.63           | 0.00                   |
| 0.00                    | 0.00                   | 0.00                   |
| 4,337,215.11            | 12,298,820.27          | 3,621,272.93           |
| <b>244,495,753.34</b>   | <b>0.00</b>            | <b>21,899,082.64</b>   |
| <b>244,495,753.34</b>   | <b>0.00</b>            | <b>21,899,082.64</b>   |
| <b>\$248,832,968.45</b> | <b>\$12,298,820.27</b> | <b>\$25,520,355.57</b> |

**TARRANT COUNTY, TEXAS**  
**COMBINED STATEMENT OF REVENUES AND EXPENDITURES**  
**AND CHANGES IN FUND BALANCE**  
**GOVERNMENTAL FUNDS**  
**FOR THE NINE (9) MONTHS ENDED 6/30/2011**

| <u>COMBINED<br/>TOTAL</u> |  | <u>GENERAL</u>          | <u>ROAD &amp;<br/>BRIDGE</u> | <u>DEBT<br/>SERVICE</u> |
|---------------------------|--|-------------------------|------------------------------|-------------------------|
|                           | <b>REVENUES:</b>   |                         |                              |                         |
| \$311,391,926.09          | TAXES, LICENSES AND PERMITS  | \$275,979,405.82        | \$963.57                     | \$35,378,032.16         |
| 53,653,593.24             | FEES OF OFFICE   | 30,767,455.53           | 14,862,728.88                | 0.00                    |
| 3,303,494.67              | FINES  | 3,303,494.67            | 0.00                         | 0.00                    |
| 73,907,829.08             | INTERGOVERNMENTAL  | 11,180,215.24           | 33,504.97                    | 0.00                    |
| 1,330,620.58              | INVESTMENT INCOME  | 411,555.80              | 30,061.76                    | 47,367.37               |
| 9,346,117.85              | MISCELLANEOUS  | 4,461,992.29            | 59,859.14                    | 0.00                    |
| <u>452,933,581.51</u>     | <b>TOTAL REVENUES</b>  | <u>326,104,119.35</u>   | <u>14,987,118.32</u>         | <u>35,425,399.53</u>    |
|                           | <b>EXPENDITURES:</b>   |                         |                              |                         |
|                           | <b>CURRENT:</b>  |                         |                              |                         |
| 75,568,901.42             | GENERAL GOVERNMENT   | 67,303,370.49           | 2,080,289.33                 | 0.00                    |
| 81,867,107.85             | PUBLIC SAFETY  | 78,858,696.98           | 0.00                         | 0.00                    |
| 105,867,812.01            | JUDICIAL   | 95,017,652.99           | 0.00                         | 0.00                    |
| 53,232,614.10             | COMMUNITY SERVICES   | 3,603,395.14            | 0.00                         | 0.00                    |
| 16,984,515.78             | TRANSPORTATION   | 0.00                    | 16,984,515.78                | 0.00                    |
| 77,205,912.26             | CAPITAL/CONSTRUCTION   | 0.00                    | 0.00                         | 0.00                    |
| 7,533,931.04              | DEBT SERVICE   | 0.00                    | 0.00                         | 7,533,931.04            |
| <u>418,260,794.46</u>     | <b>TOTAL EXPENDITURES</b>  | <u>244,783,115.60</u>   | <u>19,064,805.11</u>         | <u>7,533,931.04</u>     |
| 34,672,787.05             | <b>EXCESS (DEFICIT) OF REVENUES<br/>OVER EXPENDITURES</b>                              | 81,321,003.75           | (4,077,686.79)               | 27,891,468.49           |
|                           | <b>OTHER FINANCING SOURCES (USES):</b>   |                         |                              |                         |
| 21,870,809.65             | OPERATING TRANSFERS IN   | 535,418.58              | 5,075,413.51                 | 300,000.00              |
| (21,585,618.65)           | OPERATING TRANSFERS OUT  | (19,270,128.01)         | 0.00                         | 0.00                    |
| 34,957,978.05             | <b>EXCESS (DEFICIT ) OF REVENUES<br/>AND OPERATING TRANSFERS<br/>OVER EXPENDITURES</b> | 62,586,294.32           | 997,726.72                   | 28,191,468.49           |
|                           | <b>FUND BALANCES:</b>  |                         |                              |                         |
| 401,396,434.91            | BEGINNING OF PERIOD  | 64,974,856.90           | 11,598,199.36                | 1,611,031.19            |
| <u>\$436,354,412.96</u>   | <b>END OF PERIOD</b>   | <u>\$127,561,151.22</u> | <u>\$12,595,926.08</u>       | <u>\$29,802,499.68</u>  |

| <u>CAPITAL<br/>PROJECTS</u> | <u>GRANT FUNDS</u>   | <u>OTHER<br/>GOVERNMENTAL<br/>FUNDS</u> |
|-----------------------------|----------------------|---|
| \$0.00                      | \$0.00               | \$33,524.54                             |
| 0.00                        | 858,546.96           | 7,164,861.87                            |
| 0.00                        | 0.00                 | 0.00                                    |
| 489,199.80                  | 52,280,180.53        | 9,924,728.54                            |
| 770,524.29                  | 17,865.32            | 53,246.04                               |
| <u>549,277.56</u>           | <u>1,177,045.84</u>  | <u>3,097,943.02</u>                     |
| 1,809,001.65                | 54,333,638.65        | 20,274,304.01                           |
| 0.00                        | 774,052.13           | 5,411,189.47                            |
| 0.00                        | 2,210,732.39         | 797,678.48                              |
| 0.00                        | 7,350,520.49         | 3,499,638.53                            |
| 0.00                        | 40,631,458.27        | 8,997,760.69                            |
| 0.00                        | 0.00                 | 0.00                                    |
| 73,911,705.55               | 2,886,803.31         | 407,403.40                              |
| <u>0.00</u>                 | <u>0.00</u>          | <u>0.00</u>                             |
| <u>73,911,705.55</u>        | <u>53,853,566.59</u> | <u>19,113,670.57</u>                    |
| (72,102,703.90)             | 480,072.06           | 1,160,633.44                            |
| 12,194,714.49               | 0.00                 | 3,765,263.07                            |
| <u>(300,000.00)</u>         | <u>(480,072.06)</u>  | <u>(1,535,418.58)</u>                   |
| (60,207,989.41)             | 0.00                 | 3,390,477.93                            |
| <u>304,703,742.75</u>       | <u>0.00</u>          | <u>18,508,604.71</u>                    |
| <u>\$244,495,753.34</u>     | <u>\$0.00</u>        | <u>\$21,899,082.64</u>                  |

**TARRANT COUNTY, TEXAS**  
**STATEMENT OF NET ASSETS**  
**PROPRIETARY FUNDS**  
**AS OF 6/30/2011**

| <u>COMBINED<br/>TOTAL</u>         |   | <u>ENTERPRISE</u>     | <u>INTERNAL<br/>SERVICE</u> |
|-----------------------------------|---|-----------------------|-----------------------------|
| <b>ASSETS</b>                     |   |                       |                             |
| \$18,165,082.80                   | CASH AND INVESTMENTS                    | \$2,962,190.49        | \$15,202,892.31             |
| 1,349,887.05                      | OTHER RECEIVABLES (NET)                 | 106,761.43            | 1,243,125.62                |
| 142,132.24                        | PREPAID EXPENSES AND INVENTORY          | 2,799.24              | 139,333.00                  |
| 5,561,835.19                      | FIXED ASSETS (NET)                      | 5,561,835.19          | 0.00                        |
| <b>\$25,218,937.28</b>            | <b>TOTAL ASSETS</b>                     | <b>\$8,633,586.35</b> | <b>\$16,585,350.93</b>      |
| <b>LIABILITIES AND NET ASSETS</b> |   |                       |                             |
| <b>LIABILITIES:</b>               |   |                       |                             |
| \$864,271.45                      | ACCOUNTS PAYABLE                        | \$49,471.56           | \$814,799.89                |
| 12,856,565.08                     | OTHER LIABILITIES                       | 42,320.64             | 12,814,244.44               |
| 1,799,273.99                      | ADVANCE FROM CAPITAL PROJECT FUND       | 1,799,273.99          | 0.00                        |
| 135,406.41                        | COMPENSATED ABSENCES                    | 135,406.41            | 0.00                        |
| 15,655,516.93                     | <b>TOTAL LIABILITIES</b>                | 2,026,472.60          | 13,629,044.33               |
| <b>NET ASSETS:</b>                |   |                       |                             |
| 9,563,420.35                      | <b>NET ASSETS</b>                       | 6,607,113.75          | 2,956,306.60                |
| 9,563,420.35                      | <b>TOTAL NET ASSETS</b>                 | 6,607,113.75          | 2,956,306.60                |
| <b>\$25,218,937.28</b>            | <b>TOTAL LIABILITIES AND NET ASSETS</b> | <b>\$8,633,586.35</b> | <b>\$16,585,350.93</b>      |

**TARRANT COUNTY, TEXAS**  
**COMBINED STATEMENT OF REVENUES, EXPENSES**  
**AND CHANGES IN FUND NET ASSETS**  
**PROPRIETARY FUNDS**  
**FOR THE NINE (9) MONTHS ENDED 6/30/2011**

| <u>COMBINED<br/>TOTAL</u> |   | <u>ENTERPRISE</u>     | <u>INTERNAL<br/>SERVICE</u> |
|---------------------------|---|-----------------------|-----------------------------|
|                           | <b>OPERATING REVENUES:</b>              |                       |                             |
| \$2,096,817.48            | BUILDING RENTALS                        | \$2,096,817.48        | \$0.00                      |
| 10,888,416.24             | USER FEES                               | 0.00                  | 10,888,416.24               |
| 36,411,933.05             | COUNTY CONTRIBUTIONS                    | 0.00                  | 36,411,933.05               |
| <u>2,842,428.25</u>       | OTHER REVENUES                          | <u>787,283.74</u>     | <u>2,055,144.51</u>         |
| 52,239,595.02             | TOTAL OPERATING REVENUES                | 2,884,101.22          | 49,355,493.80               |
|                           | <b>OPERATING EXPENSES:</b>              |                       |                             |
| 742,564.81                | PERSONNEL                               | 742,564.81            | 0.00                        |
| 972,205.60                | BUILDING AND EQUIPMENT                  | 920,214.27            | 51,991.33                   |
| 271,042.49                | DEPRECIATION AND AMORTIZATION           | 271,042.49            | 0.00                        |
| 44,953,111.38             | SELF INSURANCE CLAIMS                   | 0.00                  | 44,953,111.38               |
| 4,363,371.51              | INSURANCE PREMIUMS                      | 13,264.18             | 4,350,107.33                |
| 2,030,786.30              | ADMINISTRATION                          | 0.00                  | 2,030,786.30                |
| <u>583,733.43</u>         | OTHER                                   | <u>101,090.20</u>     | <u>482,643.23</u>           |
| 53,916,815.52             | TOTAL OPERATING EXPENSES                | 2,048,175.95          | 51,868,639.57               |
| (1,677,220.50)            | OPERATING INCOME (LOSS)                 | 835,925.27            | (2,513,145.77)              |
|                           | <b>NON-OPERATING REVENUE (EXPENSE):</b> |                       |                             |
| <u>56,379.33</u>          | INTEREST INCOME                         | <u>8,140.88</u>       | <u>48,238.45</u>            |
| (1,620,841.17)            | NET INCOME (LOSS) BEFORE TRANSFERS      | 844,066.15            | (2,464,907.32)              |
|                           | <b>OPERATING TRANSFERS:</b>             |                       |                             |
| 0.00                      | OPERATING TRANSFERS IN                  | 0.00                  | 0.00                        |
| <u>(285,191.00)</u>       | OPERATING TRANSFERS OUT                 | <u>0.00</u>           | <u>(285,191.00)</u>         |
| (1,906,032.17)            | NET INCOME (LOSS)                       | 844,066.15            | (2,750,098.32)              |
|                           | <b>NET ASSETS:</b>                      |                       |                             |
| <u>11,469,452.52</u>      | BEGINNING OF PERIOD                     | <u>5,763,047.60</u>   | <u>5,706,404.92</u>         |
| <u>\$9,563,420.35</u>     | END OF PERIOD                           | <u>\$6,607,113.75</u> | <u>\$2,956,306.60</u>       |



**TARRANT COUNTY, TEXAS  
 COMBINED BALANCE SHEET  
 AGENCY FUNDS  
 AS OF 6/30/2011**

| <u>COMBINED<br/>TOTAL</u>           |                                       | <u>PAYROLL<br/>CLEARING</u> | <u>FEE<br/>OFFICE</u>   |
|-------------------------------------|---------------------------------------|-----------------------------|-------------------------|
| <b>ASSETS</b>                       |                                       |                             |                         |
| \$34,939,613.76                     | CASH AND INVESTMENTS                  | \$3,343,392.64              | \$31,596,221.12         |
| 4,436.83                            | OTHER RECEIVABLES                     | 4,436.83                    | 0.00                    |
| 273,148,997.89                      | FEE OFFICE RECEIVABLE                 | 0.00                        | 273,148,997.89          |
| <u>68,829,531.37</u>                | RESTRICTED ASSETS                     | <u>0.00</u>                 | <u>68,829,531.37</u>    |
| <u>\$376,922,579.85</u>             | TOTAL ASSETS                          | <u>\$3,347,829.47</u>       | <u>\$373,574,750.38</u> |
| <b>LIABILITIES AND FUND BALANCE</b> |                                       |                             |                         |
| \$8,399.44                          | ACCOUNTS PAYABLE                      | \$8,399.44                  | \$0.00                  |
| <u>376,914,180.41</u>               | OTHER LIABILITIES                     | <u>3,339,430.03</u>         | <u>373,574,750.38</u>   |
| <u>\$376,922,579.85</u>             | TOTAL LIABILITIES AND FUND<br>BALANCE | <u>\$3,347,829.47</u>       | <u>\$373,574,750.38</u> |

**TARRANT COUNTY, TEXAS**  
**NOTES TO COMBINED FINANCIAL STATEMENTS**  
**FOR THE NINE (9) MONTHS ENDED 6/30/2011**

**I. SUMMARY OF SIGNIFICANT ACCOUNTING POLICIES:**

Reporting Entity

The accompanying financial statements reflect the funds and accounts of the financial reporting entity Tarrant County, Texas (the "County"), as of June 2011 and for the nine months then ended. Other components of the County not included in the accompanying financial statements include, Tarrant County Hospital District, Tarrant County Mental Health and Mental Retardation Services, Tarrant County Industrial Development Corporation, Tarrant County Health Facilities Development Corporation, Tarrant County Cultural Education Facilities Finance Corporation, and Tarrant County Housing Financing Corporation. These components are technically a part of the "reporting entity" because of the budgetary oversight responsibility by the Commissioners' Court of Tarrant County. These components however are unrelated to the financial condition and results of operations of the County, and have been excluded from the accompanying financial statements. Separate financial statements of these entities are available upon request.

Revenue Recognition

Revenue is generally recognized on the modified accrual basis. Under this method of accounting, revenues are recognized when susceptible to accrual, i.e., both measurable and available. The primary revenue sources susceptible to accrual are property taxes, fines and fees due to fee offices which are recognized as deferred revenue until cash is received. Other sources are generally not measurable until received in cash.

Expenditure Recognition

Expenditures are recorded when incurred. Expenditures for principal and interest on long-term debt are recorded when due. The accrual basis of accounting is utilized in the proprietary funds. Encumbrances are not included as expenditures.

Budget Basis Reporting

The budget is prepared utilizing a modified cash basis of accounting, with adjustments for encumbrances, as allowed by state statutes. Budget basis information is presented in the accompanying "Budgetary Information" section at a summary level. Budget information at the legal level of control is available upon request.

Investment Income Allocation

To maximize investment earnings on "idle" cash and cash equivalents, a "pooled cash" concept is utilized. Under this concept nearly all deposits are maintained in the same bank account and are invested on a daily basis. Generally, interest earnings are allocated to each fund based on the funds relative percentage of the total pool.

Compensated Absences

Accumulated unpaid vacation leave and vested sick pay have been recorded in the Enterprise Fund for the Resource Connection. An additional amount has been accrued for salary related payments associated with the payment of compensated absences. The amount of compensated absences for the remaining governmental funds is \$37,492,000 which is recorded in the comprehensive annual financial report.

**TARRANT COUNTY, TEXAS**  
**NOTES TO COMBINED FINANCIAL STATEMENTS**  
**FOR THE NINE (9) MONTHS ENDED 6/30/2011**

II. BASIS OF PRESENTATION:

The accounts of the County are organized and operated on the basis of funds, each of which is considered a separate accounting entity. Government resources are allocated to and accounted for in individual funds based on the purpose for which they are to be spent and the means by which spending activities are controlled.

Funds are classified into three categories: Governmental, Proprietary and Fiduciary. Each category is divided into separate fund types. The following fund types are used by the County.

Governmental Funds: Used to account for all or most of a government's general activity.

General Fund – used to account for the general operations of the County.

Road and Bridge Fund – used to account for the collection and expenditure of those monies designated to be spent for acquisition, construction and maintenance of county roads and bridges.

Debt Service Fund – used to account for accumulation of resources and for the payment of general long-term debt principal, interest, and related costs.

Capital Projects Funds – used to account for financial resources to be used for the acquisition and/or construction of major capital facilities.

Grant Funds – used to account for the activities conducted under the many grant agreements between the County and various state and federal organizations.

Other Governmental Funds – used to account for specific revenue sources which are legally restricted to expenditures for specified purposes.

Proprietary Funds: Used to account for operations that are financed in a manner similar to those in the private sector, where the determination of net income is appropriate for sound financial administration.

Enterprise Fund – used to account for operations that are financed and operated in a manner similar to private enterprise where the County's intent is to provide goods or services to the public on a continuing basis financed primarily through user charges. The County operates two enterprise funds, the Resource Connection and Oil and Gas Royalty.

Internal Service Funds – used to account for the various self-insurance activities for the County.

Fiduciary Funds: Used to account for assets held by the County in a trustee or agency capacity for others and therefore cannot be used to support the government's own programs. The County has two fiduciary agency funds: Payroll Clearing and Fee Office funds. The Fee Office fund accounts for monies still in the custody of the fee officers. It includes tax collections in behalf of other taxing jurisdictions and restricted assets of court ordered trust funds administered by the County Clerk and District Clerk.

**TARRANT COUNTY, TEXAS  
NOTES TO COMBINED FINANCIAL STATEMENTS  
FOR THE NINE (9) MONTHS ENDED 6/30/2011**

**III. NEGATIVE CASH BALANCES:**

The following funds have negative cash balances at the balance sheet date. This occurs when expenditures exceed revenue collection. The General Fund has advanced money to these Funds thereby, allowing for continued operation of the related programs. These advances by the General Fund have been reflected in the accompanying combined balance sheet as Due from other funds. The advances also represent a loss of investment earnings to the General Fund and are not a reimbursable item by the grantor under reimbursing grant agreements.

Most negative cash balances arise in the County's reimbursing grant programs. These programs require the payment of expenditures prior to the reimbursement by the grantor. These cash deficits have existed for years and do not create any major concerns. However, this information is helpful to the reader of the financial statements to provide a fuller understanding of the details of County operations.

| FUND   | <u>DEFICIT</u> |
|--|----------------|
| F0023 RYAN WHITE TITLE III-HIV CAPACITY DEVELOPMENT AND PLANNING | \$ 14,449.75   |
| F0025 DHHS-RYAN WHITE TITLE IV PART D - WIC                      | 40,003.31      |
| F0027 RYAN WHITE PART C - OUTPATIENT EIS PROGRAM                 | 56,562.39      |
| F0028 RYAN WHITE HIV/AIDS TREATMENT MODERNIZATION                | 222,153.50     |
| F0031 HIV/STATE SERVICES   | 104,381.64     |
| F0032 RYAN WHITE PART B  | 186,892.25     |
| F0033 HIV/SURVEILLANCE   | 13,892.74      |
| F0035 HIV PREV   | 110,790.87     |
| F0037 HIV / H.O.P.W.A.   | 18,278.59      |
| F0038 STD/HIV PREVENTION   | 79,784.63      |
| F0040 TDFPS-COMMUNITY YOUTH DEVELOPMENT                          | 107,825.95     |
| F0042 BIOTERRORISM PREPAREDNESS - LAB                            | 15,468.35      |
| F0043 BIOTERRORISM FORMULA                                       | 141,150.71     |
| F0044 DSHS-C.R.I - CITIES READINESS INITIATIVE                   | 51,817.74      |
| F0045 TB/PC-TB CONTROL & PREVENTION (CLINIC)                     | 77,231.34      |
| F0046 TUBERCULOSIS - PREVENTION AND CONTROL                      | 81,481.52      |
| F0047 REFUGEE HLTH   | 86,792.21      |
| F0048 ADVANCE PRACTICE CENTER - NACCHO                           | 79,874.32      |
| F0051 IMMUNIZATIONS  | 84,043.34      |
| F0055 PUBLIC HEALTH EMERGENCY RESPONSE - FOCUS 1                 | 34,983.80      |
| F0056 PUBLIC HEALTH EMERGENCY RESPONSE-FOCUS 2                   | 2,422.55       |
| F0060 WIC CARD PARTICIPATION                                     | 1,272,485.14   |
| F0061 DSHS-OBESITY PREVENTION GRANT                              | 21,793.72      |
| F0062 ESSENTIAL HEALTH SERVICES OFFICE OF PUBLIC HEALTH          | 50,212.12      |
| F0066 LABORATORY RESPONSE NETWORK-HPP                            | 4,701.23       |
| F0067 COMMUNITY PREPAREDNESS BIOTERRORISM DISCRETIONARY          | 5,816.15       |
| F0093 NURSE FAMILY PARTNERSHIP GRANT                             | 79,838.47      |
| G0008 FAMILY DRUG COURT  | 12,075.35      |
| G0012 VETERANS COURT PROGRAM-CJD                                 | 41,547.79      |
| G0016 CJD-SUBSTANCE ABUSE FELONY PUNISHMENT FACILITY             | 11,176.58      |
| G0060 JUVENILE ACCOUNTABILITY INCENTIVE BLOCK GRANT              | 60,607.30      |
| G0065 VICTIMS ASSISTANCE GRANT-VOCA                              | 17,436.64      |
| G0081 VAWA - PROTECTIVE ORDER UNIT                               | 18,081.56      |
| G0084 D.I.R.E.C.T. PROGRAM                                       | 61,866.90      |

**TARRANT COUNTY, TEXAS  
NOTES TO COMBINED FINANCIAL STATEMENTS  
FOR THE NINE (9) MONTHS ENDED 6/30/2011**

III. NEGATIVE CASH BALANCES (CONT'D):

| FUND  | <u>DEFICIT</u>         |
|---|------------------------|
| G0085 MENTAL HEALTH DIVERSION COURT PROGRAM                 | \$ 21,569.88           |
| G0089 FELONY ALCOHOL INTERVENTION PROGRAM (CJD)             | 32,153.47              |
| G0090 DOMESTIC VIOLENCE INTERVENTION PROGRAM - PRETRIAL     | 37,530.28              |
| H0041 HOME ADMINISTRATIVE FUNDS                             | 207,297.46             |
| H0042 COMMUNITY DEVELOPMENT BLOCK GRANT ADMINISTRATIVE      | 1,149,301.14           |
| H0043 COMMUNITY DEVELOPMENT BLOCK GRANT - RECOVERY          | 1,361.45               |
| H0061 H.O.P.W.A.-CDBG                                       | 808.83                 |
| H0071 EMERGENCY SHELTER PROGRAM                             | 5,035.78               |
| H0072 HUD-HOMELESS PREVENTION & RAPID-REHOUSING             | 31,779.63              |
| H0500 SUPPORTIVE HOUSING PROGRAM                            | 264,844.78             |
| L0013 OJP-DOJ-NIJ-FORENSIC DNA BACKLOG REDUCTION GRANT      | 62,797.04              |
| L0014 COVERDELL GRANTS - HISTOLOGY BACKLOG REDUCTION        | 1,849.36               |
| M0010 ADULT DRUG COURT- JAG                                 | 8,658.32               |
| M0014 ACCESS AND VISITATION GRANT                           | 8,616.67               |
| M0022 AUTO THEFT TASK FORCE                                 | 126,348.49             |
| M0040 HOMELAND SECURITY GRANT PROGRAM (GDEM)                | 134,467.85             |
| M0044 TXDOT COURTESY PATROL PROGRAM                         | 343,004.10             |
| M0048 BILINGUAL VICTIMS ASSISTANCE COORDINATOR              | 6,960.92               |
| M0054 JAG 2009 (Law Liaison & Criminal Dist. Court) - Reimb | 53,650.02              |
| M0059 INSTITUTE FOR INTERGOVERNMENTAL RESEARCH              | 7,854.29               |
| M0060 SOLID WASTE PROGRAM-NCTCOG                            | 28,026.14              |
| M0061 VETERANS' ASSISTANCE GRANT-FY11                       | 880.58                 |
| M0062 STATE HOMELAND SECURITY PROGRAM (SHSP)                | 6,677.66               |
| M0063 PRE MITIGATION DISASTER GRANT-INDIVIDUAL SAFE         | 19,808.44              |
| M0140 HOMELAND SECURITY GRANT PROGRAM (GDEM)                | 315.94                 |
| P0015 TJPC- DIVERSIONARY PLACEMENT FUND                     | 118,697.92             |
| P0016 TJPC-SPECIAL NEEDS DIVERSIONARY PROGRAM               | 28,365.77              |
| P0025 TJPC-PROGRESSIVE SANCTIONS -JPO                       | 125,954.09             |
| P0026 TJPC-PROGRESSIVE SANCTIONS -ISJPO                     | 38,286.11              |
| R0013 SECTION 8 - HOUSING VOUCHERS                          | 653,299.84             |
| R0023 SECTION 8 - HOUSING VOUCHERS                          | 1,493.00               |
| R0024 SECTION 8 - HOUSING ADMIN                             | 76.62                  |
| R0029 HUD - DISASTER VOUCHER PROGRAM                        | 7,398.21               |
| R0031 HUD DISASTER VOUCHER ASSISTANCE                       | 30,822.67              |
| W0001 HOMELESS PREVENTION-CITY OF ARLINGTON                 | 111.94                 |
| W0002 HOMELESS PREVENTION-CITY OF FORT WORTH                | 9,927.91               |
| SUB-TOTAL GRANTS  | <u>\$ 6,843,953.05</u> |
| D8700 DA LAW ENFORCEMENT                                    | 305,799.35             |
| G1100 8th ADMIN JUDICIAL REGION                             | 62.33                  |
| T3000 DA JPS CONTRACT                                       | 57,179.64              |
| T3100 TC EMERGENCY SERVICES DISTRICT #1                     | 2,727.60               |
| T3200 JPS CORRECTIONAL HEALTH ADMIN                         | 6,306.86               |
| T7300 ELECTIONS CHAPTER 19                                  | 1,000.00               |
|   | <u>\$ 7,217,028.83</u> |

**TARRANT COUNTY, TEXAS  
NOTES TO COMBINED FINANCIAL STATEMENTS  
FOR THE NINE (9) MONTHS ENDED 6/30/2011**

**IV. CAPITAL ASSETS:**

A summary of the Governmental Funds' capital assets follows:

|                            | <u>Balance</u><br><u>October 1, 2010</u> | <u>Additions</u>        | <u>Disposals/<br/>Adjustments</u> | <u>Balance</u><br><u>June 30, 2011</u> |
|----------------------------|--|-------------------------|-----------------------------------|--|
| Land and land improvements | \$ 52,963,849.41                         | \$ 163,215.17           |                                   | \$ 53,127,064.58                       |
| Building and improvements  | 282,065,939.75                           | 5,323,254.99            | \$ 9,007,792.08                   | 296,396,986.82                         |
| Construction in progress   | 41,959,433.85                            | 43,411,555.43           | (9,798,321.24)                    | 75,572,668.04                          |
| Fixed equipment            | 99,635,538.84                            | 3,385,576.02            | (1,505,159.61)                    | 101,515,955.25                         |
| Infrastructure             | 89,995,842.42                            |                         |                                   | 89,995,842.42                          |
|                            | <u>\$ 566,620,604.27</u>                 | <u>\$ 52,283,601.61</u> | <u>\$ (2,295,688.77)</u>          | <u>\$ 616,608,517.11</u>               |

**V. SCHEDULE OF OUTSTANDING BONDED DEBT:**

|  | <u>AMOUNT</u>         | <u>INTEREST RATES</u> |
|--|-----------------------|-----------------------|
| 2002 - General Obligation                        | \$ 2,285,000          | 4.25% to 4.25%        |
| 2004 - Limited Tax Refunding & Improvement Bonds | 25,575,000            | 4.00% to 5.00%        |
| 2005 - Limited Tax Refunding Bonds               | 34,695,000            | 3.75% to 5.00%        |
| 2005 - Tax Notes                                 | 2,565,000             | 3.50% to 3.50%        |
| 2006 - Tax Notes                                 | 3,365,000             | 4.00% to 4.00%        |
| 2006 - General Obligation                        | 70,365,000            | 4.00% to 5.00%        |
| 2007 - General Obligation                        | 47,305,000            | 4.50% to 5.25%        |
| 2008 - General Obligation                        | 99,270,000            | 3.50% to 5.00%        |
| 2010 - Limited Tax Refunding & Improvement Bonds | 70,045,000            | 2.00% to 5.00%        |
| Total Outstanding Bonded Debt                    | <u>\$ 355,470,000</u> |                       |

Arbitrage provisions of the Internal Revenue Tax Act of 1986 require the County to rebate excess arbitrage earnings from bond proceeds to the federal government. This amount was estimated to be \$8,650.42 June 30, 2011.

**VI. FEE OFFICE FINANCIAL STATUS:**

These financial statements reflect financial balances as of the date indicated below for the fee offices of the County:

| <u>OFFICE</u>          | <u>AS OF</u>   | <u>OFFICE</u>         | <u>AS OF</u> |
|------------------------|----------------|-----------------------|--------------|
| Tax Assessor/Collector | May 31, 2011   | Child Support         | May 31, 2011 |
| County Clerk           | May 31, 2011   | Child Support – Trust | May 31, 2011 |
| Sheriff                | May 31, 2011   | Justice of Peace 1    | May 31, 2011 |
| Constable 1            | May 31, 2011   | Justice of Peace 2    | May 31, 2011 |
| Constable 2            | May 31, 2011   | Justice of Peace 3    | May 31, 2011 |
| Constable 3            | May 31, 2011   | Justice of Peace 4    | May 31, 2011 |
| Constable 4            | May 31, 2011   | Justice of Peace 5    | May 31, 2011 |
| Constable 5            | May 31, 2011   | Justice of Peace 6    | May 31, 2011 |
| Constable 6            | May 31, 2011   | Justice of Peace 7    | May 31, 2011 |
| Constable 7            | May 31, 2011   | Justice of Peace 8    | May 31, 2011 |
| Constable 8            | May 31, 2011   | Community Supervision |              |
| District Attorney      | April 30, 2011 | & Corrections         | May 31, 2011 |
| District Clerk         | May 31, 2011   | Domestic Relations    | May 31, 2011 |

**TARRANT COUNTY, TEXAS**  
**NOTES TO COMBINED FINANCIAL STATEMENTS**  
**FOR THE NINE (9) MONTHS ENDED 6/30/2011**

**VII. CONTINGENCIES**

The County is self-insured for workers' compensation, automobile bodily injury and property damage, comprehensive general liability and all self-insured retentions for existing policies. At June 30, 2011, \$8,111,068 had been accrued, based on an actuarial assessment, to provide for potential losses resulting from pending or threatened litigation, asserted claims and claims incurred but not reported.

**VIII. INVESTMENTS:**

All investment securities are purchased on the basis of "Delivery vs. Payment" and are held at JPMorgan Chase Bank – Dallas by the Safekeeping Department in a segregated account in the name of Tarrant County, Texas. "Delivery vs. Payment" means that the County's money is not released until the securities are delivered to the Safekeeping Department.

All securities held and transactions executed during the period conform to the requirements of the Government Code Section 2256, The Public Funds Investment Act, and the Tarrant County Investment Policy, as adopted by the Commissioners Court on June 28, 2011.

| <u>DESCRIPTION</u>                | <u>PAR</u> | <u>PURCHASE DATE</u> | <u>MATURITY</u>     | <u>BOOK VALUE</u>     | <u>MARKET VALUE</u>   |
|-----------------------------------|------------|----------------------|---------------------|-----------------------|-----------------------|
| FMC DN .19%                       | 20,000,000 | 01/05/11             | 07/14/11            | 19,999,800            | 19,999,800            |
| FMC DN .20%                       | 10,000,000 | 01/24/11             | 08/09/11            | 9,999,800             | 9,999,800             |
| FMC DN .20%                       | 10,000,000 | 01/26/11             | 08/26/11            | 9,999,700             | 9,999,700             |
| FMC DN .19%                       | 20,000,000 | 02/07/11             | 09/09/11            | 19,998,800            | 19,998,800            |
| FMC DN .17%                       | 10,000,000 | 02/11/11             | 09/22/11            | 9,999,300             | 9,999,300             |
| FNMA .625-1.5% qtrly.call 7/12/11 | 60,000,000 | 07/12/10             | 10/12/12            | 60,183,305            | 60,183,305            |
| FNMA .85% qtrly.call 7/21/11      | 60,000,000 | 10/21/10             | 10/21/13            | 60,064,134            | 60,064,134            |
| FHLB .875% qtrly.call 7/28/11     | 25,000,000 | 10/28/10             | 10/28/13            | 25,049,751            | 25,049,751            |
| FHLB .80% call 8/4/11only         | 25,000,000 | 11/04/10             | 11/04/13            | 25,045,272            | 25,045,272            |
| <b>TOTAL SECURITIES</b>           |            |                      |                     | <b>\$ 240,339,862</b> | <b>\$ 240,339,862</b> |
|                                   |            |                      | <b>Average Rate</b> |                       |                       |
| JPMorgan Chase Savings            |            |                      | 0.30%               | 20,028,095            | 20,028,095            |
| Lone Star Investment Pool         |            |                      | 0.13%               | 75,400,091            | 75,400,091            |
| Texas CLASS Investment Pool       |            |                      | 0.17%               | 1,350,756             | 1,350,756             |
| TexStar Investment Pool           |            |                      | 0.11%               | 70,992,748            | 70,992,748            |
| LOGIC Investment Pool             |            |                      | 0.20%               | 1,269,442             | 1,269,442             |
| TexPool Investment Pool           |            |                      | 0.11%               | 73,739,539            | 73,739,539            |
| <b>TOTAL INVESTMENTS</b>          |            |                      |                     | <b>\$ 483,120,533</b> | <b>\$ 483,120,533</b> |

Governmental Accounting Standards Board (GASB) Statement 31 requires that the book value of securities reflect the current market value. The book value of the securities listed above has been decreased by \$13,008 to reflect the current market value at June 30, 2011.

**TARRANT COUNTY, TEXAS  
CAPITAL PROJECT FUNDS  
FUND DESCRIPTIONS**

**FUND 451 - NON-DEBT CAPITAL FUND**

This fund was established to account for capital acquisitions funded from County auction proceeds, operating transfers from general fund, gas signing bonuses and gas royalties.

**FUND 432 - 2002 CERTIFICATES OF OBLIGATION FUND**

This fund was established to account for the expenditures of the proceeds of Certificates of Obligation issued to fund capital acquisitions originally approved in the 2002 fiscal year budget.

**FUND 436 - 2006 TAX NOTES FUND**

This fund was established to account for the expenditures of the proceeds of Certificates of Obligation issued to fund capital acquisitions originally approved in the 2006 fiscal year budget.

**FUND 475 – 1998 BOND ELECTION FUND**

This fund was established to account for the expenditure of the proceeds of General Obligation Bonds issued to fund capital acquisitions originally approved by the voters, primarily for the construction of the law center.

**FUND 476 – 2006 BOND ELECTION FUND**

This fund was established to account for the expenditure of the proceeds of General Obligation Bonds issued to fund capital acquisitions originally approved by the voters.

**FUND 477 – 2006 BOND ELECTION-TRANSPORTATION FUND**

This fund was established to account for the expenditure of the proceeds of General Obligation Bonds issued to fund transportation projects originally approved by the voters.



**TARRANT COUNTY, TEXAS  
COMBINING BALANCE SHEET  
CAPITAL PROJECTS FUNDS  
AS OF 6/30/2011**


| <u>COMBINED<br/>TOTAL</u>           |                                       | <u>NON-DEBT<br/>CAPITAL</u> | <u>2002<br/>CERTIFICATES<br/>OF OBLIGATION</u> | <u>2006<br/>TAX<br/>NOTES</u> |
|-------------------------------------|---------------------------------------|-----------------------------|--|-------------------------------|
| <b>ASSETS</b>                       |                                       |                             |  |                               |
| \$247,027,738.11                    | CASH AND INVESTMENTS                  | \$34,074,484.14             | \$0.00   | \$390,467.95                  |
| 5,956.35                            | OTHER RECEIVABLES                     | 5,956.35                    | 0.00   | 0.00                          |
| <u>1,799,273.99</u>                 | ADVANCE TO ENTERPRISE FUND            | <u>0.00</u>                 | <u>1,799,273.99</u>                            | <u>0.00</u>                   |
| <u>\$248,832,968.45</u>             | TOTAL ASSETS                          | <u>\$34,080,440.49</u>      | <u>\$1,799,273.99</u>                          | <u>\$390,467.95</u>           |
| <b>LIABILITIES AND FUND BALANCE</b> |                                       |                             |  |                               |
| <b>LIABILITIES:</b>                 |                                       |                             |  |                               |
| \$4,328,564.69                      | ACCOUNTS PAYABLE                      | \$883,282.47                | \$0.00   | \$10,809.71                   |
| 8,650.42                            | OTHER LIABILITIES                     | 2,852.43                    | 0.00   | 0.00                          |
| <u>0.00</u>                         | DUE TO OTHER FUNDS                    | <u>0.00</u>                 | <u>0.00</u>                                    | <u>0.00</u>                   |
| 4,337,215.11                        | TOTAL LIABILITIES                     | 886,134.90                  | 0.00   | 10,809.71                     |
| <b>FUND BALANCE :</b>               |                                       |                             |  |                               |
| <u>244,495,753.34</u>               | FUND BALANCE                          | <u>33,194,305.59</u>        | <u>1,799,273.99</u>                            | <u>379,658.24</u>             |
| <u>\$248,832,968.45</u>             | TOTAL LIABILITIES AND FUND<br>BALANCE | <u>\$34,080,440.49</u>      | <u>\$1,799,273.99</u>                          | <u>\$390,467.95</u>           |

| <u>1998<br/>BOND<br/>ELECTION</u> | <u>2006<br/>BOND<br/>ELECTION</u> | <u>2006<br/>BOND ELECTION<br/>TRANSPORTATION</u> |
|-----------------------------------|-----------------------------------|--|
| \$2,761,848.48                    | \$125,975,934.63                  | \$83,825,002.91                                  |
| 0.00                              | 0.00                              | 0.00   |
| <u>0.00</u>                       | <u>0.00</u>                       | <u>0.00</u>                                      |
| <u>\$2,761,848.48</u>             | <u>\$125,975,934.63</u>           | <u>\$83,825,002.91</u>                           |
| <br>                              |                                   |  |
| \$0.00                            | \$2,309,087.82                    | \$1,125,384.69                                   |
| 5,797.99                          | 0.00                              | 0.00   |
| <u>0.00</u>                       | <u>0.00</u>                       | <u>0.00</u>                                      |
| 5,797.99                          | 2,309,087.82                      | 1,125,384.69                                     |
| <br>                              |                                   |  |
| <u>2,756,050.49</u>               | <u>123,666,846.81</u>             | <u>82,699,618.22</u>                             |
| <br>                              |                                   |  |
| <u>\$2,761,848.48</u>             | <u>\$125,975,934.63</u>           | <u>\$83,825,002.91</u>                           |

**TARRANT COUNTY, TEXAS**  
**COMBINING STATEMENT OF REVENUES AND EXPENDITURES**  
**AND CHANGES IN FUND BALANCE**  
**CAPITAL PROJECTS FUNDS**  
**FOR THE NINE (9) MONTHS ENDED 6/30/2011**

| <u>COMBINED<br/>TOTAL</u>              |   | <u>NON-DEBT<br/>CAPITAL</u> | <u>2002<br/>CERTIFICATES<br/>OF OBLIGATION</u> | <u>2006<br/>TAX<br/>NOTES</u> |
|--|---|-----------------------------|--|-------------------------------|
| <b>REVENUES:</b>                       |   |                             |  |                               |
| \$489,199.80                           | INTERGOVERNMENTAL   | \$489,199.80                | \$0.00   | \$0.00                        |
| 770,524.29                             | INVESTMENT INCOME   | 94,899.22                   | 0.00   | 1,720.84                      |
| <u>549,277.56</u>                      | MISCELLANEOUS   | <u>549,277.56</u>           | <u>0.00</u>                                    | <u>0.00</u>                   |
| 1,809,001.65                           | TOTAL REVENUES  | 1,133,376.58                | 0.00   | 1,720.84                      |
| <b>EXPENDITURES:</b>                   |   |                             |  |                               |
| <u>73,911,705.55</u>                   | CAPITAL/CONSTRUCTION  | <u>12,755,950.41</u>        | <u>0.00</u>                                    | <u>275,335.01</u>             |
| <u>73,911,705.55</u>                   | TOTAL EXPENDITURES  | <u>12,755,950.41</u>        | <u>0.00</u>                                    | <u>275,335.01</u>             |
| (72,102,703.90)                        | EXCESS (DEFICIT) OF REVENUES<br>OVER EXPENDITURES                             | (11,622,573.83)             | 0.00   | (273,614.17)                  |
| <b>OTHER FINANCING SOURCES (USES):</b> |   |                             |  |                               |
| 12,194,714.49                          | OPERATING TRANSFERS IN  | 12,194,714.49               | 0.00   | 0.00                          |
| <u>(300,000.00)</u>                    | OPERATING TRANSFERS OUT   | <u>0.00</u>                 | <u>(300,000.00)</u>                            | <u>0.00</u>                   |
| (60,207,989.41)                        | EXCESS (DEFICIT ) OF REVENUES<br>AND OPERATING TRANSFERS OVER<br>EXPENDITURES | 572,140.66                  | (300,000.00)                                   | (273,614.17)                  |
| <b>FUND BALANCE (DEFICIT):</b>         |   |                             |  |                               |
| <u>304,703,742.75</u>                  | BEGINNING OF PERIOD   | <u>32,622,164.93</u>        | <u>2,099,273.99</u>                            | <u>653,272.41</u>             |
| <u>\$244,495,753.34</u>                | END OF PERIOD   | <u>\$33,194,305.59</u>      | <u>\$1,799,273.99</u>                          | <u>\$379,658.24</u>           |

| <u>1998</u><br><u>BOND</u><br><u>ELECTION</u> | <u>2006</u><br><u>BOND</u><br><u>ELECTION</u> | <u>2006</u><br><u>BOND ELECTION</u><br><u>TRANSPORTATION</u> |
|---|---|--|
| \$0.00  | \$0.00  | \$0.00   |
| 7,698.54                                      | 413,868.92                                    | 252,336.77   |
| <u>0.00</u>                                   | <u>0.00</u>                                   | <u>0.00</u>  |
| 7,698.54                                      | 413,868.92                                    | 252,336.77   |
| <br>  |   |  |
| <u>90,285.00</u>                              | <u>42,513,894.07</u>                          | <u>18,276,241.06</u>   |
| <u>90,285.00</u>                              | <u>42,513,894.07</u>                          | <u>18,276,241.06</u>   |
| <br>  |   |  |
| (82,586.46)                                   | (42,100,025.15)                               | (18,023,904.29)  |
| <br>  |   |  |
| 0.00  | 0.00  | 0.00   |
| <u>0.00</u>                                   | <u>0.00</u>                                   | <u>0.00</u>  |
| <br>  |   |  |
| (82,586.46)                                   | (42,100,025.15)                               | (18,023,904.29)  |
| <br>  |   |  |
| <u>2,838,636.95</u>                           | <u>165,766,871.96</u>                         | <u>100,723,522.51</u>  |
| <u>\$2,756,050.49</u>                         | <u>\$123,666,846.81</u>                       | <u>\$82,699,618.22</u>                                       |



**TARRANT COUNTY, TEXAS  
OTHER GOVERNMENTAL FUNDS  
FUND DESCRIPTION**

**FUND 241 - LAW LIBRARY FUND**

This fund was established, pursuant to State statutes, to account for the collection and expenditure of monies collected in civil cases supporting the Tarrant County Law Library.

**FUND 251 - VEHICLE INVENTORY TAX FUND**

This fund was established, pursuant to State statutes, to account for any interest earnings generated from the vehicle inventory tax, which the collector shall retain to defray the cost of collecting this tax. The Tax Assessor has discretion over the use of this fund.

**RECORDS PRESERVATION FUNDS**

These funds were established, pursuant to State statutes, to account for the collection and expenditure of monies collected for the preservation and automation of County records. These funds are further described on page 27.

**FUND 242 - EDUCATION FUND**

This fund was established, pursuant to State statutes, to account for the collection and expenditure of monies collected to provide for the continuing education of those officials and employees associated with the probate courts and certain law enforcement offices.

**FUND T04 - PUBLIC HEALTH CONTRACT**

The Tarrant County Hospital District provides funding for the operation of the Tarrant County Health Department in an effort to aggregate the cost of health service to Tarrant County residents. This funding arrangement began in 1999. These costs were previously paid from the County's General fund.

**FUND 223 - CONSUMER HEALTH FUND**

This fund was established, pursuant to State statutes, to account for the collection of food permit fees and expenditures incurred in connection with issuing permits and conducting inspections.

**COURT DESIGNATED FUNDS**

These funds were established to account for the collection and expenditures of court ordered fees, pursuant to State statutes. These funds are further described on page 33.

**FUNDS (D62-D87) - DISTRICT ATTORNEY CONTRACTS**

These funds are used to account for monies collected by the District Attorney which are used in the investigation of criminal activities. These monies consist primarily of fees for bad checks and forfeited monies resulting from narcotics related convictions.

**FUNDS (S43-S97) – SHERIFF CONTRACTS**

These funds are used to account for monies collected by activities in the Sheriff Department. These activities include fees from operation of the jail commissary which are used for the benefit of the jail inmates. Some of these funds are the custody of the Sheriff. Monies are also collected from forfeitures resulting from narcotics related activities.

**FUNDS (T05-T99) – MISCELLANEOUS CONTRACTS**

These funds are used to account for monies received by Tarrant County as contributions for specified purposes.

**TARRANT COUNTY, TEXAS  
COMBINING BALANCE SHEET  
OTHER GOVERNMENTAL FUNDS  
AS OF 6/30/2011**

| <u>COMBINED<br/>TOTAL</u>           |                                    | <u>LAW<br/>LIBRARY</u> | <u>VEHICLE<br/>INVENTORY<br/>TAX</u> | <u>RECORDS<br/>PRESERVATION<br/>FUNDS</u> | <u>EDUCATION</u>    |
|-------------------------------------|------------------------------------|------------------------|--------------------------------------|---|---------------------|
| <b>ASSETS</b>                       |                                    |                        |                                      |   |                     |
| \$25,401,771.59                     | CASH AND INVESTMENTS               | \$677,805.29           | \$461,261.34                         | \$9,086,261.36                            | \$138,906.56        |
| 77,240.94                           | OTHER RECEIVABLES                  | 2,335.00               | 0.00                                 | 2,093.55                                  | 0.00                |
| <u>41,343.04</u>                    | PREPAID EXPENSES AND INVENTORY     | <u>260.00</u>          | <u>0.00</u>                          | <u>5,689.13</u>                           | <u>0.00</u>         |
| <u>\$25,520,355.57</u>              | TOTAL ASSETS                       | <u>\$680,400.29</u>    | <u>\$461,261.34</u>                  | <u>\$9,094,044.04</u>                     | <u>\$138,906.56</u> |
| <b>LIABILITIES AND FUND BALANCE</b> |                                    |                        |                                      |   |                     |
| <b>LIABILITIES:</b>                 |                                    |                        |                                      |   |                     |
| \$370,686.17                        | ACCOUNTS PAYABLE                   | \$8,465.94             | \$0.00                               | \$17,382.21                               | \$1,720.35          |
| 2,877,510.98                        | OTHER LIABILITIES                  | 17,491.18              | 2,113.15                             | 106,234.00                                | 0.00                |
| 373,075.78                          | DUE TO OTHER FUNDS                 | 0.00                   | 0.00                                 | 0.00                                      | 0.00                |
| <u>0.00</u>                         | DEFERRED REVENUE                   | <u>0.00</u>            | <u>0.00</u>                          | <u>0.00</u>                               | <u>0.00</u>         |
| 3,621,272.93                        | TOTAL LIABILITIES                  | 25,957.12              | 2,113.15                             | 123,616.21                                | 1,720.35            |
| <b>FUND BALANCE :</b>               |                                    |                        |                                      |   |                     |
| <u>21,899,082.64</u>                | FUND BALANCES                      | <u>654,443.17</u>      | <u>459,148.19</u>                    | <u>8,970,427.83</u>                       | <u>137,186.21</u>   |
| <u>\$25,520,355.57</u>              | TOTAL LIABILITIES AND FUND BALANCE | <u>\$680,400.29</u>    | <u>\$461,261.34</u>                  | <u>\$9,094,044.04</u>                     | <u>\$138,906.56</u> |

| <u>PUBLIC<br/>HEALTH<br/>CONTRACT</u> | <u>CONSUMER<br/>HEALTH</u> | <u>COURT<br/>DESIGNATED<br/>FUNDS</u> | <u>DISTRICT<br/>ATTORNEY<br/>CONTRACTS</u> | <u>SHERIFF<br/>CONTRACTS</u> | <u>MISCELLANEOUS<br/>CONTRACTS</u> |
|---------------------------------------|----------------------------|---------------------------------------|--|------------------------------|------------------------------------|
| \$2,321,821.90                        | \$515,533.99               | \$1,699,344.05                        | \$1,813,794.43                             | \$1,862,169.02               | \$6,824,873.65                     |
| 0.00                                  | 0.00                       | 1,647.25                              | 0.00                                       | 0.00                         | 71,165.14                          |
| 15,410.07                             | 0.00                       | 0.00                                  | 11,818.00                                  | 8,165.84                     | 0.00                               |
| <u>\$2,337,231.97</u>                 | <u>\$515,533.99</u>        | <u>\$1,700,991.30</u>                 | <u>\$1,825,612.43</u>                      | <u>\$1,870,334.86</u>        | <u>\$6,896,038.79</u>              |

|                       |                     |                       |                       |                       |                       |
|-----------------------|---------------------|-----------------------|-----------------------|-----------------------|-----------------------|
| \$37,697.15           | \$253.79            | \$0.00                | \$3,969.78            | \$13,569.93           | \$287,627.02          |
| 344,437.50            | 29,671.64           | 7,613.04              | 1,861,578.13          | 431,560.50            | 76,811.84             |
| 0.00                  | 0.00                | 0.00                  | 305,799.35            | 0.00                  | 67,276.43             |
| 0.00                  | 0.00                | 0.00                  | 0.00                  | 0.00                  | 0.00                  |
| 382,134.65            | 29,925.43           | 7,613.04              | 2,171,347.26          | 445,130.43            | 431,715.29            |
| <u>1,955,097.32</u>   | <u>485,608.56</u>   | <u>1,693,378.26</u>   | <u>(345,734.83)</u>   | <u>1,425,204.43</u>   | <u>6,464,323.50</u>   |
| <u>\$2,337,231.97</u> | <u>\$515,533.99</u> | <u>\$1,700,991.30</u> | <u>\$1,825,612.43</u> | <u>\$1,870,334.86</u> | <u>\$6,896,038.79</u> |



**TARRANT COUNTY, TEXAS**  
**COMBINING STATEMENT OF REVENUES AND EXPENDITURES**  
**AND CHANGES IN FUND BALANCE**  
**OTHER GOVERNMENTAL FUNDS**  
**FOR THE NINE (9) MONTHS ENDED 6/30/2011**

| <u>COMBINED<br/>TOTAL</u>              |   | <u>LAW<br/>LIBRARY</u> | <u>VEHICLE<br/>INVENTORY<br/>TAX</u> | <u>RECORDS<br/>PRESERVATION<br/>FUNDS</u> | <u>EDUCATION</u>    |
|--|---|------------------------|--------------------------------------|---|---------------------|
| <b>REVENUES:</b>                       |   |                        |                                      |   |                     |
| \$33,524.54                            | TAXES, LICENSES AND PERMITS   | \$0.00                 | \$33,524.54                          | \$0.00                                    | \$0.00              |
| 7,164,861.87                           | FEES OF OFFICE  | 887,655.34             | 18,030.40                            | 3,632,376.80                              | 12,615.00           |
| 9,924,728.54                           | INTERGOVERNMENTAL   | 0.00                   | 0.00                                 | 0.00                                      | 91,893.72           |
| 53,246.04                              | INVESTMENT INCOME   | 1,764.86               | 1,223.59                             | 23,217.63                                 | 0.00                |
| 3,097,943.02                           | MISCELLANEOUS   | 20,721.24              | 15.38                                | 4,784.54                                  | 76.00               |
| <u>20,274,304.01</u>                   | TOTAL REVENUES  | <u>910,141.44</u>      | <u>52,793.91</u>                     | <u>3,660,378.97</u>                       | <u>104,584.72</u>   |
| <b>EXPENDITURES:</b>                   |   |                        |                                      |   |                     |
| CURRENT:                               |   |                        |                                      |   |                     |
| 5,411,189.47                           | GENERAL GOVERNMENT  | 0.00                   | 62,794.66                            | 1,985,108.34                              | 0.00                |
| 797,678.48                             | PUBLIC SAFETY   | 0.00                   | 0.00                                 | 0.00                                      | 40,327.85           |
| 3,499,638.53                           | JUDICIAL  | 105,349.97             | 0.00                                 | 216,035.20                                | 23,516.50           |
| 8,997,760.69                           | COMMUNITY SERVICES  | 741,813.48             | 0.00                                 | 0.00                                      | 0.00                |
| 407,403.40                             | CAPITAL/CONSTRUCTION  | 0.00                   | 0.00                                 | 127,262.79                                | 0.00                |
| <u>19,113,670.57</u>                   | TOTAL EXPENDITURES  | <u>847,163.45</u>      | <u>62,794.66</u>                     | <u>2,328,406.33</u>                       | <u>63,844.35</u>    |
| 1,160,633.44                           | EXCESS (DEFICIT) OF REVENUES<br>OVER EXPENDITURES                             | 62,977.99              | (10,000.75)                          | 1,331,972.64                              | 40,740.37           |
| <b>OTHER FINANCING SOURCES (USES):</b> |   |                        |                                      |   |                     |
| 3,765,263.07                           | OPERATING TRANSFERS IN  | 0.00                   | 0.00                                 | 0.00                                      | 0.00                |
| <u>(1,535,418.58)</u>                  | OPERATING TRANSFERS OUT   | <u>0.00</u>            | <u>0.00</u>                          | <u>(1,000,000.00)</u>                     | <u>0.00</u>         |
| 3,390,477.93                           | EXCESS (DEFICIT ) OF REVENUES<br>AND OPERATING TRANSFERS<br>OVER EXPENDITURES | 62,977.99              | (10,000.75)                          | 331,972.64                                | 40,740.37           |
| <b>FUND BALANCES:</b>                  |   |                        |                                      |   |                     |
| <u>18,508,604.71</u>                   | BEGINNING OF PERIOD   | <u>591,465.18</u>      | <u>469,148.94</u>                    | <u>8,638,455.19</u>                       | <u>96,445.84</u>    |
| <u>\$21,899,082.64</u>                 | END OF PERIOD   | <u>\$654,443.17</u>    | <u>\$459,148.19</u>                  | <u>\$8,970,427.83</u>                     | <u>\$137,186.21</u> |

| <u>PUBLIC<br/>HEALTH<br/>CONTRACT</u> | <u>CONSUMER<br/>HEALTH</u> | <u>COURT<br/>DESIGNATED<br/>FUNDS</u> | <u>DISTRICT<br/>ATTORNEY<br/>CONTRACTS</u> | <u>SHERIFF<br/>CONTRACTS</u> | <u>MISCELLANEOUS<br/>CONTRACTS</u> |
|---------------------------------------|----------------------------|---------------------------------------|--|------------------------------|------------------------------------|
| \$0.00                                | \$0.00                     | \$0.00                                | \$0.00                                     | \$0.00                       | \$0.00                             |
| 818,435.10                            | 522,146.49                 | 1,204,296.31                          | 69,306.43                                  | 0.00                         | 0.00                               |
| 6,650,559.00                          | 0.00                       | 136,864.00                            | 0.00                                       | 0.00                         | 3,045,411.82                       |
| 5,896.11                              | 1,343.49                   | 4,536.87                              | 0.00                                       | 3,726.92                     | 11,536.57                          |
| 1,661.42                              | 0.00                       | 0.00                                  | 1,197,540.78                               | 1,298,046.60                 | 575,097.06                         |
| <u>7,476,551.63</u>                   | <u>523,489.98</u>          | <u>1,345,697.18</u>                   | <u>1,266,847.21</u>                        | <u>1,301,773.52</u>          | <u>3,632,045.45</u>                |
| 115,714.23                            | 0.00                       | 359,826.38                            | 0.00                                       | 0.00                         | 2,887,745.86                       |
| 0.00                                  | 0.00                       | 0.00                                  | 0.00                                       | 687,781.53                   | 69,569.10                          |
| 0.00                                  | 0.00                       | 313,351.39                            | 1,535,889.45                               | 0.00                         | 1,305,496.02                       |
| 7,475,298.66                          | 538,392.64                 | 0.00                                  | 0.00                                       | 0.00                         | 242,255.91                         |
| 23,579.02                             | 0.00                       | 17,090.07                             | 54,010.00                                  | 122,200.54                   | 63,260.98                          |
| <u>7,614,591.91</u>                   | <u>538,392.64</u>          | <u>690,267.84</u>                     | <u>1,589,899.45</u>                        | <u>809,982.07</u>            | <u>4,568,327.87</u>                |
| (138,040.28)                          | (14,902.66)                | 655,429.34                            | (323,052.24)                               | 491,791.45                   | (936,282.42)                       |
| 0.00                                  | 0.00                       | 0.00                                  | 0.00                                       | 0.00                         | 3,765,263.07                       |
| 0.00                                  | 0.00                       | (466,112.15)                          | (69,306.43)                                | 0.00                         | 0.00                               |
| (138,040.28)                          | (14,902.66)                | 189,317.19                            | (392,358.67)                               | 491,791.45                   | 2,828,980.65                       |
| <u>2,093,137.60</u>                   | <u>500,511.22</u>          | <u>1,504,061.07</u>                   | <u>46,623.84</u>                           | <u>933,412.98</u>            | <u>3,635,342.85</u>                |
| <u>\$1,955,097.32</u>                 | <u>\$485,608.56</u>        | <u>\$1,693,378.26</u>                 | <u>(\$345,734.83)</u>                      | <u>\$1,425,204.43</u>        | <u>\$6,464,323.50</u>              |



**TARRANT COUNTY, TEXAS  
RECORDS PRESERVATION FUNDS  
FUND DESCRIPTION**

**FUND 211 - RECORDS PRESERVATION & AUTOMATION FUND - FILINGS**

This fund was established, pursuant to State statutes, to account for the collection and expenditure of monies collected from filing fees to allow for the preservation and automation of County records. The County Clerk has discretion over the use of this fund.

**FUND 212 - RECORDS PRESERVATION & AUTOMATION FUND - CONVICTIONS**

This fund was established, pursuant to State statutes, to account for the collection and expenditure of monies collected in court for the preservation and automation of County records.

**FUND 213 - RECORDS PRESERVATION & RESTORATION FUND**

This fund was established, pursuant to State statutes, to account for the collection and expenditure of monies collected from filing fees for the preservation and restoration of County records.

**FUND 214 - COURT RECORD PRESERVATION FUND**

This fund was established, pursuant to State statutes, to account for the collection and expenditure of monies collected from filing fees for the preservation and restoration of County records.

**FUND 215 – DISTRICT COURT RECORDS TECHNOLOGY (ARCHIVE) FUND**

This fund was established, pursuant to State statutes, to account for the collection and expenditure of monies collected from filing fees for the preservation and restoration of district court records archives.

**TARRANT COUNTY, TEXAS  
COMBINING BALANCE SHEET  
RECORD PRESERVATION FUNDS  
AS OF 6/30/2011**

| <u>COMBINED<br/>TOTAL</u>           |   | <u>RECORDS<br/>PRESERVATION<br/>&amp; AUTOMATION<br/>-FILINGS</u> | <u>RECORDS<br/>PRESERVATION<br/>&amp; AUTOMATION<br/>-CONVICTIONS</u> | <u>RECORDS<br/>PRESERVATION<br/>&amp; RESTORATION</u> |
|-------------------------------------|---|---|---|---|
| <b>ASSETS</b>                       |   |   |   |   |
| \$9,086,261.36                      | CASH AND INVESTMENTS                          | \$3,516,349.16  | \$340,175.06  | \$4,525,669.90  |
| 2,093.55                            | OTHER RECEIVABLES                             | 0.00  | 1,018.55  | 0.00  |
| <u>5,689.13</u>                     | PREPAID EXPENSES AND INVENTORY                | <u>0.00</u>   | <u>0.00</u>   | <u>5,689.13</u>                                       |
| <u>\$9,094,044.04</u>               | <b>TOTAL ASSETS</b>                           | <u>\$3,516,349.16</u>   | <u>\$341,193.61</u>   | <u>\$4,531,359.03</u>                                 |
| <b>LIABILITIES AND FUND BALANCE</b> |   |   |   |   |
| <b>LIABILITIES:</b>                 |   |   |   |   |
| \$17,382.21                         | ACCOUNTS PAYABLE                              | 14,081.32   | 806.86  | 96.43   |
| 106,234.00                          | OTHER LIABILITIES                             | 47,158.02   | 24,259.28   | 32,075.66   |
| <u>0.00</u>                         | DUE TO OTHER FUNDS                            | <u>0.00</u>   | <u>0.00</u>   | <u>0.00</u>   |
| 123,616.21                          | <b>TOTAL LIABILITIES</b>                      | 61,239.34   | 25,066.14   | 32,172.09   |
| <b>FUND BALANCE :</b>               |   |   |   |   |
| <u>8,970,427.83</u>                 | <b>FUND BALANCES</b>                          | <u>3,455,109.82</u>   | <u>316,127.47</u>   | <u>4,499,186.94</u>                                   |
| <u>\$9,094,044.04</u>               | <b>TOTAL LIABILITIES AND FUND<br/>BALANCE</b> | <u>\$3,516,349.16</u>   | <u>\$341,193.61</u>   | <u>\$4,531,359.03</u>                                 |

| <u>COURT<br/>RECORD<br/>PRESERVATION</u> | <u>DISTRICT COURT<br/>RECORDS<br/>TECHNOLOGY<br/>(ARCHIVE)</u> |
|--|--|
| \$476,742.93                             | \$227,324.31   |
| 660.00                                   | 415.00   |
| <u>0.00</u>                              | <u>0.00</u>  |
| <u>\$477,402.93</u>                      | <u>\$227,739.31</u>  |

|                     |                     |
|---------------------|---------------------|
| 2,397.60            | 0.00                |
| 2,741.04            | 0.00                |
| <u>0.00</u>         | <u>0.00</u>         |
| 5,138.64            | 0.00                |
| <u>472,264.29</u>   | <u>227,739.31</u>   |
| <u>\$477,402.93</u> | <u>\$227,739.31</u> |

**TARRANT COUNTY, TEXAS  
 COMBINING STATEMENT OF REVENUES AND EXPENDITURES  
 AND CHANGES IN FUND BALANCE  
 RECORDS PRESERVATION FUNDS  
 FOR THE NINE (9) MONTHS ENDED 6/30/2011**

| <u>COMBINED<br/>TOTAL</u> |   | <u>RECORDS<br/>PRESERVATION<br/>&amp; AUTOMATION<br/>-FILINGS</u> | <u>RECORDS<br/>PRESERVATION<br/>&amp; AUTOMATION<br/>-CONVICTIONS</u> | <u>RECORDS<br/>PRESERVATION<br/>RESTORATION</u> |
|---------------------------|---|---|---|---|
|                           | <b>REVENUES:</b>  |   |   |   |
| \$3,632,376.80            | FEES OF OFFICE  | \$1,431,617.81  | \$468,266.95  | \$1,358,135.00                                  |
| 23,217.63                 | INVESTMENT INCOME   | 9,230.92  | 814.32  | 11,724.83                                       |
| <u>4,784.54</u>           | MISCELLANEOUS   | <u>1,800.44</u>   | <u>2,984.10</u>   | <u>0.00</u>                                     |
| 3,660,378.97              | TOTAL REVENUES  | 1,442,649.17  | 472,065.37  | 1,369,859.83                                    |
|                           | <b>EXPENDITURES:</b>  |   |   |   |
|                           | <b>CURRENT:</b>   |   |   |   |
| 1,985,108.34              | GENERAL GOVERNMENT  | 861,432.74  | 296,476.36  | 827,199.24                                      |
| 216,035.20                | JUDICIAL  | 52,797.54   | 119,757.15  | 0.00  |
| <u>127,262.79</u>         | CAPITAL/CONSTRUCTION  | <u>36,054.64</u>  | <u>69,959.22</u>  | <u>2,663.90</u>                                 |
| <u>2,328,406.33</u>       | TOTAL EXPENDITURES  | <u>950,284.92</u>   | <u>486,192.73</u>   | <u>829,863.14</u>                               |
| 1,331,972.64              | EXCESS (DEFICIT) OF REVENUES<br>OVER EXPENDITURES                             | 492,364.25  | (14,127.36)   | 539,996.69                                      |
|                           | <b>OTHER FINANCING SOURCES (USES):</b>  |   |   |   |
| <u>(1,000,000.00)</u>     | OPERATING TRANSFERS OUT   | <u>(1,000,000.00)</u>   | <u>0.00</u>   | <u>0.00</u>                                     |
| 331,972.64                | EXCESS (DEFICIT ) OF REVENUES<br>AND OPERATING TRANSFERS<br>OVER EXPENDITURES | (507,635.75)  | (14,127.36)   | 539,996.69                                      |
|                           | <b>FUND BALANCES:</b>   |   |   |   |
| <u>8,638,455.19</u>       | BEGINNING OF PERIOD   | <u>3,962,745.57</u>   | <u>330,254.83</u>   | <u>3,959,190.25</u>                             |
| <u>\$8,970,427.83</u>     | END OF PERIOD   | <u>\$3,455,109.82</u>   | <u>\$316,127.47</u>   | <u>\$4,499,186.94</u>                           |

| <u>COURT<br/>RECORD<br/>PRESERVATION</u> | <u>DISTRICT COURT<br/>RECORDS<br/>TECHNOLOGY<br/>(ARCHIVE)</u> |
|--|--|
| \$274,010.64                             | \$100,346.40   |
| 977.17                                   | 470.39   |
| 0.00                                     | 0.00   |
| <u>274,987.81</u>                        | <u>100,816.79</u>  |
| 0.00                                     | 0.00   |
| 43,480.51                                | 0.00   |
| <u>18,585.03</u>                         | <u>0.00</u>  |
| <u>62,065.54</u>                         | <u>0.00</u>  |
| 212,922.27                               | 100,816.79   |
| 0.00                                     | 0.00   |
| 212,922.27                               | 100,816.79   |
| <u>259,342.02</u>                        | <u>126,922.52</u>  |
| <u>\$472,264.29</u>                      | <u>\$227,739.31</u>  |





**TARRANT COUNTY, TEXAS  
COURT DESIGNATED FUNDS  
FUND DESCRIPTION**

**FUND 221 - COURTHOUSE SECURITY FUND**

This fund was established, pursuant to State statutes, to account for the collection of Courthouse security fees assessed in court cases. Revenue is subsequently transferred to the general fund where expenditures for Courthouse security are recorded.

**FUND 224 – JUVENILE DELINQUENCY PREVENTION FUND**

This fund was established, pursuant to State statutes, to account for the collection of a fee related to graffiti court cases. The revenues in this fund are to be used to repair damages, provide educational and intervention programs, and provide rewards to the public for aiding in the apprehension and prosecution of offenders who commit graffiti offenses.

**FUND 225 - ALTERNATIVE DISPUTE RESOLUTION SYSTEM (ADRS)**

This fund was established, pursuant to State statutes, to account for an alternative dispute resolution system for the peaceable and expeditious resolution of citizen disputes.

**FUND 226 – PROBATE CONTRIBUTIONS FUND**

This fund was established, pursuant to State statutes, to account for the collection of a fee under Section 51.704. The revenues in this fund are to be used for court-related purposes for the support of the statutory probate courts.

**FUND 243 - APPELLATE JUDICIAL SYSTEM FUND**

This fund was established, pursuant to State statutes, to account for the collection and expenditure of monies collected in civil cases to provide for a portion of the operational costs of the Court of Appeals.

**FUND 227 – JUSTICE COURT TECHNOLOGY FUND**

This fund was established, pursuant to State statutes, to account for the collection and expenditure of monies to provide for technology in the justice of the peace courts.

**FUND 228 – JUSTICE COURT BUILDING SECURITY FUND**

This fund was established, pursuant to State statutes, to account for the collection and expenditure of monies to provide for security in the justice court buildings.

**FUND 229 – CHILD ABUSE PREVENTION FUND**

This fund was established, pursuant to State statutes, to account for the collection and expenditure of monies to provide for child abuse prevention programs.

**FUND 230 – FAMILY PROTECTION FUND**

This fund was established, pursuant to State statutes, to account for the collection and expenditure of monies to provide for family protection services.

**FUND 231 – GUARDIANSHIP FUND**

This fund was established, pursuant to State statutes, to account for the collection and expenditure of monies to provide compensation of a guardian ad litem, an attorney ad litem, and/or fund local guardianship programs for indigent incapacitated persons.

**FUND 232 – DRUG AND ALCOHOL COURT FUND**

This fund was established, pursuant to State statutes, to account for the collection and expenditure of monies to provide for drug and alcohol court program.

**FUND 233 – COUNTY AND DISTRICT COURT TECHNOLOGY FUND**

This fund was established, pursuant to State statutes, to account for the collection and expenditure of monies to provide for county and district court technology.

**TARRANT COUNTY, TEXAS  
COMBINING BALANCE SHEET  
COURT DESIGNATED FUNDS  
AS OF 6/30/2011**

| <u>COMBINED<br/>TOTAL</u>           |                                       | <u>COURTHOUSE<br/>SECURITY</u> | <u>JUVENILE<br/>DELINQUENCY<br/>PREVENTION</u> | <u>ADRS</u>                | <u>PROBATE<br/>CONTRIBUTION<br/>FUND</u> | <u>APPELLATE<br/>JUDICIAL<br/>SYSTEM</u> |
|-------------------------------------|---------------------------------------|--------------------------------|--|----------------------------|--|--|
| <b>ASSETS</b>                       |                                       |                                |  |                            |  |  |
| \$1,699,344.05                      | CASH AND INVESTMENTS                  | \$0.00                         | \$1,558.07                                     | \$473,025.27               | \$122,186.33                             | \$161,559.43                             |
| <u>1,647.25</u>                     | OTHER RECEIVABLES                     | <u>0.00</u>                    | <u>0.00</u>                                    | <u>804.00</u>              | <u>0.00</u>                              | <u>335.00</u>                            |
| <u><u>\$1,700,991.30</u></u>        | TOTAL ASSETS                          | <u><u>\$0.00</u></u>           | <u><u>\$1,558.07</u></u>                       | <u><u>\$473,829.27</u></u> | <u><u>\$122,186.33</u></u>               | <u><u>\$161,894.43</u></u>               |
| <b>LIABILITIES AND FUND BALANCE</b> |                                       |                                |  |                            |  |  |
| <b>LIABILITIES:</b>                 |                                       |                                |  |                            |  |  |
| \$0.00                              | ACCOUNTS PAYABLE                      | \$0.00                         | \$0.00   | \$0.00                     | \$0.00                                   | \$0.00                                   |
| 7,613.04                            | OTHER LIABILITIES                     | 0.00                           | 0.00   | 0.00                       | 4,226.83                                 | 3,386.21                                 |
| <u>0.00</u>                         | DUE TO OTHER FUNDS                    | <u>0.00</u>                    | <u>0.00</u>                                    | <u>0.00</u>                | <u>0.00</u>                              | <u>0.00</u>                              |
| 7,613.04                            | TOTAL LIABILITIES                     | 0.00                           | 0.00   | 0.00                       | 4,226.83                                 | 3,386.21                                 |
| <b>FUND BALANCE :</b>               |                                       |                                |  |                            |  |  |
| <u>1,693,378.26</u>                 | FUND BALANCES                         | <u>0.00</u>                    | <u>1,558.07</u>                                | <u>473,829.27</u>          | <u>117,959.50</u>                        | <u>158,508.22</u>                        |
| <u><u>\$1,700,991.30</u></u>        | TOTAL LIABILITIES AND FUND<br>BALANCE | <u><u>\$0.00</u></u>           | <u><u>\$1,558.07</u></u>                       | <u><u>\$473,829.27</u></u> | <u><u>\$122,186.33</u></u>               | <u><u>\$161,894.43</u></u>               |

| <b>JUSTICE COURT<br/>TECHNOLOGY<br/>FUND</b> | <b>JUSTICE COURT<br/>BLDG SECURITY<br/>FUND</b> | <b>CHILD ABUSE<br/>PREVENTION<br/>FUND</b> | <b>FAMILY<br/>PROTECTION<br/>FUND</b> | <b>GUARDIANSHIP<br/>FUND</b> | <b>DRUG &amp;<br/>ALCOHOL<br/>COURT</b> | <b>COUNTY AND<br/>DISTRICT COURT<br/>TECHNOLOGY<br/>FUND</b> |
|--|---|--|---------------------------------------|------------------------------|---|--|
| \$106,324.15                                 | \$0.00  | \$13,349.67                                | \$464,293.64                          | \$5,760.82                   | \$315,788.91                            | \$35,497.76  |
| 0.00   | 0.00  | 0.00                                       | 390.00                                | 0.00                         | 104.27                                  | 13.98  |
| <u>\$106,324.15</u>                          | <u>\$0.00</u>                                   | <u>\$13,349.67</u>                         | <u>\$464,683.64</u>                   | <u>\$5,760.82</u>            | <u>\$315,893.18</u>                     | <u>\$35,511.74</u>   |
| \$0.00                                       | \$0.00  | \$0.00                                     | \$0.00                                | \$0.00                       | \$0.00                                  | \$0.00   |
| 0.00   | 0.00  | 0.00                                       | 0.00                                  | 0.00                         | 0.00                                    | 0.00   |
| 0.00   | 0.00  | 0.00                                       | 0.00                                  | 0.00                         | 0.00                                    | 0.00   |
| 0.00   | 0.00  | 0.00                                       | 0.00                                  | 0.00                         | 0.00                                    | 0.00   |
| <u>106,324.15</u>                            | <u>0.00</u>                                     | <u>13,349.67</u>                           | <u>464,683.64</u>                     | <u>5,760.82</u>              | <u>315,893.18</u>                       | <u>35,511.74</u>   |
| <u>\$106,324.15</u>                          | <u>\$0.00</u>                                   | <u>\$13,349.67</u>                         | <u>\$464,683.64</u>                   | <u>\$5,760.82</u>            | <u>\$315,893.18</u>                     | <u>\$35,511.74</u>   |

**TARRANT COUNTY, TEXAS**  
**COMBINING STATEMENT OF REVENUES AND EXPENDITURES**  
**AND CHANGES IN FUND BALANCE**  
**COURT DESIGNATED FUNDS**  
**FOR THE NINE (9) MONTHS ENDED 6/30/2011**

| COMBINED<br>TOTAL                      |   | COURTHOUSE<br>SECURITY | JUVENILE<br>DELINQUENCY<br>PREVENTION | ADRS                | PROBATE<br>CONTRIBUTION<br>FUND | APPELLATE<br>JUDICIAL<br>SYSTEM |
|--|---|------------------------|---------------------------------------|---------------------|---------------------------------|---------------------------------|
| <b>REVENUES:</b>                       |   |                        |                                       |                     |                                 |                                 |
| \$1,204,296.31                         | FEES OF OFFICE  | \$460,979.58           | \$181.41                              | \$302,794.38        | \$0.00                          | \$122,970.20                    |
| 136,864.00                             | INTERGOVERNMENTAL   | 0.00                   | 0.00                                  | 0.00                | 136,864.00                      | 0.00                            |
| 4,536.87                               | INVESTMENT INCOME   | 0.00                   | 3.96                                  | 1,278.44            | 401.72                          | 483.99                          |
| <u>1,345,697.18</u>                    | <b>TOTAL REVENUES</b>   | <u>460,979.58</u>      | <u>185.37</u>                         | <u>304,072.82</u>   | <u>137,265.72</u>               | <u>123,454.19</u>               |
| <b>EXPENDITURES:</b>                   |   |                        |                                       |                     |                                 |                                 |
| CURRENT:                               |   |                        |                                       |                     |                                 |                                 |
| 359,826.38                             | GENERAL GOVERNMENT  | 0.00                   | 0.00                                  | 269,826.38          | 0.00                            | 0.00                            |
| 313,351.39                             | JUDICIAL  | 0.00                   | 0.00                                  | 0.00                | 128,220.64                      | 135,688.48                      |
| 17,090.07                              | CAPITAL/CONSTRUCTION  | 0.00                   | 0.00                                  | 0.00                | 0.00                            | 5,354.00                        |
| <u>690,267.84</u>                      | <b>TOTAL EXPENDITURES</b>   | <u>0.00</u>            | <u>0.00</u>                           | <u>269,826.38</u>   | <u>128,220.64</u>               | <u>141,042.48</u>               |
| 655,429.34                             | EXCESS (DEFICIT) OF REVENUES<br>OVER EXPENDITURES                             | 460,979.58             | 185.37                                | 34,246.44           | 9,045.08                        | (17,588.29)                     |
| <b>OTHER FINANCING SOURCES (USES):</b> |   |                        |                                       |                     |                                 |                                 |
| (466,112.15)                           | OPERATING TRANSFERS OUT   | (460,979.58)           | 0.00                                  | 0.00                | 0.00                            | 0.00                            |
| 189,317.19                             | EXCESS (DEFICIT ) OF REVENUES<br>AND OPERATING TRANSFERS<br>OVER EXPENDITURES | 0.00                   | 185.37                                | 34,246.44           | 9,045.08                        | (17,588.29)                     |
| <b>FUND BALANCES:</b>                  |   |                        |                                       |                     |                                 |                                 |
| 1,504,061.07                           | BEGINNING OF PERIOD   | 0.00                   | 1,372.70                              | 439,582.83          | 108,914.42                      | 176,096.51                      |
| <u>\$1,693,378.26</u>                  | END OF PERIOD   | <u>\$0.00</u>          | <u>\$1,558.07</u>                     | <u>\$473,829.27</u> | <u>\$117,959.50</u>             | <u>\$158,508.22</u>             |

| <u>JUSTICE COURT<br/>TECHNOLOGY<br/>FUND</u> | <u>JUSTICE COURT<br/>BUILDING<br/>SECURITY</u> | <u>CHILD ABUSE<br/>PREVENTION<br/>FUND</u> | <u>FAMILY<br/>PROTECTION<br/>FUND</u> | <u>GUARDIANSHIP<br/>FUND</u> | <u>DRUG &amp;<br/>ALCOHOL<br/>COURT</u> | <u>COUNTY AND<br/>DISTRICT COURT<br/>TECHNOLOGY<br/>FUND</u> |
|--|--|--|---------------------------------------|------------------------------|---|--|
| \$20,552.59                                  | \$5,132.57                                     | \$3,182.61                                 | \$98,227.00                           | \$52,820.00                  | \$110,953.01                            | \$26,502.96  |
| 0.00   | 0.00   | 0.00                                       | 0.00                                  | 0.00                         | 0.00                                    | 0.00   |
| 282.10                                       | 0.00   | 31.43                                      | 1,222.87                              | 77.16                        | 696.13                                  | 59.07  |
| <u>20,834.69</u>                             | <u>5,132.57</u>                                | <u>3,214.04</u>                            | <u>99,449.87</u>                      | <u>52,897.16</u>             | <u>111,649.14</u>                       | <u>26,562.03</u>   |
| 0.00   | 0.00   | 0.00                                       | 0.00                                  | 90,000.00                    | 0.00                                    | 0.00   |
| 0.00   | 0.00   | 0.00                                       | 49,442.27                             | 0.00                         | 0.00                                    | 0.00   |
| 7,043.68                                     | 0.00   | 0.00                                       | 0.00                                  | 0.00                         | 0.00                                    | 4,692.39   |
| <u>7,043.68</u>                              | <u>0.00</u>                                    | <u>0.00</u>                                | <u>49,442.27</u>                      | <u>90,000.00</u>             | <u>0.00</u>                             | <u>4,692.39</u>  |
| 13,791.01                                    | 5,132.57                                       | 3,214.04                                   | 50,007.60                             | (37,102.84)                  | 111,649.14                              | 21,869.64  |
| 0.00   | (5,132.57)                                     | 0.00                                       | 0.00                                  | 0.00                         | 0.00                                    | 0.00   |
| 13,791.01                                    | 0.00   | 3,214.04                                   | 50,007.60                             | (37,102.84)                  | 111,649.14                              | 21,869.64  |
| 92,533.14                                    | 0.00   | 10,135.63                                  | 414,676.04                            | 42,863.66                    | 204,244.04                              | 13,642.10  |
| <u>\$106,324.15</u>                          | <u>\$0.00</u>                                  | <u>\$13,349.67</u>                         | <u>\$464,683.64</u>                   | <u>\$5,760.82</u>            | <u>\$315,893.18</u>                     | <u>\$35,511.74</u>   |



**TARRANT COUNTY, TEXAS  
ENTERPRISE FUNDS  
FUND DESCRIPTIONS**

**FUND 511 – RESOURCE CONNECTION**

This fund was established to account for activities of the Resource Connection.

**FUND 512 – OIL & GAS ROYALTY FUND**

This fund was established to account for proceeds from the lease of County mineral rights on the Resource Connection campus.



**TARRANT COUNTY, TEXAS  
COMBINING BALANCE SHEET  
ENTERPRISE FUNDS  
AS OF 6/30/2011**

| <u>COMBINED<br/>TOTAL</u>         |   | <u>RESOURCE<br/>CONNECTION</u> | <u>OIL &amp; GAS<br/>ROYALTY</u> |
|-----------------------------------|---|--------------------------------|----------------------------------|
| <b>ASSETS</b>                     |   |                                |                                  |
| \$2,962,190.49                    | CASH AND INVESTMENTS                    | \$839,898.22                   | \$2,122,292.27                   |
| 106,761.43                        | OTHER RECEIVABLES                       | 106,761.43                     | 0.00                             |
| 2,799.24                          | PREPAID EXPENSES & INVENTORIES          | 2,799.24                       | 0.00                             |
| <u>5,561,835.19</u>               | FIXED ASSETS, NET                       | <u>4,437,071.13</u>            | <u>1,124,764.06</u>              |
| <u><b>\$8,633,586.35</b></u>      | <b>TOTAL ASSETS</b>                     | <u><b>\$5,386,530.02</b></u>   | <u><b>\$3,247,056.33</b></u>     |
| <b>LIABILITIES AND NET ASSETS</b> |   |                                |                                  |
| <b>LIABILITIES:</b>               |   |                                |                                  |
| \$49,471.56                       | ACCOUNTS PAYABLE                        | \$34,327.73                    | \$15,143.83                      |
| 42,320.64                         | OTHER LIABILITIES                       | 42,320.64                      | 0.00                             |
| 1,799,273.99                      | ADVANCE FROM CAPITAL PROJECT FUND       | 1,799,273.99                   | 0.00                             |
| <u>135,406.41</u>                 | COMPENSATED ABSENCES                    | <u>135,406.41</u>              | <u>0.00</u>                      |
| 2,026,472.60                      | <b>TOTAL LIABILITIES</b>                | 2,011,328.77                   | 15,143.83                        |
| <b>NET ASSETS:</b>                |   |                                |                                  |
| <u>6,607,113.75</u>               | <b>NET ASSETS</b>                       | <u>3,375,201.25</u>            | <u>3,231,912.50</u>              |
| <u>6,607,113.75</u>               | <b>TOTAL NET ASSETS</b>                 | <u>3,375,201.25</u>            | <u>3,231,912.50</u>              |
| <u><b>\$8,633,586.35</b></u>      | <b>TOTAL LIABILITIES AND NET ASSETS</b> | <u><b>\$5,386,530.02</b></u>   | <u><b>\$3,247,056.33</b></u>     |

**TARRANT COUNTY, TEXAS**  
**COMBINING STATEMENT OF REVENUES, EXPENSES**  
**AND CHANGES IN FUND NET ASSETS**  
**ENTERPRISE FUNDS**  
**FOR THE NINE (9) MONTHS ENDED 6/30/2011**

| <u>COMBINED<br/>TOTAL</u> |   | <u>RESOURCE<br/>CONNECTION</u> | <u>OIL &amp; GAS<br/>ROYALTY</u> |
|---------------------------|---|--------------------------------|----------------------------------|
|                           | <b>OPERATING REVENUES:</b>              |                                |                                  |
| \$2,096,817.48            | BUILDING RENTALS                        | \$2,096,817.48                 | \$0.00                           |
| <u>787,283.74</u>         | OTHER REVENUES                          | <u>5,698.51</u>                | <u>781,585.23</u>                |
| 2,884,101.22              | TOTAL OPERATING REVENUES                | 2,102,515.99                   | 781,585.23                       |
|                           | <b>OPERATING EXPENSES:</b>              |                                |                                  |
| 742,564.81                | PERSONNEL                               | 742,564.81                     | 0.00                             |
| 920,214.27                | BUILDING AND EQUIPMENT                  | 919,214.27                     | 1,000.00                         |
| 271,042.49                | DEPRECIATION AND AMORTIZATION           | 226,033.06                     | 45,009.43                        |
| 13,264.18                 | INSURANCE PREMIUMS                      | 13,264.18                      | 0.00                             |
| <u>101,090.20</u>         | OTHER                                   | <u>101,090.20</u>              | <u>0.00</u>                      |
| <u>2,048,175.95</u>       | TOTAL OPERATING EXPENSES                | <u>2,002,166.52</u>            | <u>46,009.43</u>                 |
| 835,925.27                | OPERATING INCOME (LOSS)                 | 100,349.47                     | 735,575.80                       |
|                           | <b>NON-OPERATING REVENUE (EXPENSE):</b> |                                |                                  |
| <u>8,140.88</u>           | INTEREST INCOME                         | <u>2,629.08</u>                | <u>5,511.80</u>                  |
| 844,066.15                | NET INCOME (LOSS) BEFORE TRANSFERS      | 102,978.55                     | 741,087.60                       |
|                           | <b>OPERATING TRANSFERS:</b>             |                                |                                  |
| 0.00                      | OPERATING TRANSFERS IN                  | 0.00                           | 0.00                             |
| <u>0.00</u>               | OPERATING TRANSFERS OUT                 | <u>0.00</u>                    | <u>0.00</u>                      |
| 844,066.15                | NET INCOME (LOSS)                       | 102,978.55                     | 741,087.60                       |
|                           | <b>NET ASSETS:</b>                      |                                |                                  |
| <u>5,763,047.60</u>       | BEGINNING OF PERIOD                     | <u>3,272,222.70</u>            | <u>2,490,824.90</u>              |
| <u>\$6,607,113.75</u>     | END OF PERIOD                           | <u>\$3,375,201.25</u>          | <u>\$3,231,912.50</u>            |



**TARRANT COUNTY, TEXAS  
INTERNAL SERVICE FUNDS  
FUND DESCRIPTIONS**

**FUND 615 - SELF INSURANCE FUND**

This fund was established to account for expenditures of bond proceeds received in fiscal year 1998 for the county self insured general liability claims.

**FUND 616 - SELF INSURANCE RESERVE FUND**

This fund was established to accumulate a reserve for self insured general liability claims. It is not anticipated that these monies will be expended until the Self Insurance Fund (615) has been exhausted.

**FUND 619 - WORKERS COMPENSATION**

This fund was established to account for workers compensation claims. Prior to the establishment of fund 615, this fund was used for general liability and automobile/property damage claims.

**FUND 621 - COUNTY CLERK PROFESSIONAL LIABILITY FUND**

This fund was established to account for the County Clerk's errors and omissions self insurance.

**FUND 622 - DISTRICT CLERK PROFESSIONAL LIABILITY FUND**

This fund was established to account for the District Clerk's errors and omissions self insurance.

**FUND 651 - EMPLOYEE BENEFITS FUND**

This fund was established to account for Tarrant County employee benefits.

**TARRANT COUNTY, TEXAS  
COMBINING BALANCE SHEET  
INTERNAL SERVICE FUNDS  
AS OF 6/30/2011**

| <u>COMBINED<br/>TOTAL</u>         |   | <u>SELF INSURANCE</u> | <u>SELF INSURANCE<br/>RESERVE</u> | <u>WORKERS<br/>COMPENSATION</u> |
|-----------------------------------|---|-----------------------|-----------------------------------|---------------------------------|
| <b>ASSETS</b>                     |   |                       |                                   |                                 |
| \$15,202,892.31                   | CASH AND INVESTMENTS                    | \$334,847.26          | \$3,072,863.35                    | \$3,615,308.65                  |
| 1,243,125.62                      | OTHER RECEIVABLES                       | 4,453.09              | 0.00                              | 0.00                            |
| 139,333.00                        | PREPAID EXPENSES AND INVENTORY          | 0.00                  | 0.00                              | 0.00                            |
| <u>\$16,585,350.93</u>            | <b>TOTAL ASSETS</b>                     | <u>\$339,300.35</u>   | <u>\$3,072,863.35</u>             | <u>\$3,615,308.65</u>           |
| <b>LIABILITIES AND NET ASSETS</b> |   |                       |                                   |                                 |
| <b>LIABILITIES:</b>               |   |                       |                                   |                                 |
| \$814,799.89                      | ACCOUNTS PAYABLE                        | \$6,926.64            | 21,004.25                         | 0.00                            |
| 12,814,244.44                     | OTHER LIABILITIES                       | 572,633.25            | 0.00                              | 7,538,435.10                    |
| 13,629,044.33                     | <b>TOTAL LIABILITIES</b>                | 579,559.89            | 21,004.25                         | 7,538,435.10                    |
| <b>NET ASSETS:</b>                |   |                       |                                   |                                 |
| 2,956,306.60                      | <b>NET ASSETS</b>                       | (240,259.54)          | 3,051,859.10                      | (3,923,126.45)                  |
| 2,956,306.60                      | <b>TOTAL NET ASSETS</b>                 | (240,259.54)          | 3,051,859.10                      | (3,923,126.45)                  |
| <u>\$16,585,350.93</u>            | <b>TOTAL LIABILITIES AND NET ASSETS</b> | <u>\$339,300.35</u>   | <u>\$3,072,863.35</u>             | <u>\$3,615,308.65</u>           |


| <u>COUNTY CLERK<br/>PROFESSIONAL<br/>LIABILITY</u> | <u>DISTRICT CLERK<br/>PROFESSIONAL<br/>LIABILITY</u> | <u>EMPLOYEE<br/>BENEFITS</u> |
|--|--|------------------------------|
| \$672,051.72                                       | \$666,935.41   | \$6,840,885.92               |
| 0.00   | 1,054.50   | 1,237,618.03                 |
| 0.00   | 0.00   | 139,333.00                   |
| <u>\$672,051.72</u>                                | <u>\$667,989.91</u>                                  | <u>\$8,217,836.95</u>        |
| 0.00   | 0.00   | 786,869.00                   |
| 0.00   | 0.00   | 4,703,176.09                 |
| 0.00   | 0.00   | 5,490,045.09                 |
| <u>672,051.72</u>                                  | <u>667,989.91</u>                                    | <u>2,727,791.86</u>          |
| <u>672,051.72</u>                                  | <u>667,989.91</u>                                    | <u>2,727,791.86</u>          |
| <u>\$672,051.72</u>                                | <u>\$667,989.91</u>                                  | <u>\$8,217,836.95</u>        |

**TARRANT COUNTY, TEXAS**  
**COMBINING STATEMENT OF REVENUES, EXPENSES**  
**AND CHANGES IN FUND NET ASSETS**  
**INTERNAL SERVICE FUNDS**  
**FOR THE NINE (9) MONTHS ENDED 6/30/2011**

| <u>COMBINED<br/>TOTAL</u> |   | <u>SELF INSURANCE</u> | <u>SELF INSURANCE<br/>RESERVE</u> | <u>WORKERS<br/>COMPENSATION</u> |
|---------------------------|---|-----------------------|-----------------------------------|---------------------------------|
|                           | <b>OPERATING REVENUES:</b>              |                       |                                   |                                 |
| \$10,888,416.24           | USER FEES                               | \$0.00                | \$0.00                            | \$0.00                          |
| 36,411,933.05             | COUNTY CONTRIBUTIONS                    | 0.00                  | 0.00                              | 1,445,138.10                    |
| 2,055,144.51              | OTHER REVENUES                          | 9,011.72              | 0.00                              | 161,688.25                      |
| 49,355,493.80             | TOTAL OPERATING REVENUES                | 9,011.72              | 0.00                              | 1,606,826.35                    |
|                           | <b>OPERATING EXPENSES:</b>              |                       |                                   |                                 |
| 51,991.33                 | BUILDING AND EQUIPMENT                  | 20,881.25             | 30,338.13                         | 0.00                            |
| 44,953,111.38             | SELF INSURANCE CLAIMS                   | 55,660.39             | 0.00                              | 2,194,924.21                    |
| 4,350,107.33              | INSURANCE PREMIUMS                      | 0.00                  | 0.00                              | 0.00                            |
| 2,030,786.30              | ADMINISTRATION                          | 0.00                  | 0.00                              | 0.00                            |
| 482,643.23                | OTHER EXPENSES                          | 31,137.14             | 0.00                              | 142,339.09                      |
| 51,868,639.57             | TOTAL OPERATING EXPENSES                | 107,678.78            | 30,338.13                         | 2,337,263.30                    |
| (2,513,145.77)            | OPERATING INCOME (LOSS)                 | (98,667.06)           | (30,338.13)                       | (730,436.95)                    |
|                           | <b>NON-OPERATING REVENUE (EXPENSE):</b> |                       |                                   |                                 |
| 48,238.45                 | INTEREST INCOME                         | 1,058.52              | 8,383.99                          | 10,564.21                       |
| (2,464,907.32)            | NET INCOME (LOSS) BEFORE TRANSFERS      | (97,608.54)           | (21,954.14)                       | (719,872.74)                    |
|                           | <b>OPERATING TRANSFERS:</b>             |                       |                                   |                                 |
| 0.00                      | OPERATING TRANSFERS IN                  | 0.00                  | 0.00                              | 0.00                            |
| (285,191.00)              | OPERATING TRANSFERS OUT                 | 0.00                  | 0.00                              | 0.00                            |
| (2,750,098.32)            | NET INCOME (LOSS)                       | (97,608.54)           | (21,954.14)                       | (719,872.74)                    |
|                           | <b>NET ASSETS:</b>                      |                       |                                   |                                 |
| 5,706,404.92              | BEGINNING OF PERIOD                     | (142,651.00)          | 3,073,813.24                      | (3,203,253.71)                  |
| \$2,956,306.60            | END OF PERIOD                           | (\$240,259.54)        | \$3,051,859.10                    | (\$3,923,126.45)                |

| <b>COUNTY CLERK<br/>PROFESSIONAL<br/>LIABILITY</b> | <b>DISTRICT CLERK<br/>PROFESSIONAL<br/>LIABILITY</b> | <b>EMPLOYEE<br/>BENEFITS</b> |
|--|--|------------------------------|
| \$0.00   | \$155.00   | \$10,888,261.24              |
| 0.00   | 0.00   | 34,966,794.95                |
| 0.00   | 1,976.00   | 1,882,468.54                 |
| 0.00   | 2,131.00   | 47,737,524.73                |
| 0.00   | 0.00   | 771.95                       |
| 0.00   | 0.00   | 42,702,526.78                |
| 0.00   | 0.00   | 4,350,107.33                 |
| 0.00   | 0.00   | 2,030,786.30                 |
| 0.00   | 1,109.00   | 308,058.00                   |
| 0.00   | 1,109.00   | 49,392,250.36                |
| 0.00   | 1,022.00   | (1,654,725.63)               |
| 1,828.94   | 1,816.36   | 24,586.43                    |
| 1,828.94   | 2,838.36   | (1,630,139.20)               |
| 0.00   | 0.00   | 0.00                         |
| 0.00   | 0.00   | (285,191.00)                 |
| 1,828.94   | 2,838.36   | (1,915,330.20)               |
| 670,222.78   | 665,151.55   | 4,643,122.06                 |
| <b>\$672,051.72</b>                                | <b>\$667,989.91</b>                                  | <b>\$2,727,791.86</b>        |





**TARRANT COUNTY**  
**BUDGETARY INFORMATION**



**TARRANT COUNTY, TEXAS**  
**SUMMARY BUDGET VERSUS ACTUAL (BUDGET BASIS) REVENUE AND EXPENDITURES**  
**FOR THE NINE (9) MONTHS ENDED 6/30/2011**  
**TAX SUPPORTED FUNDS**

|                                      | CURRENT MONTH<br>ACTUAL | YTD<br>ACTUAL        | BUDGET               | PERCENT       | LAST YEAR<br>PERCENT |
|--------------------------------------|-------------------------|----------------------|----------------------|---------------|----------------------|
| <b><u>GENERAL FUND</u></b>           |                         |                      |                      |               |                      |
| <b>REVENUES:</b>                     |                         |                      |                      |               |                      |
| Taxes                                | \$11,219,819            | \$275,400,968        | \$278,663,455        | 98.83%        | 99.08%               |
| Licenses                             | 75,782                  | 578,438              | 934,517              | 61.90%        | 92.43%               |
| Fees of Office                       | 2,630,634               | 30,765,080           | 36,116,632           | 85.18%        | 79.07%               |
| Intergovernmental                    | 168,640                 | 11,180,215           | 15,768,977           | 70.90%        | 76.07%               |
| Investment Income                    | 41,430                  | 496,162              | 1,452,355            | 34.16%        | 42.63%               |
| Other Revenues                       | 1,042,335               | 7,776,245            | 10,617,874           | 73.24%        | 71.26%               |
| Transfers                            | 64,093                  | 535,419              | 701,423              | 76.33%        | 77.49%               |
| Contingent                           |                         |                      | 1,500,000            |               |                      |
| Cash Carryforward                    |                         | 56,143,393           | 49,946,754           |               |                      |
|                                      | <u>\$15,242,733</u>     | <u>\$382,875,920</u> | <u>\$395,701,987</u> | <u>96.76%</u> | <u>96.71%</u>        |
| <b>EXPENDITURES:</b>                 |                         |                      |                      |               |                      |
| General Administration               | \$8,898,273             | \$87,665,759         | \$118,963,689        | 73.69%        | 70.14%               |
| Public Safety                        | 8,704,141               | 81,590,254           | 118,670,372          | 68.75%        | 68.19%               |
| Judicial                             | 11,882,932              | 96,527,187           | 126,351,613          | 76.40%        | 75.72%               |
| Community Services                   | 420,233                 | 3,617,064            | 6,612,309            | 54.70%        | 63.97%               |
| Undesignated                         |                         |                      | 6,604,004            |               |                      |
| Contingent                           |                         |                      | 1,500,000            |               |                      |
| Reserves                             |                         |                      | 17,000,000           |               |                      |
|                                      | <u>\$29,905,580</u>     | <u>\$269,400,264</u> | <u>\$395,701,987</u> | <u>68.08%</u> | <u>66.42%</u>        |
| <b><u>ROAD &amp; BRIDGE FUND</u></b> |                         |                      |                      |               |                      |
| <b>REVENUES:</b>                     |                         |                      |                      |               |                      |
| Taxes                                | \$131                   | \$964                | \$0                  | OVER 100%     | OVER 100%            |
| Fees of Office                       | \$1,227,865             | \$14,862,729         | \$18,340,000         | 81.04%        | 77.72%               |
| Intergovernmental                    | 0                       | 33,505               | 33,528               | 99.93%        | OVER 100%            |
| Investment Income                    | 3,852                   | 30,062               | 45,000               | 66.80%        | 43.37%               |
| Other Revenues                       | 0                       | 59,859               | 52,000               | OVER 100%     | OVER 100%            |
| Transfers                            | 563,935                 | 5,075,414            | 6,767,218            | 75.00%        | 75.00%               |
| Cash Carryforward                    |                         | 7,025,940            | 4,637,810            |               |                      |
|                                      | <u>\$1,795,783</u>      | <u>\$27,088,473</u>  | <u>\$29,875,556</u>  | <u>90.67%</u> | <u>87.64%</u>        |
| <b>EXPENDITURES:</b>                 |                         |                      |                      |               |                      |
| Precinct One                         | \$390,340               | \$4,018,693          | \$6,560,882          | 61.25%        | 65.03%               |
| Precinct Two                         | 449,705                 | 2,895,440            | 4,096,678            | 70.68%        | 61.55%               |
| Precinct Three                       | 308,760                 | 2,998,386            | 4,767,119            | 62.90%        | 62.16%               |
| Precinct Four                        | 394,695                 | 4,023,473            | 6,388,470            | 62.98%        | 63.27%               |
| Right of Way                         | 29,675                  | 2,116,340            | 4,423,526            | 47.84%        | 85.03%               |
| Other Expenditures                   | 176,871                 | 2,143,857            | 2,834,153            | 75.64%        | 66.34%               |
| Undesignated                         |                         |                      | 804,728              |               |                      |
|                                      | <u>\$1,750,046</u>      | <u>\$18,196,189</u>  | <u>\$29,875,556</u>  | <u>60.91%</u> | <u>63.23%</u>        |
| <b><u>DEBT SERVICE FUND</u></b>      |                         |                      |                      |               |                      |
| <b>REVENUES:</b>                     |                         |                      |                      |               |                      |
| Taxes                                | \$1,368,725             | \$35,378,032         | \$35,863,455         | 98.65%        | 99.03%               |
| Investment Income                    | 8,178                   | 47,367               | 75,148               | 63.03%        | 58.09%               |
| Transfers                            | 0                       | 300,000              | 0                    | OVER 100%     | 0.00%                |
| Cash Carryforward                    |                         | 1,611,031            | 1,958,630            |               |                      |
|                                      | <u>\$1,376,903</u>      | <u>\$37,336,430</u>  | <u>\$37,897,233</u>  | <u>98.52%</u> | <u>98.90%</u>        |
| <b>EXPENDITURES:</b>                 |                         |                      |                      |               |                      |
| Principle                            | \$0                     | \$0                  | \$19,730,000         | 0.00%         | 0.00%                |
| Interest                             | 0                       | 7,531,880            | 16,657,233           | 45.22%        | 50.00%               |
| Other Expenditures                   | 500                     | 2,051                | 10,000               | 20.51%        | 22.00%               |
| Reserves                             |                         |                      | 1,500,000            |               |                      |
|                                      | <u>\$500</u>            | <u>\$7,533,931</u>   | <u>\$37,897,233</u>  | <u>19.88%</u> | <u>20.06%</u>        |

**TARRANT COUNTY, TEXAS  
GENERAL FUND FEES OF OFFICE ANALYSIS  
FOR THE NINE (9) MONTHS ENDED 6/30/2011  
(BUDGET BASIS)**

| <u>FEE OFFICE</u>                    | <u>ACTUAL REVENUE</u>      | <u>ANNUAL BUDGET</u>       | <u>PERCENT COLLECTED</u> |
|--------------------------------------|----------------------------|----------------------------|--------------------------|
| Tax Assessor/Collector               | 13,364,092.44              | \$13,987,084               | 95.55%                   |
| County Clerk                         | 7,615,168                  | 9,438,722                  | 80.68%                   |
| Sheriff                              | 441,920                    | 623,733                    | 70.85%                   |
| Constable 1                          | 400,049                    | 564,910                    | 70.82%                   |
| Constable 2                          | 333,579                    | 430,205                    | 77.54%                   |
| Constable 3                          | 362,187                    | 415,571                    | 87.15%                   |
| Constable 4                          | 221,629                    | 293,440                    | 75.53%                   |
| Constable 5                          | 141,735                    | 169,030                    | 83.85%                   |
| Constable 6                          | 233,898                    | 304,250                    | 76.88%                   |
| Constable 7                          | 315,383                    | 380,725                    | 82.84%                   |
| Constable 8                          | 245,869                    | 291,804                    | 84.26%                   |
| District Clerk                       | 3,613,224                  | 4,570,946                  | 79.05%                   |
| Domestic Relations                   | 1,195,740                  | 1,556,089                  | 76.84%                   |
| District Attorney                    | 152,532                    | 240,000                    | 63.55%                   |
| Justice of Peace 1                   | 121,439                    | 167,380                    | 72.55%                   |
| Justice of Peace 2                   | 161,456                    | 210,173                    | 76.82%                   |
| Justice of Peace 3                   | 102,866                    | 125,906                    | 81.70%                   |
| Justice of Peace 4                   | 140,311                    | 169,946                    | 82.56%                   |
| Justice of Peace 5                   | 33,610                     | 39,513                     | 85.06%                   |
| Justice of Peace 6                   | 98,680                     | 159,955                    | 61.69%                   |
| Justice of Peace 7                   | 160,411                    | 168,201                    | 95.37%                   |
| Justice of Peace 8                   | 75,090                     | 95,572                     | 78.57%                   |
| County Courts                        | 11,473                     | 14,420                     | 79.56%                   |
| Elections                            | 980                        | 2,800                      | 35.00%                   |
| Medical Examiner                     | 1,020,823                  | 1,406,796                  | 72.56%                   |
| Other                                | <u>200,936</u>             | <u>289,461</u>             | <u>69.42%</u>            |
| <b>TOTAL</b>                         | <b><u>\$30,765,080</u></b> | <b><u>\$36,116,632</u></b> | <b>85.18%</b>            |
| <b>RATABLE COLLECTION PERCENTAGE</b> |                            |                            | <b><u>75.00%</u></b>     |

**TARRANT COUNTY, TEXAS  
BUDGET REPORT  
FOR THE NINE (9) MONTHS ENDED 6/30/2011**

| <b>GENERAL FUND</b>             | <b>CURRENT<br/>MONTH<br/>EXPENDITURES</b> | <b>ENCUMBRANCES<br/>AND<br/>COMMITMENTS</b> | <b>TOTAL<br/>EXPENDITURES<br/>ENCUMBRANCES<br/>&amp; COMMITMENTS</b> | <b>TOTAL<br/>BUDGET</b> | <b>UNEXPENDED<br/>BUDGET</b> | <b>%<br/>BUDGET<br/>USED</b> |
|---------------------------------|---|---|--|-------------------------|------------------------------|------------------------------|
| County Judge                    | 62,887.63                                 | -   | 583,012.49   | 860,817.00              | 277,804.51                   | 67.73%                       |
| County Administrator            | 138,539.12                                | 1,559.84                                    | 1,212,090.16   | 1,746,693.00            | 534,602.84                   | 69.39%                       |
| Non-Departmental                | 2,909,003.36                              | 488,768.34                                  | 27,256,431.62  | 37,234,476.00           | 9,978,044.38                 | 73.20%                       |
| Auditor                         | 436,308.52                                | 2,367.56                                    | 4,096,916.17   | 5,671,312.00            | 1,574,395.83                 | 72.24%                       |
| Budget/Risk Management          | 39,635.62                                 | -   | 380,138.72   | 582,327.00              | 202,188.28                   | 65.28%                       |
| Tax Assessor / Collector        | 923,838.12                                | 74,878.79                                   | 9,066,023.88   | 12,404,879.00           | 3,338,855.12                 | 73.08%                       |
| Elections Administration        | 250,517.06                                | 12,778.97                                   | 3,959,686.58   | 4,653,764.00            | 694,077.42                   | 85.09%                       |
| Information Technology          | 1,936,820.34                              | 1,075,471.49                                | 22,374,973.00  | 30,140,994.00           | 7,766,021.00                 | 74.23%                       |
| Human Resources                 | 192,841.87                                | 29,559.44                                   | 1,807,494.86   | 2,519,677.00            | 712,182.14                   | 71.74%                       |
| Purchasing                      | 148,571.41                                | 982.41                                      | 1,379,955.32   | 1,892,174.00            | 512,218.68                   | 72.93%                       |
| Facilities                      | 280,381.56                                | 166,759.71                                  | 2,823,360.11   | 3,790,581.00            | 967,220.89                   | 74.48%                       |
| Sheriff                         | 2,850,516.93                              | 303,829.06                                  | 26,143,179.96  | 35,980,359.00           | 9,837,179.04                 | 72.66%                       |
| Sheriff - Confinement           | 5,318,435.08                              | 1,987,793.09                                | 50,649,562.20  | 67,490,320.00           | 16,840,757.80                | 75.05%                       |
| Constable Precinct 1            | 86,339.91                                 | 974.19                                      | 801,948.61   | 1,096,523.00            | 294,574.39                   | 73.14%                       |
| Constable Precinct 2            | 78,175.86                                 | -   | 700,104.18   | 958,035.00              | 257,930.82                   | 73.08%                       |
| Constable Precinct 3            | 82,224.77                                 | 4,591.88                                    | 747,732.36   | 994,763.00              | 247,030.64                   | 75.17%                       |
| Constable Precinct 4            | 64,074.42                                 | 5,735.81                                    | 574,477.62   | 762,868.00              | 188,390.38                   | 75.30%                       |
| Constable Precinct 5            | 51,696.63                                 | 513.17                                      | 475,852.00   | 634,685.00              | 158,833.00                   | 74.97%                       |
| Constable Precinct 6            | 63,420.76                                 | 3,172.59                                    | 578,380.72   | 769,914.00              | 191,533.28                   | 75.12%                       |
| Constable Precinct 7            | 75,012.20                                 | 9,423.05                                    | 695,447.28   | 892,004.00              | 196,556.72                   | 77.96%                       |
| Constable Precinct 8            | 65,082.86                                 | 5,014.14                                    | 644,017.81   | 914,051.00              | 270,033.19                   | 70.46%                       |
| Medical Examiner                | 594,658.82                                | 328,471.75                                  | 5,657,224.92   | 7,245,661.00            | 1,588,436.08                 | 78.08%                       |
| Fire Marshal                    | 23,729.54                                 | 195.84                                      | 259,404.87   | 339,766.00              | 80,361.13                    | 76.35%                       |
| Community Supervision           | -   | -   | 3,967.03   | 15,500.00               | 11,532.97                    | 25.59%                       |
| Juvenile Services               | 1,182,475.00                              | 514,304.65                                  | 11,603,892.65  | 15,629,687.00           | 4,025,794.35                 | 74.24%                       |
| Pretrial Services               | 93,027.93                                 | 543.75                                      | 866,437.60   | 1,183,369.00            | 316,931.40                   | 73.22%                       |
| Buildings                       | 1,754,156.45                              | 1,622,822.05                                | 13,837,761.05  | 20,081,455.00           | 6,243,693.95                 | 68.91%                       |
| 17TH District Court             | 19,469.28                                 | 243.00                                      | 180,238.81   | 246,372.00              | 66,133.19                    | 73.16%                       |
| 48TH District Court             | 19,844.44                                 | 10.28                                       | 180,306.90   | 243,172.00              | 62,865.10                    | 74.15%                       |
| 67TH District Court             | 18,746.07                                 | -   | 167,276.50   | 226,833.00              | 59,556.50                    | 73.74%                       |
| 96TH District Court             | 18,858.83                                 | -   | 167,778.63   | 233,423.00              | 65,644.37                    | 71.88%                       |
| 141ST District Court            | 18,450.35                                 | -   | 170,459.79   | 229,695.00              | 59,235.21                    | 74.21%                       |
| 153RD District Court            | 19,053.08                                 | -   | 174,762.28   | 235,872.00              | 61,109.72                    | 74.09%                       |
| 236TH District Court            | 19,934.69                                 | 353.37                                      | 186,055.59   | 251,607.00              | 65,551.41                    | 73.95%                       |
| 342ND District Court            | 18,953.44                                 | 12.66                                       | 133,217.18   | 230,664.00              | 97,446.82                    | 57.75%                       |
| 348TH District Court            | 17,867.96                                 | -   | 164,162.44   | 220,714.00              | 56,551.56                    | 74.38%                       |
| 352ND District Court            | 20,692.34                                 | -   | 177,685.74   | 238,015.00              | 60,329.26                    | 74.65%                       |
| Criminal District Court 1       | 98,946.30                                 | 470.06                                      | 794,916.30   | 1,135,701.00            | 340,784.70                   | 69.99%                       |
| Criminal District Court 2       | 121,269.16                                | 137.98                                      | 936,048.22   | 1,162,840.00            | 226,791.78                   | 80.50%                       |
| Criminal District Court 3       | 94,135.81                                 | 14.67                                       | 899,397.09   | 1,301,733.00            | 402,335.91                   | 69.09%                       |
| Criminal District Court 4       | 100,780.39                                | -   | 787,865.58   | 1,152,794.00            | 364,928.42                   | 68.34%                       |
| 213TH District Court            | 105,104.51                                | 248.92                                      | 931,386.48   | 1,135,977.00            | 204,590.52                   | 81.99%                       |
| 297TH District Court            | 111,109.44                                | 158.61                                      | 868,676.83   | 1,349,382.00            | 480,705.17                   | 64.38%                       |
| 371ST District Court            | 107,525.22                                | 806.38                                      | 984,022.50   | 1,307,063.00            | 323,040.50                   | 75.29%                       |
| 372ND District Court            | 101,391.75                                | 21.50                                       | 783,558.62   | 1,132,820.00            | 349,261.38                   | 69.17%                       |
| 396th District Court            | 151,272.44                                | -   | 1,044,980.85   | 1,293,639.00            | 248,658.15                   | 80.78%                       |
| 432nd District Court            | 91,185.99                                 | -   | 1,068,827.70   | 1,363,689.00            | 294,861.30                   | 78.38%                       |
| Magistrate Court                | 65,972.16                                 | 199.12                                      | 572,342.24   | 777,438.00              | 205,095.76                   | 73.62%                       |
| 231ST District Court            | 48,123.01                                 | -   | 424,215.70   | 574,408.00              | 150,192.30                   | 73.85%                       |
| 233RD District Court            | 52,818.58                                 | 10.38                                       | 398,707.98   | 533,455.00              | 134,747.02                   | 74.74%                       |
| 322ND District Court            | 61,186.49                                 | -   | 444,499.50   | 548,618.00              | 104,118.50                   | 81.02%                       |
| 323RD District Court            | 271,016.57                                | -   | 2,126,371.56   | 2,919,181.00            | 792,809.44                   | 72.84%                       |
| 324TH District Court            | 63,996.14                                 | 54.40                                       | 531,117.13   | 707,846.00              | 176,728.87                   | 75.03%                       |
| 325TH District Court            | 44,584.30                                 | 169.45                                      | 413,366.30   | 577,146.00              | 163,779.70                   | 71.62%                       |
| 360TH District Court            | 42,904.38                                 | -   | 398,843.13   | 560,108.00              | 161,264.87                   | 71.21%                       |
| Special Judges                  | 25,824.43                                 | -   | 188,104.09   | 354,692.00              | 166,587.91                   | 53.03%                       |
| Criminal District Court Support | 60,884.78                                 | 100.50                                      | 582,894.06   | 752,090.00              | 169,195.94                   | 77.50%                       |
| Grand Jury                      | 10,889.44                                 | -   | 88,127.46  | 134,794.00              | 46,666.54                    | 65.38%                       |
| Criminal Attorney Appointment   | 41,384.66                                 | 23.10                                       | 373,319.35   | 512,221.00              | 138,901.65                   | 72.88%                       |
| Criminal Mental Health Court    | 11,324.92                                 | -   | 101,194.98   | 137,204.00              | 36,009.02                    | 73.76%                       |
| County Court at Law #1          | 30,487.50                                 | -   | 276,948.88   | 392,817.00              | 115,868.12                   | 70.50%                       |
| County Court at Law #2          | 32,015.43                                 | 1,193.34                                    | 283,155.33   | 384,274.00              | 101,118.67                   | 73.69%                       |
| County Court at Law #3          | 31,818.13                                 | 176.23                                      | 304,940.45   | 407,710.00              | 102,769.55                   | 74.79%                       |
| County Criminal Court #1        | 72,559.05                                 | -   | 511,155.26   | 675,297.00              | 164,141.74                   | 75.69%                       |

**TARRANT COUNTY, TEXAS  
BUDGET REPORT  
FOR THE NINE (9) MONTHS ENDED 6/30/2011**

|  | <b>CURRENT<br/>MONTH<br/>EXPENDITURES</b> | <b>ENCUMBRANCES<br/>AND<br/>COMMITMENTS</b> | <b>TOTAL<br/>EXPENDITURES<br/>ENCUMBRANCES<br/>&amp; COMMITMENTS</b> | <b>TOTAL<br/>BUDGET</b>  | <b>UNEXPENDED<br/>BUDGET</b> | <b>%<br/>BUDGET<br/>USED</b> |
|--|---|---|--|--------------------------|------------------------------|------------------------------|
| <b>GENERAL FUND (cont'd)</b>                       |   |   |  |                          |                              |                              |
| County Criminal Court #2                           | 43,171.95                                 | -   | 357,927.01   | 499,776.00               | 141,848.99                   | 71.62%                       |
| County Criminal Court #3                           | 54,001.95                                 | 630.00                                      | 492,076.04   | 622,100.00               | 130,023.96                   | 79.10%                       |
| County Criminal Court #4                           | 50,878.50                                 | 41.50                                       | 437,374.84   | 592,983.00               | 155,608.16                   | 73.76%                       |
| County Criminal Court #5                           | 89,291.33                                 | 42,594.49                                   | 739,128.75   | 942,645.00               | 203,516.25                   | 78.41%                       |
| County Criminal Court #6                           | 45,115.37                                 | 5.90  | 423,548.93   | 559,317.00               | 135,768.07                   | 75.73%                       |
| County Criminal Court #7                           | 49,643.45                                 | -   | 479,414.09   | 613,523.00               | 134,108.91                   | 78.14%                       |
| County Criminal Court #8                           | 52,132.38                                 | -   | 463,793.76   | 606,177.00               | 142,383.24                   | 76.51%                       |
| County Criminal Court #9                           | 51,511.84                                 | -   | 458,278.68   | 589,317.00               | 131,038.32                   | 77.76%                       |
| County Criminal Court #10                          | 49,753.10                                 | -   | 376,131.26   | 529,687.00               | 153,555.74                   | 71.01%                       |
| Probate Court 1                                    | 118,298.26                                | 114.20                                      | 1,258,202.05   | 1,716,134.00             | 457,931.95                   | 73.32%                       |
| Probate Court 2                                    | 126,847.82                                | 288.75                                      | 1,233,297.84   | 1,621,339.00             | 388,041.16                   | 76.07%                       |
| Justice of the Peace Pct. 1                        | 45,045.51                                 | 116.89                                      | 439,093.10   | 618,354.00               | 179,260.90                   | 71.01%                       |
| Justice of the Peace Pct. 2                        | 52,024.47                                 | 95.50                                       | 441,899.82   | 602,602.00               | 160,702.18                   | 73.33%                       |
| Justice of the Peace Pct. 3                        | 48,042.33                                 | 56.20                                       | 417,138.83   | 561,693.00               | 144,554.17                   | 74.26%                       |
| Justice of the Peace Pct. 4                        | 59,270.50                                 | 636.73                                      | 451,714.05   | 597,168.00               | 145,453.95                   | 75.64%                       |
| Justice of the Peace Pct. 5                        | 31,199.45                                 | 80.00                                       | 276,459.59   | 382,648.00               | 106,188.41                   | 72.25%                       |
| Justice of the Peace Pct. 6                        | 37,193.09                                 | 749.74                                      | 340,429.29   | 459,800.00               | 119,370.71                   | 74.04%                       |
| Justice of the Peace Pct. 7                        | 49,785.04                                 | 145.25                                      | 408,577.99   | 605,670.00               | 197,092.01                   | 67.46%                       |
| Justice of the Peace Pct. 8                        | 38,569.22                                 | 158.00                                      | 367,086.42   | 507,090.00               | 140,003.58                   | 72.39%                       |
| District Attorney                                  | 2,664,057.37                              | 22,267.48                                   | 24,372,568.28  | 33,897,091.00            | 9,524,522.72                 | 71.90%                       |
| District Clerk                                     | 715,601.11                                | 3,646.62                                    | 6,640,349.62   | 9,031,225.00             | 2,390,875.38                 | 73.53%                       |
| County Clerk                                       | 703,417.84                                | 1,676.42                                    | 6,548,779.99   | 9,008,476.00             | 2,459,696.01                 | 72.70%                       |
| Domestic Relations                                 | 521,301.23                                | 4,086.44                                    | 4,612,034.69   | 6,337,748.00             | 1,725,713.31                 | 72.77%                       |
| Jury Services                                      | 148,888.03                                | 1,194.38                                    | 1,389,583.65   | 2,132,710.00             | 743,126.35                   | 65.16%                       |
| Courts / Judiciary                                 | 36,675.19                                 | -   | 388,649.88   | 1,994,296.00             | 1,605,646.12                 | 19.49%                       |
| Human Services                                     | 330,442.69                                | 15,935.95                                   | 2,601,156.64   | 5,188,162.00             | 2,587,005.36                 | 50.14%                       |
| Child Protective Services                          | 433,299.47                                | 885,937.64                                  | 1,914,967.13   | 2,097,063.00             | 182,095.87                   | 91.32%                       |
| Public Assistance                                  | -   | -   | 206,185.00   | 206,185.00               | -                            | 100.00%                      |
| Texas AgriLife Extension                           | 51,955.64                                 | 1,067.99                                    | 485,716.08   | 763,045.00               | 277,328.92                   | 63.65%                       |
| Veterans Services                                  | 30,983.92                                 | -   | 263,923.25   | 353,367.00               | 89,443.75                    | 74.69%                       |
| Historical Commission                              | 6,831.96                                  | -   | 59,878.74  | 93,700.00                | 33,821.26                    | 63.90%                       |
| <b>10010-2011 General Fund - Cash Match</b>        |   |   |  |                          |                              |                              |
| Sheriff  | -   | -   | 28,636.19  | 62,771.00                | 34,134.81                    | 45.62%                       |
| Juvenile Services                                  | -   | -   | 7,586.16   | 20,000.00                | 12,413.84                    | 37.93%                       |
| County Criminal Court #5                           | -   | -   | 84,089.91  | 167,162.00               | 83,072.09                    | 50.30%                       |
| District Attorney                                  | -   | -   | 16,462.55  | 85,000.00                | 68,537.45                    | 19.37%                       |
| Human Services                                     | 19.20                                     | -   | 204.00   | 5,000.00                 | 4,796.00                     | 4.08%                        |
| Historical Commission                              | -   | -   | -  | 2,850.00                 | 2,850.00                     | 0.00%                        |
| <b>10020-2011 General Fund - Operating Subsidy</b> |   |   |  |                          |                              |                              |
| Sheriff  | 15,186.31                                 | -   | 46,405.67  | 65,651.00                | 19,245.33                    | 70.69%                       |
| Juvenile Services                                  | 1,210,391.04                              | -   | 1,870,512.77   | 3,651,968.00             | 1,781,455.23                 | 51.22%                       |
| Criminal District Court Support                    | -   | -   | 600.00   | 40,000.00                | 39,400.00                    | 1.50%                        |
| Criminal Mental Health Court                       | -   | -   | -  | 38,532.00                | 38,532.00                    | 0.00%                        |
| <b>UNDESIGNATED</b>                                |   |   |  | 6,604,004.00             | 6,604,004.00                 |                              |
| <b>CONTINGENT</b>                                  |   |   |  | 1,500,000.00             | 1,500,000.00                 |                              |
| <b>RESERVES</b>                                    |   |   |  | 17,000,000.00            | 17,000,000.00                |                              |
| <b>FUND TOTAL</b>                                  | <b>\$ 29,905,579.79</b>                   | <b>\$ 7,626,441.59</b>                      | <b>\$ 269,400,263.74</b>   | <b>\$ 395,701,987.00</b> | <b>\$ 126,301,723.26</b>     | <b>68.08%</b>                |

**TARRANT COUNTY, TEXAS  
BUDGET REPORT  
FOR THE NINE (9) MONTHS ENDED 6/30/2011**

|                              | <u>CURRENT<br/>MONTH<br/>EXPENDITURES</u> | <u>ENCUMBRANCES<br/>AND<br/>COMMITMENTS</u> | <u>TOTAL<br/>EXPENDITURES<br/>ENCUMBRANCES<br/>&amp; COMMITMENTS</u> | <u>TOTAL<br/>BUDGET</u> | <u>UNEXPENDED<br/>BUDGET</u> | <u>%<br/>BUDGET<br/>USED</u> |
|------------------------------|---|---|--|-------------------------|------------------------------|------------------------------|
| <b>ROAD AND BRIDGE (261)</b> |   |   |  |                         |                              |                              |
| Buildings                    | 1,149.54                                  | 655.06                                      | 31,321.36  | 37,238.00               | 5,916.64                     | 84.11%                       |
| Commissioner Precinct 1      | 390,340.05                                | 290,750.21                                  | 4,018,692.99   | 6,560,882.00            | 2,542,189.01                 | 61.25%                       |
| Commissioner Precinct 2      | 449,704.66                                | 109,702.64                                  | 2,895,439.90   | 4,096,678.00            | 1,201,238.10                 | 70.68%                       |
| Commissioner Precinct 3      | 308,760.06                                | 180,149.98                                  | 2,998,385.65   | 4,767,119.00            | 1,768,733.35                 | 62.90%                       |
| Commissioner Precinct 4      | 394,694.59                                | 271,093.88                                  | 4,023,472.55   | 6,388,470.00            | 2,364,997.45                 | 62.98%                       |
| Right of Way                 | 29,675.21                                 | 108,826.03                                  | 2,116,340.36   | 4,423,526.00            | 2,307,185.64                 | 47.84%                       |
| Transportation               | 158,498.56                                | 192,247.14                                  | 1,666,120.13   | 2,334,465.00            | 668,344.87                   | 71.37%                       |
| Road & Bridge Non-Department | 17,223.02                                 | 6,370.00                                    | 446,415.97   | 462,450.00              | 16,034.03                    | 96.53%                       |
| UNDESIGNATED                 |   |   |  | 804,728.00              | 804,728.00                   |                              |
| <b>FUND TOTAL</b>            | <u>\$ 1,750,045.69</u>                    | <u>\$ 1,159,794.94</u>                      | <u>\$ 18,196,188.91</u>  | <u>\$ 29,875,556.00</u> | <u>\$ 11,679,367.09</u>      | <u>60.91%</u>                |
| <b>DEBT SERVICE (321)</b>    |   |   |  |                         |                              |                              |
| Interest and Sinking         | 500.00                                    | -   | 7,533,931.04   | 36,397,233.00           | 28,863,301.96                | 20.70%                       |
| RESERVES                     |   |   |  | 1,500,000.00            | 1,500,000.00                 |                              |
| <b>FUND TOTAL</b>            | <u>\$ 500.00</u>                          | <u>\$ -</u>                                 | <u>\$ 7,533,931.04</u>   | <u>\$ 37,897,233.00</u> | <u>\$ 30,363,301.96</u>      | <u>19.88%</u>                |



**TARRANT COUNTY, TEXAS**  
**SPECIAL BUDGETS**  
**FOR THE NINE (9) MONTHS ENDED 6/30/2011**  
**BUDGET VERSUS ACTUAL (BUDGET BASIS) REVENUE**

| <b>FUND #</b> | <b>FUND NAME</b>                           | <b>ACTUAL<br/>REVENUE</b> | <b>BUDGETED<br/>REVENUE</b> | <b>PERCENT<br/>COLLECTED</b> |
|---------------|--|---------------------------|-----------------------------|------------------------------|
| 211           | RECORDS PRESERV & AUTOMATION - FILINGS     | \$ 1,442,649              | \$ 1,873,728                | 76.99%                       |
| 212           | RECORDS PRESERV & AUTOMATION - CONVICTIONS | 472,065                   | 636,920                     | 74.12%                       |
| 213           | RECORDS PRESERV & RESTORATION              | 1,369,860                 | 1,729,772                   | 79.19%                       |
| 214           | COURT RECORD PRESERVATION FUND             | 274,988                   | 340,000                     | 80.88%                       |
| 215           | DISTRICT COURT RECORDS TECHNOLOGY FUND     | 100,817                   | 123,500                     | 81.63%                       |
| 221           | COURTHOUSE SECURITY FUND                   | 460,980                   | 601,423                     | 76.65%                       |
| 223           | CONSUMER HEALTH FUND                       | 523,490                   | 695,200                     | 75.30%                       |
| 224           | GRAFFITI ERADICATION                       | 185                       | -                           | OVER 100%                    |
| 225           | ALTERNATIVE DISPUTE RESOLUTION SERVICES    | 304,073                   | 411,192                     | 73.95%                       |
| 226           | PROBATE CONTRIBUTIONS FUND                 | 137,266                   | 140,830                     | 97.47%                       |
| 227           | JUSTICE COURT TECHNOLOGY FUND              | 20,835                    | 26,721                      | 77.97%                       |
| 228           | JUSTICE COURT BLDG SECURITY                | 5,133                     | 6,360                       | 80.71%                       |
| 229           | CHILD ABUSE PREVENTION                     | 3,214                     | 3,743                       | 85.87%                       |
| 230           | FAMILY PROTECTION                          | 99,450                    | 131,838                     | 75.43%                       |
| 231           | GUARDIANSHIP                               | 52,897                    | 71,245                      | 74.25%                       |
| 232           | DRUG & ALCOHOL COURT                       | 111,649                   | 122,598                     | 91.07%                       |
| 233           | COUNTY & DISTRICT COURT TECHNOLOGY FUND    | 26,562                    | 15,560                      | OVER 100%                    |
| 241           | LAW LIBRARY                                | 910,141                   | 1,229,909                   | 74.00%                       |
| 242           | EDUCATION                                  | 104,585                   | 106,719                     | 98.00%                       |
| 243           | APPELLATE JUDICIAL SYSTEM                  | 123,454                   | 163,465                     | 75.52%                       |
| 251           | VEHICLE INVENTORY TAX                      | 52,794                    | 38,925                      | OVER 100%                    |
| 436           | FY06 TAX NOTES                             | 1,721                     | -                           | OVER 100%                    |
| 451           | NON-DEBT CAPITAL                           | 13,328,091                | 16,536,698                  | 80.60%                       |
| 475           | 1998 BOND ELECTION                         | 7,699                     | 16,147                      | 47.68%                       |
| 476           | 2006 BOND ELECTION                         | 413,869                   | 809,213                     | 51.14%                       |
| 477           | 2006 BOND ELECTION-TRANSPORTATION          | 252,337                   | 440,527                     | 57.28%                       |
| 511           | RESOURCE CONNECTION                        | 2,106,523                 | 2,868,902                   | 73.43%                       |
| 512           | OIL & GAS ROYALTY RC                       | 787,097                   | 9,503                       | OVER 100%                    |
| 615           | SELF INSURANCE                             | 10,070                    | 3,287                       | OVER 100%                    |
| 616           | SELF INSURANCE RESERVE                     | 8,384                     | 16,637                      | 50.39%                       |
| 619           | WORKERS COMPENSATION                       | 1,617,391                 | 1,846,017                   | 87.62%                       |
| 621           | COUNTY CLERK PROF LIAB                     | 1,829                     | 3,634                       | 50.33%                       |
| 622           | DISTRICT CLERK PROF LIAB                   | 3,947                     | 3,888                       | OVER 100%                    |
| 651           | EMPLOYEE INSURANCE                         | 47,762,111                | 61,434,652                  | 77.74%                       |
| D62           | DA RESTITUTION COLLECTION FEE              | 69,306                    | 108,600                     | 63.82%                       |
| D87           | DA LAW ENFORCEMENT                         | 1,197,855                 | 2,337,200                   | 51.25%                       |
| S87           | SHERIFF INMATE COMMISSARY FD               | 866,233                   | 962,447                     | 90.00%                       |
| S95           | SHERIFF FORFEITURE FUND-TREASURY           | 402,857                   | 197,024                     | OVER 100%                    |
| S96           | SHERIFF DRUG FORFEITURE-NON DEA            | 26,626                    | 461                         | OVER 100%                    |
| S97           | SHERIFF FORFEITURE FUND-FEDERAL            | 6,058                     | 675                         | OVER 100%                    |
| T03           | RIGHT OF WAY                               | 3,003,923                 | 4,000,000                   | 75.10%                       |
| T04           | PUBLIC HEALTH                              | 7,476,552                 | 10,040,912                  | 74.46%                       |
| T05           | 125 FORFEITURES                            | 289,127                   | 8,398                       | OVER 100%                    |
| T06           | CHILDREN'S HOME FUND                       | 2,982                     | 3,212                       | 92.84%                       |
| T07           | BAIL BOND BOARD                            | 20,750                    | 26,650                      | 77.86%                       |
| T08           | TDRPS - TITLE IVE                          | 102,694                   | 102,882                     | 99.82%                       |
| T10           | JUVENILE PROBATION DISTRICT                | 20,423                    | 28,400                      | 71.91%                       |
| T12           | STOP-SPECIALIZED TREATMENT FOR OFFENDERS   | 659,943                   | 868,696                     | 75.97%                       |
| T14           | SLIAG - PUBLIC HEALTH                      | 4                         | -                           | OVER 100%                    |
| T15           | SLIAG - HUMAN SERVICES                     | 47                        | -                           | OVER 100%                    |
| T19           | FWISD - TRUANCY                            | 73,770                    | 73,774                      | 99.99%                       |
| T20           | HISTORICAL COMMISSION                      | 15                        | 32                          | 46.88%                       |
| T21           | HISTORICAL COMMISSION ARCHIVES             | 1,088                     | 1,174                       | 92.67%                       |
| T23           | CEMETERY FUND                              | 111                       | 230                         | 48.26%                       |
| T30           | DA - JPS CONTRACT                          | 395,628                   | 613,217                     | 64.52%                       |
| T31           | EMERGENCY SERVICES DISTRICT                | 54,914                    | 75,395                      | 72.84%                       |

**TARRANT COUNTY, TEXAS**  
**SPECIAL BUDGETS**  
**FOR THE NINE (9) MONTHS ENDED 6/30/2011**  
**BUDGET VERSUS ACTUAL (BUDGET BASIS) REVENUE**

| <u>FUND #</u> | <u>FUND NAME</u>                      | <u>ACTUAL<br/>REVENUE</u> | <u>BUDGETED<br/>REVENUE</u> | <u>PERCENT<br/>COLLECTED</u> |
|---------------|---------------------------------------|---------------------------|-----------------------------|------------------------------|
| T32           | JPS CORRECTIONAL HEALTH ADMIN         | \$ 137,372                | \$ 188,657                  | 72.82%                       |
| T34           | DIRECT PROGRAM                        | 71                        | -                           | OVER 100%                    |
| T37           | MEDICAL EXAMINER CONFERENCE FUND      | 17,426                    | 15,136                      | OVER 100%                    |
| T44           | SICKLE CELL DISEASE PROJECT           | 14,005                    | 20,818                      | 67.27%                       |
| T52           | MISC DONATIONS-JUVENILE PROBATION     | 7,226                     | 10,131                      | 71.33%                       |
| T56           | MISC DONATIONS-HUMAN SERVICES- TXU    | 198,690                   | 154,832                     | OVER 100%                    |
| T5640         | MISC DONATIONS-HUMAN SERVICES-RELIANT | 27,027                    | 14,500                      | OVER 100%                    |
| T5643         | MISC DONATIONS-HUMAN SERVICES-ONCOR   | 10,012                    | 10,000                      | OVER 100%                    |
| T57           | MISC DONATIONS-CPS                    | 57,363                    | 80,338                      | 71.40%                       |
| T58           | MISC DONATIONS-HEALTH DEPT            | 75                        | 119                         | 63.03%                       |
| T60           | MISC DONATIONS-FAMILY COURT SERVICES  | 7,160                     | 10,000                      | 71.60%                       |
| T61           | MISC DONATIONS-CRCG                   | 73                        | 30,139                      | 0.24%                        |
| T62           | MISC DONATIONS-MEMORIAL               | 55                        | 111                         | 49.55%                       |
| T65           | ATTF RENTAL ASSOC DONATION            | 5                         | -                           | OVER 100%                    |
| T71           | CONTRACT ELECTIONS                    | 2,267,195                 | 3,831,885                   | 59.17%                       |
| T73           | ELECTIONS CHAPTER 19                  | 24,438                    | -                           | OVER 100%                    |

**TARRANT COUNTY, TEXAS  
BUDGET REPORT  
FOR THE NINE (9) MONTHS ENDED 6/30/2011**

|  | <u>CURRENT<br/>MONTH<br/>EXPENDITURES</u> | <u>ENCUMBRANCES<br/>AND<br/>COMMITMENTS</u> | <u>TOTAL<br/>EXPENDITURES<br/>ENCUMBRANCES<br/>&amp; COMMITMENTS</u> | <u>TOTAL<br/>BUDGET</u> | <u>UNEXPENDED<br/>BUDGET</u> | <u>%<br/>BUDGET<br/>USED</u> |
|--|---|---|--|-------------------------|------------------------------|------------------------------|
| <b>RECORDS PRESERVATION &amp; AUTOMATION - FILINGS (211)</b>     |   |   |  |                         |                              |                              |
| Buildings  | 6,738.54                                  | 75,097.04                                   | 84,732.93  | 300,000.00              | 215,267.07                   | 28.24%                       |
| County Clerk   | 109,551.39                                | 177,398.54                                  | 2,112,709.04   | 5,475,736.00            | 3,363,026.96                 | 38.58%                       |
| FUND TOTAL   | <u>\$ 116,289.93</u>                      | <u>\$ 252,495.58</u>                        | <u>\$ 2,197,441.97</u>   | <u>\$ 5,775,736.00</u>  | <u>\$ 3,578,294.03</u>       | <u>38.05%</u>                |
| <b>RECORDS PRESERVATION &amp; AUTOMATION - CONVICTIONS (212)</b> |   |   |  |                         |                              |                              |
| Information Technology   | 34,767.70                                 | 176.19                                      | 308,983.57   | 708,571.00              | 399,587.43                   | 0.44                         |
| District Clerk   | 13,130.84                                 | -   | 119,757.15   | 171,838.00              | 52,080.85                    | 69.69%                       |
| FUND TOTAL   | <u>\$ 47,898.54</u>                       | <u>\$ 176.19</u>                            | <u>\$ 428,740.72</u>   | <u>\$ 880,409.00</u>    | <u>\$ 451,668.28</u>         | <u>48.70%</u>                |
| <b>RECORDS PRESERVATION &amp; RESTORATION (213)</b>              |   |   |  |                         |                              |                              |
| County Clerk   | 67,301.29                                 | 69,160.84                                   | 869,472.87   | 5,234,217.00            | 4,364,744.13                 | 16.61%                       |
| FUND TOTAL   | <u>\$ 67,301.29</u>                       | <u>\$ 69,160.84</u>                         | <u>\$ 869,472.87</u>   | <u>\$ 5,234,217.00</u>  | <u>\$ 4,364,744.13</u>       | <u>16.61%</u>                |
| <b>COURT RECORD PRESERVATION FUND (214)</b>                      |   |   |  |                         |                              |                              |
| District Clerk   | 7,990.69                                  | -   | 66,506.57  | 366,588.00              | 300,081.43                   | 18.14%                       |
| County Clerk   | -   | -   | -  | 223,118.00              | 223,118.00                   | 0.00%                        |
| FUND TOTAL   | <u>\$ 7,990.69</u>                        | <u>\$ -</u>                                 | <u>\$ 66,506.57</u>  | <u>\$ 589,706.00</u>    | <u>\$ 523,199.43</u>         | <u>11.28%</u>                |
| <b>DISTRICT COURT RECORD TECHNOLOGY FUND (215)</b>               |   |   |  |                         |                              |                              |
| District Clerk   | -   | -   | -  | 250,006.00              | 250,006.00                   | 0.00%                        |
| FUND TOTAL   | <u>\$ -</u>                               | <u>\$ -</u>                                 | <u>\$ -</u>  | <u>\$ 250,006.00</u>    | <u>\$ 250,006.00</u>         | <u>0.00%</u>                 |
| <b>COURTHOUSE SECURITY FUND (221)</b>                            |   |   |  |                         |                              |                              |
| Non-Departmental   | 56,158.96                                 | -   | 460,979.58   | 601,423.00              | 140,443.42                   | 76.65%                       |
| FUND TOTAL   | <u>\$ 56,158.96</u>                       | <u>\$ -</u>                                 | <u>\$ 460,979.58</u>   | <u>\$ 601,423.00</u>    | <u>\$ 140,443.42</u>         | <u>76.65%</u>                |
| <b>CONSUMER HEALTH (223)</b>                                     |   |   |  |                         |                              |                              |
| Public Health  | 56,290.09                                 | 10,374.25                                   | 548,766.89   | 1,179,200.00            | 630,433.11                   | 46.54%                       |
| FUND TOTAL   | <u>\$ 56,290.09</u>                       | <u>\$ 10,374.25</u>                         | <u>\$ 548,766.89</u>   | <u>\$ 1,179,200.00</u>  | <u>\$ 630,433.11</u>         | <u>46.54%</u>                |
| <b>JUVENILE DELINQUENCY PREVENTION (224)</b>                     |   |   |  |                         |                              |                              |
| Non-Departmental   | -   | -   | -  | 1,372.00                | 1,372.00                     | 0.00%                        |
| FUND TOTAL   | <u>\$ -</u>                               | <u>\$ -</u>                                 | <u>\$ -</u>  | <u>\$ 1,372.00</u>      | <u>\$ 1,372.00</u>           | <u>0.00%</u>                 |
| <b>ADRS (225)</b>  |   |   |  |                         |                              |                              |
| Non-Departmental   | 33,459.00                                 | -   | 269,826.38   | 846,438.00              | 576,611.62                   | 31.88%                       |
| FUND TOTAL   | <u>\$ 33,459.00</u>                       | <u>\$ -</u>                                 | <u>\$ 269,826.38</u>   | <u>\$ 846,438.00</u>    | <u>\$ 576,611.62</u>         | <u>31.88%</u>                |

**TARRANT COUNTY, TEXAS  
BUDGET REPORT  
FOR THE NINE (9) MONTHS ENDED 6/30/2011**

|  | CURRENT<br>MONTH<br>EXPENDITURES | ENCUMBRANCES<br>AND<br>COMMITMENTS | TOTAL<br>EXPENDITURES<br>ENCUMBRANCES<br>& COMMITMENTS | TOTAL<br>BUDGET        | UNEXPENDED<br>BUDGET | %<br>BUDGET<br>USED |
|--|----------------------------------|------------------------------------|--|------------------------|----------------------|---------------------|
| <b>PROBATE CONTRIBUTIONS FUND (226)</b>                      |                                  |                                    |  |                        |                      |                     |
| Probate Court 1  | 3,414.03                         | -                                  | 64,501.79  | 149,056.00             | 84,554.21            | 43.27%              |
| Probate Court 2  | 5,080.95                         | -                                  | 63,718.85  | 99,795.00              | 36,076.15            | 63.85%              |
| FUND TOTAL   | <u>\$ 8,494.98</u>               | <u>\$ -</u>                        | <u>\$ 128,220.64</u>                                   | <u>\$ 248,851.00</u>   | <u>\$ 120,630.36</u> | <u>51.53%</u>       |
| <b>JUSTICE COURT TECHNOLOGY (227)</b>                        |                                  |                                    |  |                        |                      |                     |
| Information Technology                                       | 295.70                           | -                                  | 7,043.68   | 119,254.00             | 112,210.32           | 5.91%               |
| FUND TOTAL   | <u>\$ 295.70</u>                 | <u>\$ -</u>                        | <u>\$ 7,043.68</u>                                     | <u>\$ 119,254.00</u>   | <u>\$ 112,210.32</u> | <u>5.91%</u>        |
| <b>JUSTICE COURT BLDG SECURITY (228)</b>                     |                                  |                                    |  |                        |                      |                     |
| Non-Departmental   | 705.73                           | -                                  | 5,132.57   | 6,360.00               | 1,227.43             | 80.70%              |
| FUND TOTAL   | <u>\$ 705.73</u>                 | <u>\$ -</u>                        | <u>\$ 5,132.57</u>                                     | <u>\$ 6,360.00</u>     | <u>\$ 1,227.43</u>   | <u>80.70%</u>       |
| <b>CHILD ABUSE PREVENTION (229)</b>                          |                                  |                                    |  |                        |                      |                     |
| Non-Departmental   | -                                | -                                  | -  | 13,879.00              | 13,879.00            | 0.00%               |
| FUND TOTAL   | <u>\$ -</u>                      | <u>\$ -</u>                        | <u>\$ -</u>  | <u>\$ 13,879.00</u>    | <u>\$ 13,879.00</u>  | <u>0.00%</u>        |
| <b>FAMILY PROTECTION (230)</b>                               |                                  |                                    |  |                        |                      |                     |
| Non-Departmental   | -                                | -                                  | -  | 410,581.00             | 410,581.00           | 0.00%               |
| 323RD District Court   | 14,814.09                        | 59,255.91                          | 108,698.18   | 135,000.00             | 26,301.82            | 80.52%              |
| FUND TOTAL   | <u>\$ 14,814.09</u>              | <u>\$ 59,255.91</u>                | <u>\$ 108,698.18</u>                                   | <u>\$ 545,581.00</u>   | <u>\$ 436,882.82</u> | <u>19.92%</u>       |
| <b>GUARDIANSHIP (231)</b>                                    |                                  |                                    |  |                        |                      |                     |
| Non-Departmental   | -                                | -                                  | 90,000.00  | 112,701.00             | 22,701.00            | 79.86%              |
| FUND TOTAL   | <u>\$ -</u>                      | <u>\$ -</u>                        | <u>\$ 90,000.00</u>                                    | <u>\$ 112,701.00</u>   | <u>\$ 22,701.00</u>  | <u>79.86%</u>       |
| <b>DRUG &amp; ALCOHOL COURT (232)</b>                        |                                  |                                    |  |                        |                      |                     |
| 323RD District Court   | -                                | -                                  | -  | 163,103.00             | 163,103.00           | 0.00%               |
| Criminal District Court Support                              | -                                | -                                  | -  | 163,103.00             | 163,103.00           | 0.00%               |
| FUND TOTAL   | <u>\$ -</u>                      | <u>\$ -</u>                        | <u>\$ -</u>  | <u>\$ 326,206.00</u>   | <u>\$ 326,206.00</u> | <u>0.00%</u>        |
| <b>COUNTY &amp; DISTRICT COURT<br/>TECHNOLOGY FUND (233)</b> |                                  |                                    |  |                        |                      |                     |
| Information Technology                                       | -                                | -                                  | 4,692.39   | 25,859.00              | 21,166.61            | 18.15%              |
| District Clerk   | -                                | -                                  | -  | 3,207.00               | 3,207.00             | 0.00%               |
| FUND TOTAL   | <u>\$ -</u>                      | <u>\$ -</u>                        | <u>\$ 4,692.39</u>                                     | <u>\$ 29,066.00</u>    | <u>\$ 24,373.61</u>  | <u>16.14%</u>       |
| <b>LAW LIBRARY (241)</b>                                     |                                  |                                    |  |                        |                      |                     |
| Law Library  | 61,053.85                        | 154,725.09                         | 896,609.57   | 1,639,703.00           | 743,093.43           | 54.68%              |
| Judicial Law Library   | 16,720.71                        | 33,521.14                          | 138,804.95   | 175,000.00             | 36,195.05            | 79.32%              |
| FUND TOTAL   | <u>\$ 77,774.56</u>              | <u>\$ 188,246.23</u>               | <u>\$ 1,035,414.52</u>                                 | <u>\$ 1,814,703.00</u> | <u>\$ 779,288.48</u> | <u>57.06%</u>       |
| <b>EDUCATION FUND (242)</b>                                  |                                  |                                    |  |                        |                      |                     |
| Sheriff  | 4,529.00                         | -                                  | 43,260.35  | 141,889.00             | 98,628.65            | 30.49%              |
| Sheriff - Confinement  | -                                | -                                  | -  | 3,241.00               | 3,241.00             | 0.00%               |
| Constable Precinct 1   | -                                | -                                  | 996.99   | 2,713.00               | 1,716.01             | 36.75%              |
| Constable Precinct 2   | -                                | -                                  | 625.92   | 1,432.00               | 806.08               | 43.71%              |

**TARRANT COUNTY, TEXAS  
BUDGET REPORT  
FOR THE NINE (9) MONTHS ENDED 6/30/2011**

|  | <b>CURRENT<br/>MONTH<br/>EXPENDITURES</b> | <b>ENCUMBRANCES<br/>AND<br/>COMMITMENTS</b> | <b>TOTAL<br/>EXPENDITURES<br/>ENCUMBRANCES<br/>&amp; COMMITMENTS</b> | <b>TOTAL<br/>BUDGET</b> | <b>UNEXPENDED<br/>BUDGET</b> | <b>%<br/>BUDGET<br/>USED</b> |
|--|---|---|--|-------------------------|------------------------------|------------------------------|
| <b>EDUCATION FUND (242) (cont'd)</b>   |   |   |  |                         |                              |                              |
| Constable Precinct 3                   | -   | -   | -  | 2,418.00                | 2,418.00                     | 0.00%                        |
| Constable Precinct 4                   | -   | -   | -  | 11,541.00               | 11,541.00                    | 0.00%                        |
| Constable Precinct 5                   | 295.96                                    | -   | 875.96   | 1,415.00                | 539.04                       | 61.91%                       |
| Constable Precinct 6                   | -   | -   | 300.00   | 2,687.00                | 2,387.00                     | 11.16%                       |
| Constable Precinct 7                   | -   | -   | -  | 2,036.00                | 2,036.00                     | 0.00%                        |
| Constable Precinct 8                   | 108.88                                    | -   | 2,419.20   | 4,744.00                | 2,324.80                     | 50.99%                       |
| Probate Court 1                        | 1,650.89                                  | -   | 6,587.96   | 8,031.00                | 1,443.04                     | 82.03%                       |
| Probate Court 2                        | 995.75                                    | -   | 7,332.42   | 9,179.00                | 1,846.58                     | 79.88%                       |
| District Attorney                      | 92.30                                     | -   | 1,445.55   | 7,794.00                | 6,348.45                     | 18.55%                       |
| <b>FUND TOTAL</b>                      | <b>\$ 7,672.78</b>                        | <b>\$ -</b>                                 | <b>\$ 63,844.35</b>  | <b>\$ 199,120.00</b>    | <b>\$ 135,275.65</b>         | <b>32.06%</b>                |
| <b>APPELLATE JUDICIAL SYSTEM (243)</b> |   |   |  |                         |                              |                              |
| Appeals Court                          | 11,708.08                                 | -   | 141,042.48   | 337,992.00              | 196,949.52                   | 41.73%                       |
| <b>FUND TOTAL</b>                      | <b>\$ 11,708.08</b>                       | <b>\$ -</b>                                 | <b>\$ 141,042.48</b>   | <b>\$ 337,992.00</b>    | <b>\$ 196,949.52</b>         | <b>41.73%</b>                |
| <b>VEHICLE INVENTORY TAX (251)</b>     |   |   |  |                         |                              |                              |
| Tax Assessor / Collector               | 4,223.88                                  | 85,000.00                                   | 147,794.66   | 508,067.00              | 360,272.34                   | 29.09%                       |
| <b>FUND TOTAL</b>                      | <b>\$ 4,223.88</b>                        | <b>\$ 85,000.00</b>                         | <b>\$ 147,794.66</b>   | <b>\$ 508,067.00</b>    | <b>\$ 360,272.34</b>         | <b>29.09%</b>                |
| <b>FY2006 TAX NOTES (436)</b>          |   |   |  |                         |                              |                              |
| County Administrator                   | -   | -   | 9,824.00   | 9,824.00                | -                            | 94.90%                       |
| Non-Departmental                       | -   | -   | 600.00   | 15,054.00               | 14,454.00                    | 3.99%                        |
| Auditor                                | -   | -   | 949.00   | 1,000.00                | 51.00                        | 94.90%                       |
| Purchasing                             | -   | -   | 6,922.00   | 6,949.00                | 27.00                        | 99.61%                       |
| Facilities                             | -   | -   | 27,757.38  | 59,500.00               | 31,742.62                    | 46.65%                       |
| Buildings                              | 216,194.25                                | 282,706.75                                  | 498,921.73   | 514,000.00              | 15,078.27                    | 97.07%                       |
| <b>FUND TOTAL</b>                      | <b>\$ 216,194.25</b>                      | <b>\$ 282,706.75</b>                        | <b>\$ 544,974.11</b>   | <b>\$ 606,327.00</b>    | <b>\$ 61,352.89</b>          | <b>89.88%</b>                |
| <b>NON-DEBT CAPITAL (451)</b>          |   |   |  |                         |                              |                              |
| Non-Departmental                       | -   | -   | 797,818.50   | 3,124,619.00            | 2,326,800.50                 | 25.53%                       |
| Tax Assessor / Collector               | -   | -   | 26,236.83  | 30,597.00               | 4,360.17                     | 85.75%                       |
| Information Technology                 | 643,689.72                                | 554,105.03                                  | 3,570,635.14   | 6,629,045.00            | 3,058,409.86                 | 53.86%                       |
| Human Resources                        | -   | -   | 819.00   | 819.00                  | -                            | 100.00%                      |
| Sheriff                                | 425.70                                    | 10,323.04                                   | 216,429.55   | 224,160.00              | 7,730.45                     | 96.55%                       |
| Sheriff - Confinement                  | 749.97                                    | -   | 107,612.50   | 116,775.00              | 9,162.50                     | 92.15%                       |
| Constable Precinct 2                   | -   | -   | 450.00   | 450.00                  | -                            | 100.00%                      |
| Constable Precinct 3                   | -   | -   | 3,585.00   | 3,585.00                | -                            | 100.00%                      |
| Constable Precinct 4                   | -   | -   | -  | 350.00                  | 350.00                       | 0.00%                        |
| Constable Precinct 5                   | -   | -   | 2,480.00   | 2,480.00                | -                            | 100.00%                      |
| Constable Precinct 7                   | -   | -   | -  | 500.00                  | 500.00                       | 0.00%                        |
| Medical Examiner                       | -   | -   | 33,645.33  | 38,310.00               | 4,664.67                     | 87.82%                       |
| Community Supervision                  | -   | 8,966.60                                    | 8,966.60   | 9,000.00                | 33.40                        | 99.63%                       |
| Juvenile Services                      | 575.00                                    | 82.02                                       | 22,456.83  | 31,634.00               | 9,177.17                     | 70.99%                       |
| Pretrial Services                      | -   | -   | 7,333.00   | 7,333.00                | -                            | 100.00%                      |
| Buildings                              | 386,127.94                                | 6,202,684.82                                | 7,240,100.99   | 27,614,301.00           | 20,374,200.01                | 26.22%                       |
| 17TH District Court                    | -   | -   | -  | 1,500.00                | 1,500.00                     | 0.00%                        |
| Criminal District Court 1              | -   | -   | -  | 900.00                  | 900.00                       | 0.00%                        |
| Criminal District Court 3              | -   | -   | 1,884.00   | 1,884.00                | -                            | 100.00%                      |
| 360TH District Court                   | -   | -   | -  | 500.00                  | 500.00                       | 0.00%                        |
| County Court at Law #1                 | -   | -   | 1,336.90   | 1,352.00                | 15.10                        | 98.88%                       |
| County Court at Law #2                 | -   | -   | -  | 800.00                  | 800.00                       | 0.00%                        |
| County Court at Law #3                 | -   | -   | 1,504.00   | 1,504.00                | -                            | 100.00%                      |
| County Criminal Court #2               | -   | -   | -  | 1,400.00                | 1,400.00                     | 0.00%                        |
| County Criminal Court #5               | -   | -   | -  | 2,400.00                | 2,400.00                     | 0.00%                        |
| County Criminal Court #10              | -   | -   | -  | 1,400.00                | 1,400.00                     | 0.00%                        |
| Probate Court 1                        | -   | -   | 1,695.00   | 1,695.00                | -                            | 100.00%                      |
| Probate Court 2                        | 41.90                                     | -   | 683.19   | 750.00                  | 66.81                        | 91.09%                       |

**TARRANT COUNTY, TEXAS  
BUDGET REPORT  
FOR THE NINE (9) MONTHS ENDED 6/30/2011**

|  | <u>CURRENT<br/>MONTH<br/>EXPENDITURES</u> | <u>ENCUMBRANCES<br/>AND<br/>COMMITMENTS</u> | <u>TOTAL<br/>EXPENDITURES<br/>&amp; COMMITMENTS</u> | <u>TOTAL<br/>BUDGET</u> | <u>UNEXPENDED<br/>BUDGET</u> | <u>%<br/>BUDGET<br/>USED</u> |
|--|---|---|---|-------------------------|------------------------------|------------------------------|
| <b>NON-DEBT CAPITAL (451) (cont'd)</b>         |   |   |   |                         |                              |                              |
| Justice of the Peace Pct. 1                    | -   | -   | -   | 555.00                  | 555.00                       | 0.00%                        |
| Justice of the Peace Pct. 2                    | -   | -   | 5,544.00  | 5,544.00                | -                            | 100.00%                      |
| Justice of the Peace Pct. 4                    | 900.00                                    | -   | 900.00  | 900.00                  | -                            | 100.00%                      |
| District Attorney                              | -   | -   | 36,576.93   | 38,016.00               | 1,439.07                     | 96.21%                       |
| District Clerk                                 | -   | -   | 4,676.00  | 4,750.00                | 74.00                        | 98.44%                       |
| Domestic Relations                             | -   | -   | 6,763.42  | 7,724.00                | 960.58                       | 87.56%                       |
| Courts / Judiciary                             | -   | -   | -   | 33,096.00               | 33,096.00                    | 0.00%                        |
| Human Services                                 | -   | -   | -   | 175.00                  | 175.00                       | 0.00%                        |
| Commissioner Precinct 1                        | -   | 5,953.00                                    | 276,678.00  | 386,317.00              | 109,639.00                   | 71.62%                       |
| Commissioner Precinct 2                        | 5,449.00                                  | 11,659.03                                   | 27,682.04   | 141,743.00              | 114,060.96                   | 19.53%                       |
| Commissioner Precinct 3                        | -   | 3,792.00                                    | 90,939.99   | 532,068.00              | 441,128.01                   | 17.09%                       |
| Commissioner Precinct 4                        | 2,341.97                                  | -   | 160,042.06  | 700,601.00              | 540,558.94                   | 22.84%                       |
| Transportation                                 | 190,962.94                                | 232,492.24                                  | 746,490.32  | 904,278.00              | 157,787.68                   | 82.55%                       |
| <b>FUND TOTAL</b>                              | <b>\$ 1,231,264.14</b>                    | <b>\$ 7,030,057.78</b>                      | <b>\$ 13,401,965.12</b>                             | <b>\$ 40,605,810.00</b> | <b>\$ 27,203,844.88</b>      | <b>33.01%</b>                |
| <b>1998 BOND ELECTION (475)</b>                |   |   |   |                         |                              |                              |
| Non-Departmental Buildings                     | -   | -   | 660.00  | 5,000.00                | 4,340.00                     | 13.20%                       |
|  | -   | 94,062.00                                   | 116,843.00  | 2,537,208.00            | 2,420,365.00                 | 4.61%                        |
| <b>FUND TOTAL</b>                              | <b>\$ -</b>                               | <b>\$ 94,062.00</b>                         | <b>\$ 117,503.00</b>                                | <b>\$ 2,542,208.00</b>  | <b>\$ 2,424,705.00</b>       | <b>4.62%</b>                 |
| <b>2006 BOND ELECTION (476)</b>                |   |   |   |                         |                              |                              |
| Non-Departmental Buildings                     | -   | -   | 1,812.00  | 7,383,009.00            | 7,381,197.00                 | 0.02%                        |
|  | 116,744.31                                | 787,276.79                                  | 1,462,510.85  | 76,075,436.00           | 74,612,925.15                | 1.92%                        |
| <b>FUND TOTAL</b>                              | <b>\$ 116,744.31</b>                      | <b>\$ 787,276.79</b>                        | <b>\$ 1,464,322.85</b>                              | <b>\$ 83,458,445.00</b> | <b>\$ 81,994,122.15</b>      | <b>1.75%</b>                 |
| <b>2006 BOND ELECTION-TRANSPORTATION (477)</b> |   |   |   |                         |                              |                              |
| Non-Departmental Right of Way                  | -   | -   | 1,188.00  | 2,592,513.00            | 2,591,325.00                 | 0.05%                        |
| Transportation                                 | 190,403.07                                | 166,333.00                                  | 501,740.59  | 3,628,892.00            | 3,127,151.41                 | 13.83%                       |
|  | 623,526.10                                | 18,869,636.98                               | 23,765,873.00                                       | 62,415,462.00           | 38,649,589.00                | 38.08%                       |
| <b>FUND TOTAL</b>                              | <b>\$ 813,929.17</b>                      | <b>\$ 19,035,969.98</b>                     | <b>\$ 24,268,801.59</b>                             | <b>\$ 68,636,867.00</b> | <b>\$ 44,368,065.41</b>      | <b>35.36%</b>                |
| <b>RESOURCE CONNECTION (511)</b>               |   |   |   |                         |                              |                              |
| Non-Departmental Resource Connection           | -   | -   | 300,000.00  | 791,910.00              | 491,910.00                   | 37.88%                       |
|  | 203,515.05                                | 138,793.94                                  | 1,875,774.83  | 2,868,902.00            | 993,127.17                   | 65.38%                       |
| <b>FUND TOTAL</b>                              | <b>\$ 203,515.05</b>                      | <b>\$ 138,793.94</b>                        | <b>\$ 2,175,774.83</b>                              | <b>\$ 3,660,812.00</b>  | <b>\$ 1,485,037.17</b>       | <b>59.43%</b>                |
| <b>OIL &amp; GAS ROYALTY (512)</b>             |   |   |   |                         |                              |                              |
| Non-Departmental Resource Connection           | -   | -   | -   | 33,909.00               | 33,909.00                    | 0.00%                        |
|  | 175,505.74                                | 21,859.66                                   | 574,653.07  | 1,734,688.00            | 1,160,034.93                 | 33.13%                       |
| <b>FUND TOTAL</b>                              | <b>\$ 175,505.74</b>                      | <b>\$ 21,859.66</b>                         | <b>\$ 574,653.07</b>                                | <b>\$ 1,768,597.00</b>  | <b>\$ 1,193,943.93</b>       | <b>32.49%</b>                |
| <b>SELF INSURANCE (615)</b>                    |   |   |   |                         |                              |                              |
| Self Insurance                                 | 21,057.62                                 | 14,510.58                                   | 101,005.47  | 432,998.00              | 331,992.53                   | 23.33%                       |
| <b>FUND TOTAL</b>                              | <b>\$ 21,057.62</b>                       | <b>\$ 14,510.58</b>                         | <b>\$ 101,005.47</b>                                | <b>\$ 432,998.00</b>    | <b>\$ 331,992.53</b>         | <b>23.33%</b>                |
| <b>SELF INSURANCE RESERVE (616)</b>            |   |   |   |                         |                              |                              |
| Self Insurance                                 | 21,004.25                                 | 52,008.50                                   | 82,346.63   | 3,089,902.00            | 3,007,555.37                 | 2.67%                        |
| <b>FUND TOTAL</b>                              | <b>\$ 21,004.25</b>                       | <b>\$ 52,008.50</b>                         | <b>\$ 82,346.63</b>                                 | <b>\$ 3,089,902.00</b>  | <b>\$ 3,007,555.37</b>       | <b>2.67%</b>                 |

**TARRANT COUNTY, TEXAS  
BUDGET REPORT  
FOR THE NINE (9) MONTHS ENDED 6/30/2011**

|  | <u>CURRENT<br/>MONTH<br/>EXPENDITURES</u> | <u>ENCUMBRANCES<br/>AND<br/>COMMITMENTS</u> | <u>TOTAL<br/>EXPENDITURES<br/>ENCUMBRANCES<br/>&amp; COMMITMENTS</u> | <u>TOTAL<br/>BUDGET</u>     | <u>UNEXPENDED<br/>BUDGET</u> | <u>%<br/>BUDGET<br/>USED</u> |
|--|---|---|--|-----------------------------|------------------------------|------------------------------|
| <b>WORKERS COMPENSATION (619)</b>                      |   |   |  |                             |                              |                              |
| Self Insurance   | 356,920.38                                | -   | 2,337,283.30   | 6,140,352.00                | 3,803,068.70                 | 38.06%                       |
| FUND TOTAL   | <u>\$ 356,920.38</u>                      | <u>\$ -</u>                                 | <u>\$ 2,337,283.30</u>   | <u>\$ 6,140,352.00</u>      | <u>\$ 3,803,068.70</u>       | <u>38.06%</u>                |
| <b>COUNTY CLERK<br/>PROFESSIONAL LIABILITY (621)</b>   |   |   |  |                             |                              |                              |
| County Clerk   | -   | -   | -  | 673,745.00                  | 673,745.00                   | 0.00%                        |
| FUND TOTAL   | <u>\$ -</u>                               | <u>\$ -</u>                                 | <u>\$ -</u>  | <u>\$ 673,745.00</u>        | <u>\$ 673,745.00</u>         | <u>0.00%</u>                 |
| <b>DISTRICT CLERK<br/>PROFESSIONAL LIABILITY (622)</b> |   |   |  |                             |                              |                              |
| District Clerk   | (9.50)                                    | -   | 1,109.00   | 671,881.00                  | 670,772.00                   | 0.17%                        |
| FUND TOTAL   | <u>\$ (9.50)</u>                          | <u>\$ -</u>                                 | <u>\$ 1,109.00</u>   | <u>\$ 671,881.00</u>        | <u>\$ 670,772.00</u>         | <u>0.17%</u>                 |
| <b>EMPLOYEE INSURANCE (651)</b>                        |   |   |  |                             |                              |                              |
| Non-Departmental<br>Self Insurance                     | 34,792.00<br>5,914,989.24                 | 104,376.00<br>-                             | 413,205.95<br>49,629,914.04  | 450,000.00<br>69,313,665.00 | 36,794.05<br>19,683,750.96   | 91.82%<br>71.60%             |
| FUND TOTAL   | <u>\$ 5,949,781.24</u>                    | <u>\$ 104,376.00</u>                        | <u>\$ 50,043,119.99</u>  | <u>\$ 69,763,665.00</u>     | <u>\$ 19,720,545.01</u>      | <u>71.73%</u>                |
| <b>DA RESTITUTION COLLECTION FEE (D62)</b>             |   |   |  |                             |                              |                              |
| District Attorney                                      | 7,227.82                                  | -   | 69,306.43  | 108,760.00                  | 39,453.57                    | 63.72%                       |
| FUND TOTAL   | <u>\$ 7,227.82</u>                        | <u>\$ -</u>                                 | <u>\$ 69,306.43</u>  | <u>\$ 108,760.00</u>        | <u>\$ 39,453.57</u>          | <u>63.72%</u>                |
| <b>DA LAW ENFORCEMENT (D87)</b>                        |   |   |  |                             |                              |                              |
| District Attorney                                      | 162,548.03                                | 36,414.02                                   | 1,629,009.88   | 2,337,200.00                | 708,190.12                   | 69.70%                       |
| FUND TOTAL   | <u>\$ 162,548.03</u>                      | <u>\$ 36,414.02</u>                         | <u>\$ 1,629,009.88</u>   | <u>\$ 2,337,200.00</u>      | <u>\$ 708,190.12</u>         | <u>69.70%</u>                |
| <b>SHERIFFS INMATE COMMISSARY (S87)</b>                |   |   |  |                             |                              |                              |
| Sheriff - Confinement                                  | 71,970.58                                 | 19,229.90                                   | 682,278.78   | 1,450,054.00                | 767,775.22                   | 47.05%                       |
| FUND TOTAL   | <u>\$ 71,970.58</u>                       | <u>\$ 19,229.90</u>                         | <u>\$ 682,278.78</u>   | <u>\$ 1,450,054.00</u>      | <u>\$ 767,775.22</u>         | <u>47.05%</u>                |
| <b>SHERIFF FEDERAL FORFEITURE-TREASURY (S95)</b>       |   |   |  |                             |                              |                              |
| Sheriff  | 510.40                                    | 3,256.25                                    | 36,586.56  | 309,122.00                  | 272,535.44                   | 11.84%                       |
| FUND TOTAL   | <u>\$ 510.40</u>                          | <u>\$ 3,256.25</u>                          | <u>\$ 36,586.56</u>  | <u>\$ 309,122.00</u>        | <u>\$ 272,535.44</u>         | <u>11.84%</u>                |
| <b>SHERIFF FEDERAL FORFEITURE-NON DEA (S96)</b>        |   |   |  |                             |                              |                              |
| Sheriff  | -   | -   | -  | 104,925.00                  | 104,925.00                   | 0.00%                        |
| FUND TOTAL   | <u>\$ -</u>                               | <u>\$ -</u>                                 | <u>\$ -</u>  | <u>\$ 104,925.00</u>        | <u>\$ 104,925.00</u>         | <u>0.00%</u>                 |
| <b>SHERIFF FEDERAL FORFEITURE-JUSTICE (S97)</b>        |   |   |  |                             |                              |                              |
| Sheriff  | 23,028.51                                 | 2,427.02                                    | 115,899.52   | 175,163.00                  | 59,263.48                    | 66.17%                       |
| FUND TOTAL   | <u>\$ 23,028.51</u>                       | <u>\$ 2,427.02</u>                          | <u>\$ 115,899.52</u>   | <u>\$ 175,163.00</u>        | <u>\$ 59,263.48</u>          | <u>66.17%</u>                |
| <b>RIGHT OF WAY (T03)</b>                              |   |   |  |                             |                              |                              |
| Right of Way   | -   | -   | -  | 4,000,000.00                | 4,000,000.00                 | 0.00%                        |
| FUND TOTAL   | <u>\$ -</u>                               | <u>\$ -</u>                                 | <u>\$ -</u>  | <u>\$ 4,000,000.00</u>      | <u>\$ 4,000,000.00</u>       | <u>0.00%</u>                 |

**TARRANT COUNTY, TEXAS  
BUDGET REPORT  
FOR THE NINE (9) MONTHS ENDED 6/30/2011**

|   | <u>CURRENT<br/>MONTH<br/>EXPENDITURES</u> | <u>ENCUMBRANCES<br/>AND<br/>COMMITMENTS</u> | <u>TOTAL<br/>EXPENDITURES<br/>ENCUMBRANCES<br/>&amp; COMMITMENTS</u> | <u>TOTAL<br/>BUDGET</u>        | <u>UNEXPENDED<br/>BUDGET</u>  | <u>%<br/>BUDGET<br/>USED</u> |
|---|---|---|--|--------------------------------|-------------------------------|------------------------------|
| <b>PUBLIC HEALTH (T04)</b>                            |   |   |  |                                |                               |                              |
| Buildings   | 14,563.23                                 | 13,936.50                                   | 127,138.37   | 245,351.00                     | 118,212.63                    | 51.82%                       |
| Public Health   | 738,902.38                                | 210,387.08                                  | 6,935,197.10   | 10,146,598.00                  | 3,211,400.90                  | 68.35%                       |
| <b>T0410-2011 Public Health - Cash Match</b>          |   |   |  |                                |                               |                              |
| Public Health   | 28,370.91                                 | 84,791.16                                   | 164,124.88   | 305,000.00                     | 140,875.12                    | 53.81%                       |
| <b>T0420-2011 Public Health - Op Sub</b>              |   |   |  |                                |                               |                              |
| Public Health   | 4,760.08                                  | -   | 572,478.99   | 1,259,783.00                   | 687,304.01                    | 45.44%                       |
| <b>FUND TOTAL</b>                                     | <b><u>\$ 786,596.60</u></b>               | <b><u>\$ 309,114.74</u></b>                 | <b><u>\$ 7,798,939.34</u></b>  | <b><u>\$ 11,956,732.00</u></b> | <b><u>\$ 4,157,792.66</u></b> | <b><u>65.23%</u></b>         |
| <b>SECTION 125 FORFEITURES (T05)</b>                  |   |   |  |                                |                               |                              |
| Self Insurance  | 22,206.56                                 | 35,737.87                                   | 241,637.86   | 1,518,238.00                   | 1,276,600.14                  | 15.92%                       |
| <b>FUND TOTAL</b>                                     | <b><u>\$ 22,206.56</u></b>                | <b><u>\$ 35,737.87</u></b>                  | <b><u>\$ 241,637.86</u></b>  | <b><u>\$ 1,518,238.00</u></b>  | <b><u>\$ 1,276,600.14</u></b> | <b><u>15.92%</u></b>         |
| <b>CHILDREN'S HOME FUND (T06)</b>                     |   |   |  |                                |                               |                              |
| Juvenile Services                                     | -   | -   | -  | 43,844.00                      | 43,844.00                     | 0.00%                        |
| <b>FUND TOTAL</b>                                     | <b><u>\$ -</u></b>                        | <b><u>\$ -</u></b>                          | <b><u>\$ -</u></b>   | <b><u>\$ 43,844.00</u></b>     | <b><u>\$ 43,844.00</u></b>    | <b><u>0.00%</u></b>          |
| <b>BAIL BOND BOARD (T07)</b>                          |   |   |  |                                |                               |                              |
| Non-Departmental                                      | -   | -   | 5,490.00   | 27,650.00                      | 22,160.00                     | 19.86%                       |
| <b>FUND TOTAL</b>                                     | <b><u>\$ -</u></b>                        | <b><u>\$ -</u></b>                          | <b><u>\$ 5,490.00</u></b>  | <b><u>\$ 27,650.00</u></b>     | <b><u>\$ 22,160.00</u></b>    | <b><u>19.86%</u></b>         |
| <b>TDRPS - TITLE IVE (T08)</b>                        |   |   |  |                                |                               |                              |
| Child Protective Services                             | 1,155.81                                  | 11,361.35                                   | 68,094.87  | 533,887.00                     | 465,792.13                    | 12.75%                       |
| <b>FUND TOTAL</b>                                     | <b><u>\$ 1,155.81</u></b>                 | <b><u>\$ 11,361.35</u></b>                  | <b><u>\$ 68,094.87</u></b>   | <b><u>\$ 533,887.00</u></b>    | <b><u>\$ 465,792.13</u></b>   | <b><u>12.75%</u></b>         |
| <b>JUVENILE PROBATION DISTRICT (T10)</b>              |   |   |  |                                |                               |                              |
| Juvenile Services                                     | 2,061.14                                  | 803.23                                      | 21,234.40  | 230,558.00                     | 209,323.60                    | 9.21%                        |
| <b>FUND TOTAL</b>                                     | <b><u>\$ 2,061.14</u></b>                 | <b><u>\$ 803.23</u></b>                     | <b><u>\$ 21,234.40</u></b>   | <b><u>\$ 230,558.00</u></b>    | <b><u>\$ 209,323.60</u></b>   | <b><u>9.21%</u></b>          |
| <b>STOP-SPECIALIZED TREATMENT-<br/>OFFENDER (T12)</b> |   |   |  |                                |                               |                              |
| Juvenile Services                                     | 69,684.73                                 | 4,271.11                                    | 647,698.02   | 868,696.00                     | 220,997.98                    | 74.56%                       |
| <b>FUND TOTAL</b>                                     | <b><u>\$ 69,684.73</u></b>                | <b><u>\$ 4,271.11</u></b>                   | <b><u>\$ 647,698.02</u></b>  | <b><u>\$ 868,696.00</u></b>    | <b><u>\$ 220,997.98</u></b>   | <b><u>74.56%</u></b>         |
| <b>SLIAG - PUBLIC HEALTH (T14)</b>                    |   |   |  |                                |                               |                              |
| Public Health   | 546.10                                    | -   | 546.10   | 1,405.00                       | 858.90                        | 38.87%                       |
| <b>FUND TOTAL</b>                                     | <b><u>\$ 546.10</u></b>                   | <b><u>\$ -</u></b>                          | <b><u>\$ 546.10</u></b>  | <b><u>\$ 1,405.00</u></b>      | <b><u>\$ 858.90</u></b>       | <b><u>38.87%</u></b>         |
| <b>SLIAG - HUMAN SERVICE (T15)</b>                    |   |   |  |                                |                               |                              |
| Human Services  | 2,754.80                                  | -   | 2,754.80   | 16,909.00                      | 14,154.20                     | 16.29%                       |
| <b>FUND TOTAL</b>                                     | <b><u>\$ 2,754.80</u></b>                 | <b><u>\$ -</u></b>                          | <b><u>\$ 2,754.80</u></b>  | <b><u>\$ 16,909.00</u></b>     | <b><u>\$ 14,154.20</u></b>    | <b><u>16.29%</u></b>         |



**TARRANT COUNTY, TEXAS  
BUDGET REPORT  
FOR THE NINE (9) MONTHS ENDED 6/30/2011**

|   | <u>CURRENT<br/>MONTH<br/>EXPENDITURES</u> | <u>ENCUMBRANCES<br/>AND<br/>COMMITMENTS</u> | <u>TOTAL<br/>EXPENDITURES<br/>ENCUMBRANCES<br/>&amp; COMMITMENTS</u> | <u>TOTAL<br/>BUDGET</u> | <u>UNEXPENDED<br/>BUDGET</u> | <u>%<br/>BUDGET<br/>USED</u> |
|---|---|---|--|-------------------------|------------------------------|------------------------------|
| <b>FWISD - TRUANCY (T19)</b>                                  |   |   |  |                         |                              |                              |
| District Attorney   | 447.50                                    | -   | 81,414.40  | 84,954.00               | 3,539.60                     | 95.83%                       |
| FUND TOTAL  | <u>\$ 447.50</u>                          | <u>\$ -</u>                                 | <u>\$ 81,414.40</u>  | <u>\$ 84,954.00</u>     | <u>\$ 3,539.60</u>           | <u>95.83%</u>                |
| <b>HISTORICAL COMMISSION (T20)</b>                            |   |   |  |                         |                              |                              |
| Historical Commission   | -   | -   | -  | 5,682.00                | 5,682.00                     | 0.00%                        |
| FUND TOTAL  | <u>\$ -</u>                               | <u>\$ -</u>                                 | <u>\$ -</u>  | <u>\$ 5,682.00</u>      | <u>\$ 5,682.00</u>           | <u>0.00%</u>                 |
| <b>HISTORICAL COMMISSION ARCHIVES (T21)</b>                   |   |   |  |                         |                              |                              |
| Historical Commission   | -   | -   | 0.24   | 32,891.00               | 32,890.76                    | 0.00%                        |
| FUND TOTAL  | <u>\$ -</u>                               | <u>\$ -</u>                                 | <u>\$ 0.24</u>   | <u>\$ 32,891.00</u>     | <u>\$ 32,890.76</u>          | <u>0.00%</u>                 |
| <b>CEMETERY FUND (T23)</b>                                    |   |   |  |                         |                              |                              |
| Historical Commission   | -   | -   | 800.00   | 27,562.00               | 26,762.00                    | 2.90%                        |
| FUND TOTAL  | <u>\$ -</u>                               | <u>\$ -</u>                                 | <u>\$ 800.00</u>   | <u>\$ 27,562.00</u>     | <u>\$ 26,762.00</u>          | <u>2.90%</u>                 |
| <b>DA JPS CONTRACT (T30)</b>                                  |   |   |  |                         |                              |                              |
| District Attorney   | 42,720.58                                 | 419.89                                      | 435,354.11   | 620,029.00              | 184,674.89                   | 70.22%                       |
| FUND TOTAL  | <u>\$ 42,720.58</u>                       | <u>\$ 419.89</u>                            | <u>\$ 435,354.11</u>   | <u>\$ 620,029.00</u>    | <u>\$ 184,674.89</u>         | <u>70.22%</u>                |
| <b>EMERGENCY SERVICES DISTRICT (T31)</b>                      |   |   |  |                         |                              |                              |
| Fire Marshal  | 5,979.85                                  | -   | 54,913.51  | 75,395.00               | 20,481.49                    | 72.83%                       |
| FUND TOTAL  | <u>\$ 5,979.85</u>                        | <u>\$ -</u>                                 | <u>\$ 54,913.51</u>  | <u>\$ 75,395.00</u>     | <u>\$ 20,481.49</u>          | <u>72.83%</u>                |
| <b>JPS CORRECTIONAL HEALTH ADMIN (T32)</b>                    |   |   |  |                         |                              |                              |
| County Administrator  | 15,665.96                                 | -   | 137,371.88   | 188,657.00              | 51,285.12                    | 72.82%                       |
| FUND TOTAL  | <u>\$ 15,665.96</u>                       | <u>\$ -</u>                                 | <u>\$ 137,371.88</u>   | <u>\$ 188,657.00</u>    | <u>\$ 51,285.12</u>          | <u>72.82%</u>                |
| <b>DIRECT PROGRAM (T34)</b>                                   |   |   |  |                         |                              |                              |
| Criminal District Court Support                               | -   | -   | 20.00  | 26,120.00               | 26,100.00                    | 0.08%                        |
| FUND TOTAL  | <u>\$ -</u>                               | <u>\$ -</u>                                 | <u>\$ 20.00</u>  | <u>\$ 26,120.00</u>     | <u>\$ 26,100.00</u>          | <u>0.08%</u>                 |
| <b>MEDICAL EXAMINER CONFERENCE (T37)</b>                      |   |   |  |                         |                              |                              |
| Medical Examiner  | -   | 65.98                                       | 14,513.77  | 26,039.00               | 11,525.23                    | 55.74%                       |
| FUND TOTAL  | <u>\$ -</u>                               | <u>\$ 65.98</u>                             | <u>\$ 14,513.77</u>  | <u>\$ 26,039.00</u>     | <u>\$ 11,525.23</u>          | <u>55.74%</u>                |
| <b>SICKLE CELL DISEASE PROJECT (T44)</b>                      |   |   |  |                         |                              |                              |
| Public Health   | 1,449.53                                  | -   | 13,637.05  | 24,818.00               | 11,180.95                    | 54.95%                       |
| FUND TOTAL  | <u>\$ 1,449.53</u>                        | <u>\$ -</u>                                 | <u>\$ 13,637.05</u>  | <u>\$ 24,818.00</u>     | <u>\$ 11,180.95</u>          | <u>54.95%</u>                |
| <b>MISCELLANEOUS DONATIONS -<br/>JUVENILE PROBATION (T52)</b> |   |   |  |                         |                              |                              |
| Juvenile Services   | 129.18                                    | 204.00                                      | 2,286.85   | 36,583.00               | 34,296.15                    | 6.25%                        |
| FUND TOTAL  | <u>\$ 129.18</u>                          | <u>\$ 204.00</u>                            | <u>\$ 2,286.85</u>   | <u>\$ 36,583.00</u>     | <u>\$ 34,296.15</u>          | <u>6.25%</u>                 |

**TARRANT COUNTY, TEXAS  
BUDGET REPORT  
FOR THE NINE (9) MONTHS ENDED 6/30/2011**

|   | <u>CURRENT<br/>MONTH<br/>EXPENDITURES</u> | <u>ENCUMBRANCES<br/>AND<br/>COMMITMENTS</u> | <u>TOTAL<br/>EXPENDITURES<br/>ENCUMBRANCES<br/>&amp; COMMITMENTS</u> | <u>TOTAL<br/>BUDGET</u> | <u>UNEXPENDED<br/>BUDGET</u> | <u>%<br/>BUDGET<br/>USED</u> |
|---|---|---|--|-------------------------|------------------------------|------------------------------|
| <b>MISCELLANEOUS DONATIONS -<br/>HUMAN SERVICES-TXU (T56)</b> |   |   |  |                         |                              |                              |
| Human Services  | 10,865.96                                 | -   | 176,906.36   | 249,431.00              | 72,524.64                    | 70.92%                       |
| FUND TOTAL  | <u>\$ 10,865.96</u>                       | <u>\$ -</u>                                 | <u>\$ 176,906.36</u>   | <u>\$ 249,431.00</u>    | <u>\$ 72,524.64</u>          | <u>70.92%</u>                |

|   |                    |             |                     |                     |                    |               |
|---|--------------------|-------------|---------------------|---------------------|--------------------|---------------|
| <b>MISCELLANEOUS DONATIONS -<br/>HUMAN SERVICES-RELIANT (T5640)</b> |                    |             |                     |                     |                    |               |
| Human Services  | 6,391.88           | -           | 26,256.22           | 32,345.00           | 6,088.78           | 81.18%        |
| FUND TOTAL  | <u>\$ 6,391.88</u> | <u>\$ -</u> | <u>\$ 26,256.22</u> | <u>\$ 32,345.00</u> | <u>\$ 6,088.78</u> | <u>81.18%</u> |

|  |             |             |                     |                     |             |                |
|--|-------------|-------------|---------------------|---------------------|-------------|----------------|
| <b>MISCELLANEOUS DONATIONS -<br/>HUMAN SERVICES-FIRST CHOICE (T5641)</b> |             |             |                     |                     |             |                |
| Human Services   | -           | -           | 13,562.00           | 13,562.00           | -           | 100.00%        |
| FUND TOTAL   | <u>\$ -</u> | <u>\$ -</u> | <u>\$ 13,562.00</u> | <u>\$ 13,562.00</u> | <u>\$ -</u> | <u>100.00%</u> |

|  |             |             |                    |                    |             |                |
|--|-------------|-------------|--------------------|--------------------|-------------|----------------|
| <b>MISCELLANEOUS DONATIONS -<br/>HUMAN SERVICES-STREAM (T5644)</b> |             |             |                    |                    |             |                |
| Human Services   | -           | -           | 1,056.00           | 1,056.00           | -           | 100.00%        |
| FUND TOTAL   | <u>\$ -</u> | <u>\$ -</u> | <u>\$ 1,056.00</u> | <u>\$ 1,056.00</u> | <u>\$ -</u> | <u>100.00%</u> |

|  |                     |                |                     |                      |                     |               |
|--|---------------------|----------------|---------------------|----------------------|---------------------|---------------|
| <b>MISCELLANEOUS DONATIONS - CPS (T57)</b> |                     |                |                     |                      |                     |               |
| Child Protective Services                  | 17,688.34           | 0.76           | 66,713.96           | 141,265.00           | 74,551.04           | 47.23%        |
| FUND TOTAL                                 | <u>\$ 17,688.34</u> | <u>\$ 0.76</u> | <u>\$ 66,713.96</u> | <u>\$ 141,265.00</u> | <u>\$ 74,551.04</u> | <u>47.23%</u> |

|  |             |             |                  |                     |                     |              |
|--|-------------|-------------|------------------|---------------------|---------------------|--------------|
| <b>MISCELLANEOUS DONATIONS -<br/>HEALTH DEPT (T58)</b> |             |             |                  |                     |                     |              |
| Public Health  | -           | -           | 276.75           | 27,119.00           | 26,842.25           | 1.02%        |
| FUND TOTAL   | <u>\$ -</u> | <u>\$ -</u> | <u>\$ 276.75</u> | <u>\$ 27,119.00</u> | <u>\$ 26,842.25</u> | <u>1.02%</u> |

|  |             |             |             |                     |                     |              |
|--|-------------|-------------|-------------|---------------------|---------------------|--------------|
| <b>MISCELLANEOUS DONATIONS -<br/>FAMILY COURT SERVICES (T60)</b> |             |             |             |                     |                     |              |
| Domestic Relations   | -           | -           | -           | 10,000.00           | 10,000.00           | 0.00%        |
| FUND TOTAL   | <u>\$ -</u> | <u>\$ -</u> | <u>\$ -</u> | <u>\$ 10,000.00</u> | <u>\$ 10,000.00</u> | <u>0.00%</u> |

|   |                  |             |                    |                     |                     |               |
|---|------------------|-------------|--------------------|---------------------|---------------------|---------------|
| <b>MISCELLANEOUS DONATIONS - CRCG (T61)</b> |                  |             |                    |                     |                     |               |
| Public Assistance                           | 888.54           | -           | 9,215.58           | 61,331.00           | 52,115.42           | 15.03%        |
| FUND TOTAL                                  | <u>\$ 888.54</u> | <u>\$ -</u> | <u>\$ 9,215.58</u> | <u>\$ 61,331.00</u> | <u>\$ 52,115.42</u> | <u>15.03%</u> |

|   |             |             |             |                     |                     |              |
|---|-------------|-------------|-------------|---------------------|---------------------|--------------|
| <b>MISCELLANEOUS DONATIONS -<br/>MEMORIAL (T62)</b> |             |             |             |                     |                     |              |
| Peace Officers Memorial                             | -           | -           | -           | 20,274.00           | 20,274.00           | 0.00%        |
| FUND TOTAL  | <u>\$ -</u> | <u>\$ -</u> | <u>\$ -</u> | <u>\$ 20,274.00</u> | <u>\$ 20,274.00</u> | <u>0.00%</u> |

**TARRANT COUNTY, TEXAS  
BUDGET REPORT  
FOR THE NINE (9) MONTHS ENDED 6/30/2011**

|   | <u>CURRENT<br/>MONTH<br/>EXPENDITURES</u> | <u>ENCUMBRANCES<br/>AND<br/>COMMITMENTS</u> | <u>TOTAL<br/>EXPENDITURES<br/>ENCUMBRANCES<br/>&amp; COMMITMENTS</u> | <u>TOTAL<br/>BUDGET</u> | <u>UNEXPENDED<br/>BUDGET</u> | <u>%<br/>BUDGET<br/>USED</u> |
|---|---|---|--|-------------------------|------------------------------|------------------------------|
| <b>ATTF RENTAL ASSOC DONATION (T65)</b> |   |   |  |                         |                              |                              |
| Sheriff                                 | 2.83                                      | -   | 67.40  | 1,886.00                | 1,818.60                     | 3.57%                        |
| FUND TOTAL                              | <u>\$ 2.83</u>                            | <u>\$ -</u>                                 | <u>\$ 67.40</u>  | <u>\$ 1,886.00</u>      | <u>\$ 1,818.60</u>           | <u>3.57%</u>                 |
| <b>CONTRACT ELECTIONS (T71)</b>         |   |   |  |                         |                              |                              |
| Elections Administration                | 653,180.28                                | 113,528.37                                  | 2,451,922.13   | 3,931,885.00            | 1,479,962.87                 | 62.36%                       |
| FUND TOTAL                              | <u>\$ 653,180.28</u>                      | <u>\$ 113,528.37</u>                        | <u>\$ 2,451,922.13</u>   | <u>\$ 3,931,885.00</u>  | <u>\$ 1,479,962.87</u>       | <u>62.36%</u>                |
| <b>ELECTIONS CHAPTER 19 (T73)</b>       |   |   |  |                         |                              |                              |
| Elections Administration                | 1,000.00                                  | -   | 25,438.08  | 409,164.00              | 383,725.92                   | 6.22%                        |
| FUND TOTAL                              | <u>\$ 1,000.00</u>                        | <u>\$ -</u>                                 | <u>\$ 25,438.08</u>  | <u>\$ 409,164.00</u>    | <u>\$ 383,725.92</u>         | <u>6.22%</u>                 |



**TARRANT COUNTY**  
**FEE OFFICE ACCOUNTS**



**TARRANT COUNTY, TEXAS**  
**FEE OFFICE ACCOUNTS**  
**COMBINED SCHEDULE OF CASH RECEIPTS AND DISBURSEMENTS**  
**FOR THE NINE (9) MONTHS ENDED 6/30/2011**

| <u>COMBINED (1)</u> |   | <u>TAX<br/>ASSESSOR /<br/>COLLECTOR</u> | <u>DISTRICT<br/>CLERK</u> | <u>COUNTY<br/>CLERK</u> |
|---------------------|---|---|---------------------------|-------------------------|
|                     | <b>CASH RECEIPTS</b>                                    |   |                           |                         |
|                     | GENERAL:  |   |                           |                         |
| \$351,700,952       | County Fees   | \$325,807,463                           | \$6,873,325               | \$12,284,388            |
| 213,645,334         | State Fees  | 209,645,282                             | 1,869,216                 | 1,657,426               |
| 2,426,459,878       | Other   | 2,423,570,966                           | 536,213                   | 2,352,699               |
| 80,110,876          | TRUST   | 0                                       | 8,563,922                 | 54,312,098              |
| 3,071,917,040       | <b>TOTAL CASH RECEIPTS</b>                              | 2,959,023,711                           | 17,842,676                | 70,606,611              |
|                     | <b>CASH DISBURSEMENTS</b>                               |   |                           |                         |
|                     | GENERAL:  |   |                           |                         |
| 350,606,126         | County Fees   | 324,971,142                             | 6,872,115                 | 12,026,740              |
| 211,699,644         | State Fees  | 207,254,541                             | 1,939,835                 | 2,040,418               |
| 2,422,699,519       | Other   | 2,420,070,154                           | 353,305                   | 2,276,060               |
| 55,419,549          | TRUST   | 0                                       | 7,887,747                 | 30,254,831              |
| 3,040,424,838       | <b>TOTAL CASH DISBURSEMENTS</b>                         | 2,952,295,837                           | 17,053,002                | 46,598,049              |
| 31,492,202          | <b>EXCESS (DEFICIT) RECEIPTS OVER<br/>DISBURSEMENTS</b> | 6,727,874                               | 789,674                   | 24,008,562              |
|                     | <b>CASH AND INVESTMENTS:</b>                            |   |                           |                         |
| 68,933,550          | BEGINNING   | 21,938,259                              | 19,445,716                | 22,195,001              |
| 0                   | INVESTMENT ACTIVITY*                                    | 0                                       | 0                         | 0                       |
| \$100,425,752       | ENDING  | \$28,666,133                            | \$20,235,390              | \$46,203,563            |
|                     | <b><u>FEE OFFICE AGENCY FUND</u></b>                    |   |                           |                         |
| \$31,596,221        | CASH AND INVESTMENTS                                    |   |                           |                         |
| 68,829,531          | RESTRICTED ASSETS                                       |   |                           |                         |
| \$100,425,752       | <b>TOTAL</b>  |   |                           |                         |

NOTE: Inter-office eliminations not made. Cash receipts and disbursements in one office may also be included in another office.

\* Investment activity for the Tax Assessor/Collector has been recorded thru June 30, 2011. The Tax Assessor/Collector receipts and disbursements activity are reported for the eight months ended May 31, 2011.

(1) Activity reported represents eight months ended May 31, 2011 for all fee offices other than the Tax Assessor/Collector which is described above and the District Attorney which represents seven months ended April 30, 2011.

| <u>SHERIFF</u>     | <u>COMMUNITY<br/>SUPERVISION &amp;<br/>CORRECTIONS</u> | <u>DISTRICT<br/>ATTORNEY</u> | <u>CONSTABLES</u> | <u>JUSTICES<br/>OF THE<br/>PEACE</u> | <u>OTHER</u>     |
|--------------------|--|------------------------------|-------------------|--------------------------------------|------------------|
| \$2,047,200        | \$0  | \$0                          | \$257,530         | \$1,144,280                          | \$3,286,766      |
| 0                  | 0  | 0                            | 0                 | 473,410                              | 0                |
| 0                  | 0  | 0                            | 0                 | 0                                    | 0                |
| <u>3,781,583</u>   | <u>7,995,401</u>                                       | <u>2,345,721</u>             | <u>1,756,092</u>  | <u>1,324,110</u>                     | <u>31,949</u>    |
| 5,828,783          | 7,995,401  | 2,345,721                    | 2,013,622         | 2,941,800                            | 3,318,715        |
| 2,043,295          | 0  | 0                            | 256,681           | 1,152,790                            | 3,283,363        |
| 0                  | 0  | 0                            | 0                 | 464,850                              | 0                |
| 0                  | 0  | 0                            | 0                 | 0                                    | 0                |
| <u>3,740,022</u>   | <u>7,976,158</u>                                       | <u>2,437,749</u>             | <u>1,750,457</u>  | <u>1,310,176</u>                     | <u>62,409</u>    |
| <u>5,783,317</u>   | <u>7,976,158</u>                                       | <u>2,437,749</u>             | <u>2,007,138</u>  | <u>2,927,816</u>                     | <u>3,345,772</u> |
| 45,466             | 19,243   | (92,028)                     | 6,484             | 13,984                               | (27,057)         |
| 4,224,181          | 641,895  | 302,758                      | 635               | 31,476                               | 153,629          |
| 0                  | 0  | 0                            | 0                 | 0                                    | 0                |
| <u>\$4,269,647</u> | <u>\$661,138</u>                                       | <u>\$210,730</u>             | <u>\$7,119</u>    | <u>\$45,460</u>                      | <u>\$126,572</u> |



**TARRANT COUNTY, TEXAS**  
**CONSTABLE ACCOUNTS**  
**COMBINING SCHEDULE OF CASH RECEIPTS AND DISBURSEMENTS**  
**FOR THE NINE (9) MONTHS ENDED 6/30/2011**

| <u>COMBINED (1)</u> |   | <u>PRECINCT<br/>ONE</u> | <u>PRECINCT<br/>TWO</u> | <u>PRECINCT<br/>THREE</u> |
|---------------------|---|-------------------------|-------------------------|---------------------------|
|                     | <b>CASH RECEIPTS</b>                            |                         |                         |                           |
|                     | GENERAL:  |                         |                         |                           |
| \$257,530           | County Fees                                     | \$28,905                | \$30,324                | \$82,511                  |
| 0                   | State Fees                                      | 0                       | 0                       | 0                         |
| 0                   | Other   | 0                       | 0                       | 0                         |
| <u>1,756,092</u>    | TRUST   | <u>7,097</u>            | <u>5,679</u>            | <u>1,503,361</u>          |
| 2,013,622           | TOTAL CASH RECEIPTS                             | 36,002                  | 36,003                  | 1,585,872                 |
|                     | <b>CASH DISBURSEMENTS</b>                       |                         |                         |                           |
|                     | GENERAL:  |                         |                         |                           |
| 256,681             | County Fees                                     | 28,905                  | 30,286                  | 81,700                    |
| 0                   | State Fees                                      | 0                       | 0                       | 0                         |
| 0                   | Other   | 0                       | 0                       | 0                         |
| <u>1,750,457</u>    | TRUST   | <u>7,097</u>            | <u>5,679</u>            | <u>1,497,726</u>          |
| <u>2,007,138</u>    | TOTAL CASH DISBURSEMENTS                        | <u>36,002</u>           | <u>35,965</u>           | <u>1,579,426</u>          |
| 6,484               | EXCESS (DEFICIT) RECEIPTS OVER<br>DISBURSEMENTS | 0                       | 38                      | 6,446                     |
|                     | <b>CASH AND INVESTMENTS:</b>                    |                         |                         |                           |
| <u>635</u>          | BEGINNING                                       | <u>0</u>                | <u>635</u>              | <u>0</u>                  |
| <u>\$7,119</u>      | ENDING  | <u>\$0</u>              | <u>\$673</u>            | <u>\$6,446</u>            |

NOTE: Inter-office eliminations not made. Cash receipts and disbursements in one office may also be included in another office.

(1) Activity reported represents eight months ended May 31, 2011 unless otherwise stated in the accompanying notes to the combined financial statements.

| PRECINCT<br>FOUR | PRECINCT<br>FIVE | PRECINCT<br>SIX | PRECINCT<br>SEVEN | PRECINCT<br>EIGHT |
|------------------|------------------|-----------------|-------------------|-------------------|
| \$25,944         | \$17,417         | \$23,379        | \$35,970          | \$13,080          |
| 0                | 0                | 0               | 0                 | 0                 |
| 0                | 0                | 0               | 0                 | 0                 |
| <u>51,080</u>    | <u>12,553</u>    | <u>82,679</u>   | <u>44,040</u>     | <u>49,603</u>     |
| 77,024           | 29,970           | 106,058         | 80,010            | 62,683            |
| 25,944           | 17,417           | 23,379          | 35,970            | 13,080            |
| 0                | 0                | 0               | 0                 | 0                 |
| 0                | 0                | 0               | 0                 | 0                 |
| <u>51,080</u>    | <u>12,553</u>    | <u>82,679</u>   | <u>44,040</u>     | <u>49,603</u>     |
| <u>77,024</u>    | <u>29,970</u>    | <u>106,058</u>  | <u>80,010</u>     | <u>62,683</u>     |
| 0                | 0                | 0               | 0                 | 0                 |
| 0                | 0                | 0               | 0                 | 0                 |
| <u>\$0</u>       | <u>\$0</u>       | <u>\$0</u>      | <u>\$0</u>        | <u>\$0</u>        |

**TARRANT COUNTY, TEXAS**  
**JUSTICE OF THE PEACE ACCOUNTS**  
**COMBINING SCHEDULE OF CASH RECEIPTS AND DISBURSEMENTS**  
**FOR THE NINE (9) MONTHS ENDED 6/30/2011**

| <u>COMBINED (1)</u> |   | <u>PRECINCT<br/>ONE</u> | <u>PRECINCT<br/>TWO</u> | <u>PRECINCT<br/>THREE</u> |
|---------------------|---|-------------------------|-------------------------|---------------------------|
|                     | <b>CASH RECEIPTS</b>                            |                         |                         |                           |
|                     | GENERAL:  |                         |                         |                           |
| \$1,144,280         | County Fees                                     | \$148,335               | \$194,068               | \$130,068                 |
| 473,410             | State Fees                                      | 36,572                  | 45,113                  | 80,819                    |
| 0                   | Other   | 0                       | 0                       | 0                         |
| <u>1,324,110</u>    | TRUST   | <u>172,175</u>          | <u>227,373</u>          | <u>210,133</u>            |
| 2,941,800           | TOTAL CASH RECEIPTS                             | 357,082                 | 466,554                 | 421,020                   |
|                     | <b>CASH DISBURSEMENTS</b>                       |                         |                         |                           |
|                     | GENERAL:  |                         |                         |                           |
| 1,152,790           | County Fees                                     | 156,030                 | 194,067                 | 131,068                   |
| 464,850             | State Fees                                      | 28,012                  | 45,113                  | 80,819                    |
| 0                   | Other   | 0                       | 0                       | 0                         |
| <u>1,310,176</u>    | TRUST   | <u>173,052</u>          | <u>217,059</u>          | <u>204,915</u>            |
| <u>2,927,816</u>    | TOTAL CASH DISBURSEMENTS                        | <u>357,094</u>          | <u>456,239</u>          | <u>416,802</u>            |
| 13,984              | EXCESS (DEFICIT) RECEIPTS OVER<br>DISBURSEMENTS | (12)                    | 10,315                  | 4,218                     |
|                     | <b>CASH AND INVESTMENTS:</b>                    |                         |                         |                           |
| <u>31,476</u>       | BEGINNING                                       | <u>514</u>              | <u>12,311</u>           | <u>2,640</u>              |
| <u>\$45,460</u>     | ENDING  | <u>\$502</u>            | <u>\$22,626</u>         | <u>\$6,858</u>            |

NOTE: Inter-office eliminations not made. Cash receipts and disbursements in one office may also be included in another office.

(1) Activity reported represents eight months ended May 31, 2011 unless otherwise stated in the accompanying notes to the combined financial statements.

| PRECINCT<br>FOUR | PRECINCT<br>FIVE | PRECINCT<br>SIX | PRECINCT<br>SEVEN | PRECINCT<br>EIGHT |
|------------------|------------------|-----------------|-------------------|-------------------|
| \$169,222        | \$39,184         | \$141,707       | \$224,463         | \$97,233          |
| 102,483          | 8,446            | 64,938          | 112,114           | 22,925            |
| 0                | 0                | 0               | 0                 | 0                 |
| <u>165,893</u>   | <u>52,638</u>    | <u>166,293</u>  | <u>218,142</u>    | <u>111,463</u>    |
| 437,598          | 100,268          | 372,938         | 554,719           | 231,621           |
| 169,223          | 39,184           | 141,707         | 224,278           | 97,233            |
| 102,483          | 8,446            | 64,938          | 112,114           | 22,925            |
| 0                | 0                | 0               | 0                 | 0                 |
| <u>166,505</u>   | <u>50,274</u>    | <u>167,005</u>  | <u>219,903</u>    | <u>111,463</u>    |
| <u>438,211</u>   | <u>97,904</u>    | <u>373,650</u>  | <u>556,295</u>    | <u>231,621</u>    |
| (613)            | 2,364            | (712)           | (1,576)           | 0                 |
| <u>831</u>       | <u>7,554</u>     | <u>3,250</u>    | <u>4,376</u>      | <u>0</u>          |
| <u>\$218</u>     | <u>\$9,918</u>   | <u>\$2,538</u>  | <u>\$2,800</u>    | <u>\$0</u>        |

**TARRANT COUNTY, TEXAS**  
**OTHER FEE OFFICE ACCOUNTS**  
**COMBINING SCHEDULE OF CASH RECEIPTS AND DISBURSEMENTS**  
**FOR THE NINE (9) MONTHS ENDED 6/30/2011**

| <u>COMBINED(1)</u> |   | <u>PRE-TRIAL<br/>RELEASE</u> | <u>DOMESTIC<br/>RELATIONS<br/>OFFICE</u> | <u>CHILD<br/>SUPPORT</u> |
|--------------------|---|------------------------------|--|--------------------------|
|                    | <b>CASH RECEIPTS</b>                            |                              |  |                          |
|                    | GENERAL:  |                              |  |                          |
| \$3,286,766        | County Fees                                     | \$101,075                    | \$236,199                                | \$2,949,492              |
| 0                  | State Fees                                      | 0                            | 0  | 0                        |
| 0                  | Other   | 0                            | 0  | 0                        |
| <u>31,949</u>      | TRUST   | <u>0</u>                     | <u>0</u>                                 | <u>31,949</u>            |
| 3,318,715          | TOTAL CASH RECEIPTS                             | 101,075                      | 236,199                                  | 2,981,441                |
|                    | <b>CASH DISBURSEMENTS</b>                       |                              |  |                          |
|                    | GENERAL:  |                              |  |                          |
| 3,283,363          | County Fees                                     | 101,075                      | 232,715                                  | 2,949,573                |
| 0                  | State Fees                                      | 0                            | 0  | 0                        |
| 0                  | Other   | 0                            | 0  | 0                        |
| <u>62,409</u>      | TRUST   | <u>0</u>                     | <u>0</u>                                 | <u>62,409</u>            |
| <u>3,345,772</u>   | TOTAL CASH DISBURSEMENTS                        | <u>101,075</u>               | <u>232,715</u>                           | <u>3,011,982</u>         |
| (27,057)           | EXCESS (DEFICIT) RECEIPTS<br>OVER DISBURSEMENTS | 0                            | 3,484                                    | (30,541)                 |
|                    | <b>CASH AND INVESTMENTS:</b>                    |                              |  |                          |
| <u>153,629</u>     | BEGINNING                                       | <u>0</u>                     | <u>42,216</u>                            | <u>111,413</u>           |
| <u>\$126,572</u>   | ENDING  | <u>\$0</u>                   | <u>\$45,700</u>                          | <u>\$80,872</u>          |

NOTE: Inter-office eliminations not made. Cash receipts and disbursements in one office may also be included in another office.

(1) Activity reported represents eight months ended May 31, 2011 unless otherwise stated in the accompanying notes to the combined financial statements.