



TARRANT COUNTY COVID-19 RECOVERY REPORT

WEEKLY OVERVIEW

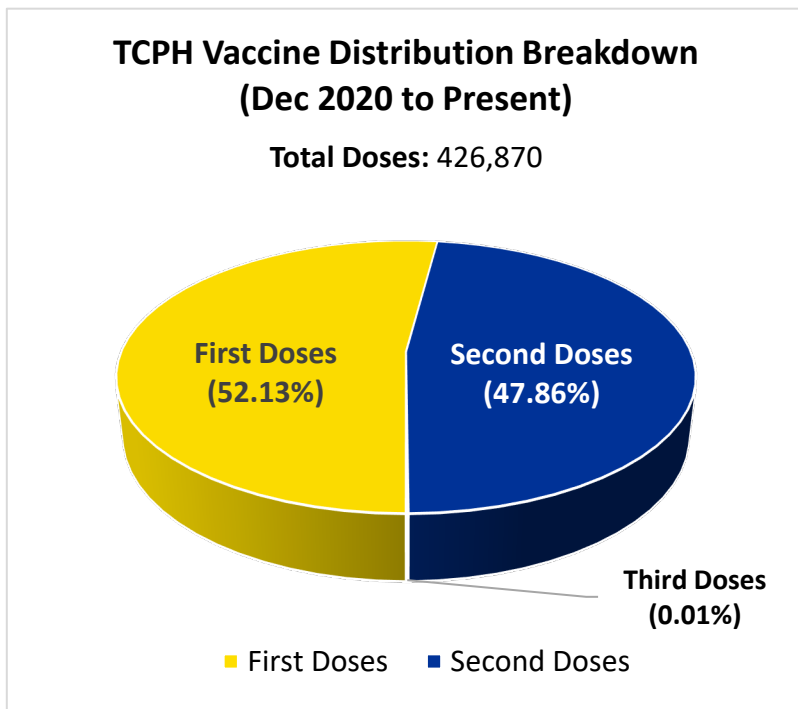
SUMMARY

REPORT DATE	REPORTING PERIOD
09/07/2021	August 30th to September 5th

The Tarrant County COVID-19 Recovery Report provides relevant programmatic data and information on COVID-related programs currently administered by the County including the **COVID-19 Vaccination Program** and the **Tarrant County Emergency Rental Assistance Program (ERAP)**. Additional programmatic information will be provided as new programs are implemented. Information related to grant funding applications and awards is also provided herein. The Tarrant County COVID-19 Recovery Report is provided to the Commissioners Court and the public every Tuesday.

TARRANT COUNTY PUBLIC HEALTH (TCPH) COVID-19 VACCINATION PROGRAM

Tarrant County's COVID-19 Vaccination Program has transitioned from centralized mass vaccination sites to mobile pop-up sites as the main distribution mechanism for COVID-19 vaccinations. In the section below, you will find tables and graphs to illustrate Tarrant County vaccination trends; however, please note that the data displays doses *directly* administered by TCPH and does not reflect the total number of vaccinations administered by contractual and clinical partners. See **Appendix A** for a breakdown of daily vaccination data and a schedule of pop-up sites. Since its inception at the end of December 2020, the County's vaccination efforts have produced the following results:



Dose Type	# of Doses Directly Administered by TCPH
First Doses	222,307
Second Doses	204,099
Third Doses	464
Total Doses	426,870

Total Vaccinations Administered within Tarrant County (TCPH, Clinical, etc.)
2,359,654

TCPH Vaccination Doses by Week (Aug 9th to Sept 5th)

Week	First Doses	Second Doses	Third Doses	Total Doses Per Week
August 9th to August 15th	1148	429	-	1577
August 16th to August 22nd	733	431	44	1207
August 23rd to August 29th	394	230	265	889
August 30th to Sept 5th	147	179	155	481
Total Doses (8/9 to 9/5)	2422	1269	464	4154

Figure 1. Table detailing the number of first, second, and total COVID-19 vaccine doses administered over the preceding four (4) weeks. Most recent data may not be complete due to a lag in weekly reporting.

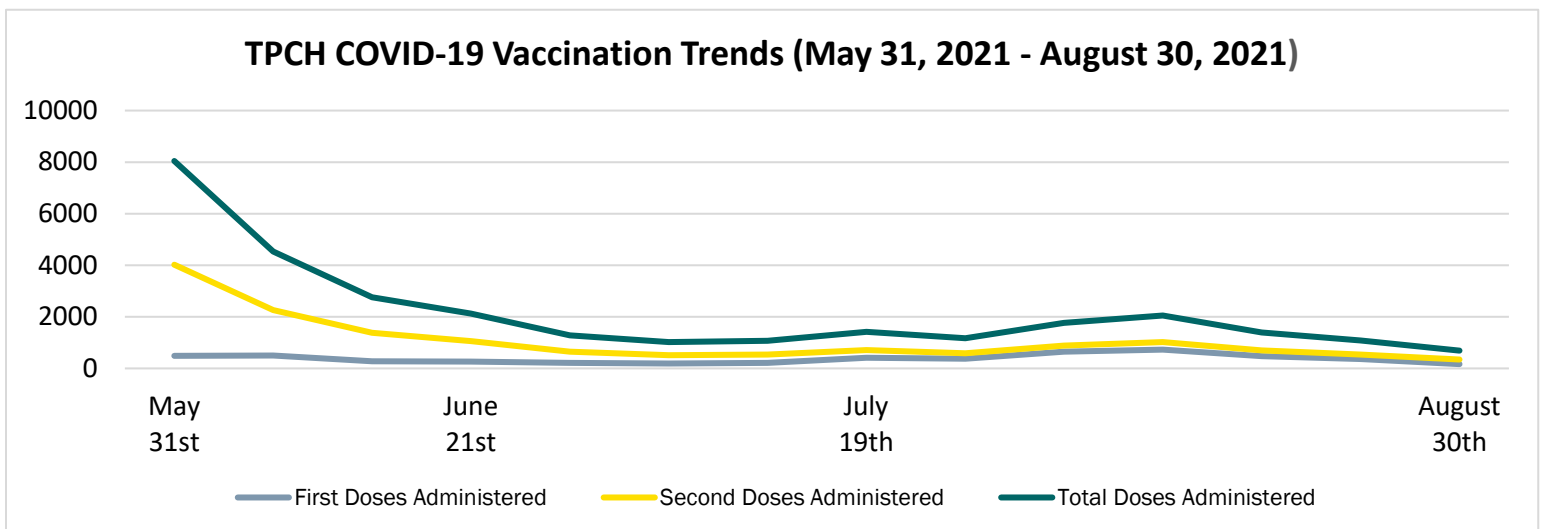


Figure 2. First dose, second dose, and total COVID-19 vaccination trends over the preceding three-month period. Most recent data may not be complete due to a lag in reporting.

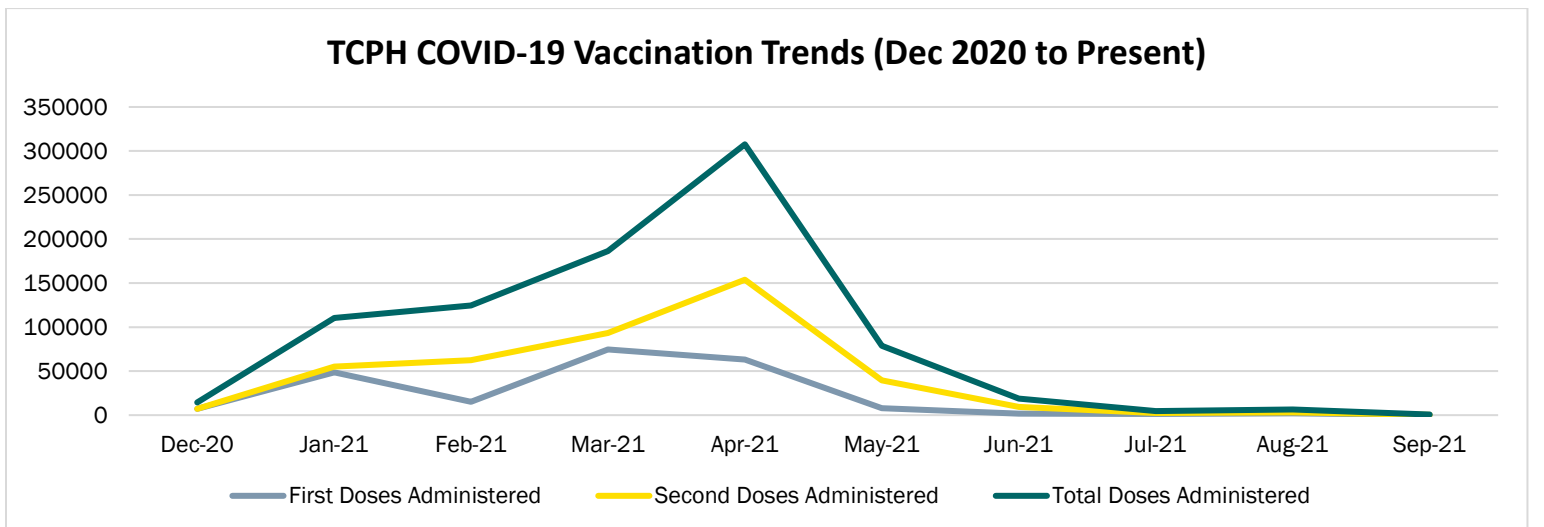


Figure 3. First dose, second dose, and total COVID-19 vaccination trends since the inception of the COVID-19 vaccination program.

EMERGENCY RENTAL ASSISTANCE PROGRAM (ERAP)

Programmatic data for the Tarrant County Emergency Rental Assistance Program (ERAP) is detailed below.

Data as of 9/06/21.

APPLICATION STATUS	TOTAL	
Applications in Progress	1,463	
Applications Under Review	93	
Ineligible Applications (Area & Income)	501	
Applications Approved	509	
TOTAL	2,566	
FUNDING STATUS	TOTAL PAYMENTS	
Total Paid to Date	519	\$ 3,938,291.60
Total Pending Court Approval	51	\$ 377,131.16
Total Pending Review/Follow-up by AO	0	\$ 0

EVICTION DIVERSION PROGRAM

Programmatic data for the Eviction Diversion Program is detailed below. Program completed on 8/20/2021. Data as of 09/06/21.

CATEGORY	TOTAL	
Applications Under Review	0	N/A
Ineligible Applications / Referred to Another Program	49	N/A
Total Paid to Date	16	\$ 123,516.95
Total Pending Court Approval	1	\$ 914.34
Total Pending Review/Follow-up by AO	0	\$ -
TOTAL	66	\$ 124,431.29

COUNTY GRANTS UPDATE

The County has applied for and received several federal and state grants to assist in the response to and recovery from the COVID-19 pandemic and its negative effects. See **Appendix B** for a table detailing grant descriptions, respective department, and relevant accounting metrics. Additionally, **Appendix B (cont.)** includes a table detailing the notices of grant funding and applications. The table below provides a broad overview of the information included in the appendices.

CATEGORY	TOTAL	ENCUMBERED OR SPENT
Coronavirus Relief Fund (CRF)	\$ 219,052,584	\$ 219,052,584
American Rescue Plan Act (ARPA) – First Tranche	\$ 204,194,446	\$ 19,114,546
Funding Awarded from Agencies (Accepted in Court)	\$ 121,334,778	\$ 22,436,871
Grants Awarded (Not Yet Accepted in Court)	\$ 27,568,608	\$ 27,568,608
Applications Submitted (Not Yet Awarded)	\$ 24,878,273	-
TOTAL	\$ 597,028,668	\$ 288,172,618

INNOVATIVE EMERGENCY MANAGEMENT (IEM) UPDATE

Weekly update from IEM, the consultant conducting the COVID-19 Needs and Resources Assessment, detailing activities over the preceding week and stakeholder interview statuses.

Updates for August 26 – September 1, 2021

- IEM has completed 16 community stakeholder interviews with 10 additional interviews scheduled in the coming weeks.
- To date, we've heard the following topics identified as pressing priorities:
 - Mental Health for the whole community – including impacts to minors as a result of COVID-19
 - Support services (childcare, transportation, food, and housing security) for students
 - Workforce Development for current and future workers
- IEM conducted data analysis to suggest equity community advisor representation. IEM is creating composite GIS maps depicting the two social vulnerability indices to identify high priority neighborhoods for representation during the needs assessment process.
- IEM researchers are identifying data on the disproportionate effects of COVID-19 on the Latinx community in preparation for the September 8th meeting with Latino leaders

Stakeholder Meetings

- Aug 30 – Sept 3, 2021
 - **Aug. 30, 2021 at 11:30am:** Community Service Working Group (Katie in-person)
 - **Sept. 2, 2021 at 8:00am:** Mental Health Connection (Katie in-person)
- Sept 6-10, 2021
 - **September 8, 2021 at 10:00am:** Commissioner Allen Latino Leaders Meeting (Katie/Angel virtual)

Scheduled Interviews with Community Stakeholders

Stakeholder	Agency	Central Time
Wayne Carson	ACH Child and Family Services	August 24, 2021 4:00PM
Mayor Oscar Trevino	North Richland Hills Mayor	August 25, 2021 2:00PM
Chancellor Eugene Giovannini	Chancellor Tarrant County College	August 26, 2021 9:00AM
Deb McNamara	Interim President CEO Catholic Charities FW	August 27, 2021 1:00PM
Kara Waddell	President and CEO, Child Care Associates	August 27, 2021 11:30AM
Trey Yelverton	City Manager, Arlington	August 27, 2021 8:15AM
Vicki Niedermayer	Helping Restore Ability	August 27, 2021 9:30AM
Tobi Jackson	FWISD School Board President	August 30, 2021 9:00AM
Dr. Marcelo Cavazos	AISD Superintendent	August 30, 2021 3:30PM
Kathryn Jacob	President/CEO Safe Haven of Tarrant County	August 31, 2021 11:00AM
Kathryn Arnold	Pathfinders	August 31, 2021 2:00PM
Michelle Kennedy	Trinity Habitat for Humanity	September 1, 2021 9:00AM
Susan Garnett	CEO, MHMR of Tarrant County	September 1, 2021 Noon
Pete Geren	Sid Richardson Foundation	September 1, 2021 2:00PM
Robert Earley	President and CEO of JPS Health Network	September 3, 2021 11:00AM
Gerrie Whitaker	CEO North Texas Area Community Health Centers	September 3, 2021 9:30AM
Carla Jutson	Meals on Wheels of Tarrant County	September 7, 2021 10:00AM

Daphne Barlow-Stigliano	Boys and Girls Club of Fort Worth	September 7, 2021 2
Barclay Berdan	CEO Texas Health	September 8, 2021 9:00AM
Laura Lester	Encore Daycare	September 10, 2021 8:00AM
Chief Crowson	Arlington Fire Chief	September 10, 2021 9:30AM
Lauren King	Tarrant County Homeless Coalition	September 13, 2021 Noon
Julie Evans	Alliance for Children	September 14, 2021 9:00AM
Laura Hilgart	President CEO The womens Center	September 15, 2021 2:00PM
Julie Butner	Tarrant Area Food Bank	September 16, 2021 2:00PM
Mayor Parker	Fort Worth Mayor	September 17, 2021 2:00PM

-- The rest of this page was intentionally left blank--

APPENDIX A

Monday, September 6	Tuesday, September 7	Wednesday, September 8	Thursday, September 9	Friday, September 10	Saturday, September 11	Sunday, September 12
LABOR DAY	<p>Hurst Fire Station 10AM to 6PM</p> <hr/> <p>Lighthouse for the Blind <i>Second Doses</i> 10AM to 2PM</p>	<p>State National Companies (Public) <i>Second Doses</i> 12:30PM to 4:30PM</p>	<p>Tarrant County Wellness Event at Resource Connection 9AM to 1PM</p> <hr/> <p>Historic Courthouse Family Law Center <i>Second Doses</i> 10AM to 2PM</p>	<p>Sundance Square Pavilion 11AM to 8PM</p> <hr/> <p>Lake Como Minister’s Alliance 2PM to 6PM</p>	<p>Grapevine-Colleyville ISD <i>Second Doses</i> 10AM to 1PM</p>	N/A

The above calendar details the date and time frames for several TCPH pop-up vaccination sites from Monday, September 5th to Sunday, September 12th. Additional information on open COVID-19 vaccination sites and hours of operation can be found at [TarrantCountyStrong.com](https://www.tarrantcountytx.gov/strong). Private sites are not shown.

APPENDIX A (CONT.)

TCPH Vaccination Site Doses Administered (August 16th to August 22nd)

Site	Monday, August 23	Tuesday, August 24	Wednesday, August 25	Thursday, August 26	Friday, August 27	Saturday, August 28	Sunday, August 29	Total Per Day
TCPH Main	11	13	22	13	19	Closed	Closed	78
TCPH SW/Arlington	2	3	2	6	3	Closed	Closed	16
TCPH Northwest	10	5	3	Closed	5	Closed	Closed	23
TCPH Watauga	Closed	6	Closed	6	4	Closed	Closed	16
Hurst Fire Station (Pop Up)	Closed	96	Closed	Closed	Closed	Closed	Closed	96
Sundance Square (Pop Up)	Closed	Closed	Closed	Closed	164	Closed	Closed	164
Bagsby-Williams (Pop Up)	14	Closed	Closed	4	3	Closed	Closed	21
La Gran Plaza (Pop Up)	47	Closed	Closed	Closed	Closed	Closed	Closed	47
Tarrant County Wellness Event (Pop Up)	Closed	Closed	Closed	8	Closed	Closed	Closed	8
Gaylord Texan (Pop Up)	Closed	Closed	Closed	15	8	Closed	Closed	23
Trinity Highway (Pop Up)	Closed	Closed	Closed	Closed	9	Closed	Closed	9
Total Per Site	84	123	27	52	215	0	0	501

The above table provides detailed information regarding the number of COVID-19 vaccines administered at various partnership sites and pop-up sites over the preceding week.

APPENDIX B

Funding Awarded – Grant Awards Received from Agencies (Accepted in Court)

Grant Description	County Dept	Awarded	Encumbered or Spent	Funds Received
DHHS/HRSA-RW-AIDS Part A COVID-19 Response	Administrator-HIV	\$ 272,626	\$ 255,978	\$ 249,811
DHHS/HRSA-RW-AIDS Part C COVID-19 Response	Administrator-HIV	\$ 137,744	\$ 122,555	\$ 75,025
DHHS/HRSA-RW-AIDS Part D COVID-19 Response	Administrator-HIV	\$ 37,633	\$ 33,525	\$ 32,025
DSHS – HOWPA**	Administrator-HIV	\$ 25,000	\$ 25,000	\$ 25,000
DSHS WIC – COVID-19 Funding Allocation**	Public Health	\$ 43,084	\$ 42,714	\$ 42,714
DSHS-CPS – COVID-19	Public Health	\$ 559,225	\$ 503,850	\$ 464,158
DSHS-CPS – COVID-19	Public Health	\$ 3,013,997	\$ 2,166,331	\$ 1,812,805
DSHS-CPS – COVID-19	Public Health	\$ 2,329,576	\$ 1,160,768	\$ 898,195
DSHS COVID-19 Vaccination Projects	Public Health	\$ 12,349,513	\$ 1,208,751	-
UNTHSC – Knowledge-to-Action COVID-19	Public Health	\$ 44,000	\$ 44,000	\$ 44,000
CDC National Initiative to Address COVID-19 Health Disparities	Public Health	\$ 27,241,785	\$ 701,474	-
DSHS CDC Co-Ag: Public Health Workforce Funding	Public Health	\$ 1,500,000	-	-
CJD-BJA Coronavirus Emergency Supp Funding Program	Budget/Sheriff	\$ 4,166,506	\$ 4,166,506	\$ 4,166,506
HUD CDBG – CARES	Community Dev.	\$ 6,430,388	\$ 426,501	\$ 112,407
HUD Emergency Solutions Grant (ESG) – CARES	Community Dev.	\$ 3,578,786	\$ 2,235,480	\$ 660,699
HUD HOPWA – CARES	Community Dev.	\$ 106,043	\$ 101,754	\$ 4,195
TDHCA CDBG TERAP	Community Dev.	\$ 1,150,787	\$ 124,431	-
TDHCA Emergency Solutions Grant (ESG) -- CARES	Community Dev.	\$ 2,000,000	-	-
TREASURY – Emergency Rental Assistance 1*	Budget/Admin	\$ 24,281,300	\$ 4,537,993	\$ 24,281,300
TREASURY – Emergency Rental Assistance 2*	Budget/Admin	\$ 26,407,662	\$ 1,607	\$ 10,563,065
BJA Coronavirus Emergency Supp Funding Prgm	Budget/Sheriff	\$ 58,008	\$ 58,007	\$ 57,995
HAVA 2020 CARES Act – (20% Match Required)*	Elections	\$ 1,764,171	\$ 1,764,171	\$ 1,764,171
Center for Tech and Civic Life*	Elections	\$ 1,678,523	\$ 1,612,953	\$ 1,678,523
HUD—CARES Act Funding for Section-8*	Housing	\$ 1,929,099	\$ 1,062,834	\$ 1,929,099
HUD—CARES Act Funding for Mainstream Voucher Program*	Housing	\$ 229,322	\$ 79,687	\$ 136,702
TOTAL		\$ 121,334,778	\$ 22,436,871	\$ 48,998,397

*Note: Grant funds were received in advance.

**Note: Completed and all funds have been received.

APPENDIX B (cont.)

Grant Description	County Dept	Awarded	Encumbered or Spent	Funds Received
FEMA – COVID 2020 (3/1/20 – 6/3/20)	Budget	\$ 2,439,465	\$ 2,439,465	\$ 2,439,465
FEMA – COVID 2020 (9/15/20 – 12/31/20)	Budget	\$ 129,142	\$ 129,142	0
FEMA – VACCINATION (2/9/21– 12/31/21)	Budget	\$ 25,000,000	\$ 25,000,000	0
TOTAL FUNDS EXPECTED TO BE ACCEPTED		\$ 27,568,608	\$ 27,568,608	\$ 2,439,465

Applications Submitted – Not Yet Awarded by Agency

Grant Description	County Dept	Awarded	Encumbered or Spent	Funds Received
DSHS Advancing Health Literacy	Public Health	\$ 4,000,000	\$ -	\$ -
CDC Community Health Workers & Resilient Communities	Public Health	\$ 3,000,000	\$ -	\$ -
NACCHO COVID-19 Prevention & Mitigation Strategies	Public Health	\$ 175,000	\$ -	\$ -
CDC Closing the Gap with Social Determinants	Public Health	\$ 125,000	\$ -	\$ -
DSHS IDCU/COVID-19 Additional Funds Awarded	Public Health	\$ 2,911,970	\$ -	\$ -
DSHS COVID-19 Immunizations Round 4	Public Health	\$ 14,666,303	\$ -	\$ -
TOTAL FUNDS REQUESTED		\$ 24,878,273	\$ -	\$ -